

CONTENTS

| | |
|---|-----|
| Our mission and vision | 1 |
| Strategic goal areas | 2 |
| Welcome | 3 |
| Map | 4 |
| City profile | 5 |
| Mayor’s message | 6 |
| Council Aldermen | 8 |
| General Manager’s report | 10 |
| Organisational chart | 12 |
| Our services | 14 |
| 2020–21 highlights | 16 |
| A people city | 19 |
| A well-planned liveable city | 31 |
| A prosperous city | 39 |
| An environmentally responsible city | 43 |
| A creative and innovative city | 49 |
| Governance and leadership | 53 |
| Assets and resources | 57 |
| Financial management indicators | 62 |
| Financial statements | 65 |
| Notes to and forming part of the financial statements | 71 |
| Independent Auditor’s Report | 103 |
| Appendices | 107 |



Clarence... a brighter place

CLARENCE CITY COUNCIL
ANNUAL REPORT

2020
2021



Clarence... a brighter place

CONTENTS

| | |
|---|-----|
| Our mission and vision | 1 |
| Strategic goal areas | 2 |
| Welcome | 3 |
| Map | 4 |
| City profile | 5 |
| Mayor’s message | 6 |
| Council Aldermen | 8 |
| General Manager’s report | 10 |
| Organisational chart | 12 |
| Our services | 14 |
| 2020–21 highlights | 16 |
| A people city | 19 |
| A well-planned liveable city | 31 |
| A prosperous city | 39 |
| An environmentally responsible city | 43 |
| A creative and innovative city | 49 |
| Governance and leadership | 53 |
| Assets and resources | 57 |
| Financial management indicators | 62 |
| Financial statements | 65 |
| Notes to and forming part of the financial statements | 71 |
| Independent Auditor’s Report | 103 |
| Appendices | 107 |

Acknowledgement to Country

We acknowledge the Tasmanian Aboriginal People as the traditional custodians of the land and pay respect to Elders past and present, and recognise their continuing spiritual connection to the land.



Clarence... a brighter place


CONTENTS

| | |
|---|----------|
| Our mission and vision | 1 |
| Strategic goal areas | 2 |
| Welcome | 3 |
| Map | 4 |
| City profile | 5 |
| Mayor’s message | 6 |
| Council Aldermen | 8 |
| General Manager’s report | 10 |
| Organisational chart | 12 |
| Our services | 14 |
| 2020–21 highlights | 16 |
| A people city | 19 |
| A well-planned liveable city | 31 |
| A prosperous city | 39 |
| An environmentally responsible city | 43 |
| A creative and innovative city | 49 |
| Governance and leadership | 53 |
| Assets and resources | 57 |
| Financial management indicators | 62 |
| Financial statements | 65 |
| Notes to and forming part of the financial statements | 71 |
| Independent Auditor’s Report | 103 |
| Appendices | 107 |

OUR MISSION

To respond to the changing needs of the community through a commitment to excellence in leadership, advocacy, innovative governance, and service delivery.

OUR VISION



Clarence...
a vibrant, prosperous,
sustainable city.



- Cover image: Bellerive Beach, looking towards Blundstone Arena.
- Previous page: Aerial photo of Mortimer Bay, Sandford.
- Above: Child enjoying new play equipment at Rosny Early Learning.



CONTENTS

| | |
|---|----------|
| Our mission and vision | 1 |
| Strategic goal areas | 2 |
| Welcome | 3 |
| Map | 4 |
| City profile | 5 |
| Mayor’s message | 6 |
| Council Aldermen | 8 |
| General Manager’s report | 10 |
| Organisational chart | 12 |
| Our services | 14 |
| 2020–21 highlights | 16 |
| A people city | 19 |
| A well-planned liveable city | 31 |
| A prosperous city | 39 |
| An environmentally responsible city | 43 |
| A creative and innovative city | 49 |
| Governance and leadership | 53 |
| Assets and resources | 57 |
| Financial management indicators | 62 |
| Financial statements | 65 |
| Notes to and forming part of the financial statements | 71 |
| Independent Auditor’s Report | 103 |
| Appendices | 107 |

STRATEGIC GOAL AREAS

The following overarching goals of our Strategic Plan 2016-2026 demonstrate how we aim to achieve our vision:

A people city

GOAL: Clarence is a city which values diversity and encourages equity and inclusiveness, where people of all ages and abilities have the opportunity to improve their health and wellbeing and quality of life.

A well-planned liveable city

GOAL: Clarence will be a well-planned liveable city with services and supporting infrastructure to meet current and future needs.

A prosperous city

GOAL: Clarence will develop its economy, improve prosperity, and expand both the level and equity of personal opportunity within its communities.

An environmentally responsible city

GOAL: Clarence is a city that values its natural environment and seeks to protect, manage and enhance its natural assets for the long-term environmental, social and economic benefit of the community.

A creative and innovative city

GOAL: Clarence is a city that fosters creativity, innovation and enterprise.

Governance and leadership

GOAL: Clarence City Council will provide leadership and accessible, responsive, transparent and accountable governance of the city.

Council’s assets and resources

GOAL: Clarence City Council will efficiently and effectively manage its financial, human and property resources to attain council’s strategic goals and meet its statutory objectives.

In early 2021, council adopted the new Clarence City Council Strategic Plan 2021-2031.

This year’s report is consistent with council’s previous Strategic Plan 2016-2026 to ensure reporting consistency for the 2020-21 financial year.



■ Aerial photo of Clarence Plains and the new Glebe Hill Village Development.



CONTENTS

| | |
|---|----------|
| Our mission and vision | 1 |
| Strategic goal areas | 2 |
| Welcome | 3 |
| Map | 4 |
| City profile | 5 |
| Mayor’s message | 6 |
| Council Aldermen | 8 |
| General Manager’s report | 10 |
| Organisational chart | 12 |
| Our services | 14 |
| 2020–21 highlights | 16 |
| A people city | 19 |
| A well-planned liveable city | 31 |
| A prosperous city | 39 |
| An environmentally responsible city | 43 |
| A creative and innovative city | 49 |
| Governance and leadership | 53 |
| Assets and resources | 57 |
| Financial management indicators | 62 |
| Financial statements | 65 |
| Notes to and forming part of the financial statements | 71 |
| Independent Auditor’s Report | 103 |
| Appendices | 107 |

WELCOME

We are proud to present the Clarence City Council Annual Report for 2020-2021.

The Annual Report is a snapshot of the services we provide to our community and how we performed during the financial year.

The Annual Report reviews our strategic, operational, and financial performance for the financial year 1 July 2020 to 30 June 2021. Along with the quarterly reports, it is our primary way of reporting back to our community on the diverse services we deliver each year.

The Annual Report compares our achievements with our Annual Plan and aligns with the overarching goals set out in our Strategic Plan.

The Annual Report 2020-2021 was prepared in accordance with all statutory requirements of the *Local Government Act 1993* and its associated regulations.

Of note, this year’s report is consistent with council’s previous strategic plan – the Clarence City Council Strategic Plan 2016-2026. Reporting against the previous strategic plan will ensure reporting consistency for the 2020-21 financial year.

The 2021-2022 Annual Report will be consistent with council’s recently adopted Clarence City Council Strategic Plan 2021-2031, which was approved by council in April 2021.



■ From left, Shredding Betties president Jenni McLeod, Hanson state manager Andrew Proud, Shredding Betties member Andrea Heron, Matt Lindus from Parks and Wildlife Service, and Clarence City Council Mayor Alderman Doug Chipman at the opening of the ‘Cliffhanger’ track in the Meehan Range.

CONTENTS

| | |
|--|----------|
| Our mission and vision | 1 |
| Strategic goal areas | 2 |
| Welcome | 3 |
| Map | 4 |
| City profile | 5 |
| Mayor’s message | 6 |
| Council Aldermen | 8 |
| General Manager’s report | 10 |
| Organisational chart | 12 |
| Our services | 14 |
| 2020–21 highlights | 16 |
| A people city | 19 |
| A well-planned liveable city | 31 |
| A prosperous city | 39 |
| An environmentally responsible city | 43 |
| A creative and innovative city | 49 |
| Governance and leadership | 53 |
| Assets and resources | 57 |
| Financial management indicators | 62 |
| Financial statements | 65 |
| Notes to and forming part of the financial statements | 71 |
| Independent Auditor’s Report | 103 |
| Appendices | 107 |



CONTENTS

| | |
|---|----------|
| Our mission and vision | 1 |
| Strategic goal areas | 2 |
| Welcome | 3 |
| Map | 4 |
| City profile | 5 |
| Mayor’s message | 6 |
| Council Aldermen | 8 |
| General Manager’s report | 10 |
| Organisational chart | 12 |
| Our services | 14 |
| 2020–21 highlights | 16 |
| A people city | 19 |
| A well-planned liveable city | 31 |
| A prosperous city | 39 |
| An environmentally responsible city | 43 |
| A creative and innovative city | 49 |
| Governance and leadership | 53 |
| Assets and resources | 57 |
| Financial management indicators | 62 |
| Financial statements | 65 |
| Notes to and forming part of the financial statements | 71 |
| Independent Auditor’s Report | 103 |
| Appendices | 107 |



Clarence... a brighter place

CITY PROFILE

The first people to live in Clarence were the Moomairremener Tasmanian Aboriginal people, a band of the Oyster Bay people. Their home was all of the present-day Clarence municipality, as well as Pitt Water.

The City of Clarence is located on Hobart’s eastern shore. The city stretches from Otago to the South Arm peninsula, across to Seven Mile Beach and inland to Cambridge and Richmond. It is the second largest local government area in Tasmania by population.

The region is surrounded by 191 kilometres of coastline and includes a variety of residential options from city living to rural and coastal living.

The city has several different retail and commercial centres, from the thriving business areas at Rosny Park and Howrah, to major industrial and commercial centres at Mornington and Cambridge. There is also a strong agricultural sector in the Coal River Valley.

The region is home to Bellerive Oval (Blundstone Arena), the key tourism region of Richmond and the Coal River Valley, as well as a number of pristine beaches and 340 kilometres of outstanding tracks and trails ready to be explored. Our city plays host to a variety of sport and cultural events on a local, state, national and international level.

The City of Clarence offers an enviable lifestyle and, with the Hobart International Airport at Cambridge, is the gateway for many visitors to southern Tasmania.



Volunteers Haresh Chaudhari and Ruchikaben Chaudhari planting trees at the Clarence Mountain Bike Park.

CLARENCE AT A GLANCE

Land area



Population



Median age



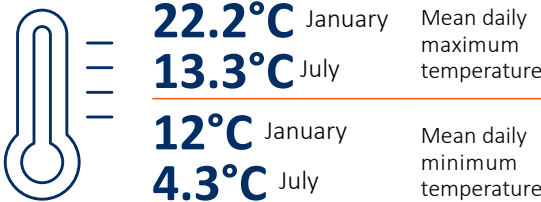
Private dwellings



Household income



Temperature



Residents born overseas



Businesses in the city



CONTENTS

| | |
|---|----------|
| Our mission and vision | 1 |
| Strategic goal areas | 2 |
| Welcome | 3 |
| Map | 4 |
| City profile | 5 |
| Mayor’s message | 6 |
| Council Aldermen | 8 |
| General Manager’s report | 10 |
| Organisational chart | 12 |
| Our services | 14 |
| 2020–21 highlights | 16 |
| A people city | 19 |
| A well-planned liveable city | 31 |
| A prosperous city | 39 |
| An environmentally responsible city | 43 |
| A creative and innovative city | 49 |
| Governance and leadership | 53 |
| Assets and resources | 57 |
| Financial management indicators | 62 |
| Financial statements | 65 |
| Notes to and forming part of the financial statements | 71 |
| Independent Auditor’s Report | 103 |
| Appendices | 107 |



MAYOR’S MESSAGE

The past year has been a year of ‘new normal’ for everyone, including council, with much of the year shaped and impacted by COVID-19 in some way or another.

The continued presence of the pandemic has forced us all to adjust our ways and learn to live and work in a COVID-safe manner. Despite these changes and challenges, council has managed to run some wonderful events, programs and initiatives with some fantastic results and community engagement during the year.

As part of council’s ongoing response to the COVID-19 pandemic we offered a Community Recovery Grants program in 2020. More than \$55,000 dollars was awarded to 18 community groups, not-for-profits and sporting teams for projects that continue to build a resilient community. With a particular focus on initiatives that would benefit the Clarence community and contribute to social recovery following the COVID-19 pandemic, we were pleased to support applicants whose projects would assist in the ongoing health and wellbeing of our community.

The COVID-19 situation also had implications on council’s budget as programs, activities and services were highly scrutinised and opportunities for any savings were factored into the budget to ease pressure on ratepayers.

Almost in spite of COVID-19, our city continued to grow at a rapid rate with areas like Clarence Plains continuing to see significant rates of development. Council’s City Planning Group worked overtime, approving 916 planning applications over the course of the year, an impressive 27.4 percent increase on 2019-20. At the same time, council undertook a record \$23.7 million capital works program to ensure infrastructure continues to be built in line with the growth of the city.

Council’s focus on community health and wellbeing continued this year and was met with an increase in the use of our council maintained open areas, tracks, trails, mountain bike facilities and sportsgrounds.

After the Clarence Foreshore Trail saw a record number of people making use of the trail both during and after lockdown, works began with an aim to increase the track’s durability and longevity so our community can

continue to enjoy this popular asset for years to come. Meanwhile our award-winning Clarence Kayak Trail secured Federal Government funding toward further facilities at Roches Beach in Lauderdale.

Following the lifting of the nationwide lockdown and gradual easing of restrictions, we were able to get back to running some of our favourite community events. The 25th anniversary of the Clarence Jazz Festival was held in February and was a huge success. The event boasted an almost exclusively Tasmanian line up, helping to support local Tasmanian artists after the global pandemic made for a tough 2020 for everyone in the performing arts community.

COVID-19 also saw changes to many of our community events including our Australia Day celebrations, with a smaller COVID-safe citizenship ceremony held at Blundstone Arena. As always, I enjoyed welcoming 87 new citizens to our beautiful city.

Our Dogs’ Day Out event also saw a change in location, making the move to Simmons Park to allow for a more spread-out format. The event was a successful day full of wagging tails and smiles all round.

With support from council, One Community Together hosted the ‘Changefest on the Road in Clarence Plains’ event in February. The event was wonderfully supported and a significant gathering for learning, growing, and celebrating community change. The program was diverse and inclusive and had a strong presence from First Nations leaders. It was wonderful to see such community spirit and togetherness blossoming in our city.

It was also another strong year for council-led community consultations. Among the 18 consultations undertaken this year, council engaged in a city-wide community consultation on the draft master plan for a new off-lead dog park in Cambridge in early 2021. The consultation sought community feedback and ideas on the proposed park design, layout, and features to ensure they meet the needs of both dogs and their owners. The consultation provided insightful results and I look forward to seeing what refinements they bring to the Draft Master Plan when it is presented to council for consideration later this year.

Throughout what has been a tough year for many, once again our volunteers pulled through and continued to

CONTENTS

| | |
|---|----------|
| Our mission and vision | 1 |
| Strategic goal areas | 2 |
| Welcome | 3 |
| Map | 4 |
| City profile | 5 |
| Mayor’s message | 6 |
| Council Aldermen | 8 |
| General Manager’s report | 10 |
| Organisational chart | 12 |
| Our services | 14 |
| 2020–21 highlights | 16 |
| A people city | 19 |
| A well-planned liveable city | 31 |
| A prosperous city | 39 |
| An environmentally responsible city | 43 |
| A creative and innovative city | 49 |
| Governance and leadership | 53 |
| Assets and resources | 57 |
| Financial management indicators | 62 |
| Financial statements | 65 |
| Notes to and forming part of the financial statements | 71 |
| Independent Auditor’s Report | 103 |
| Appendices | 107 |



Clarence... a brighter place

Clarence’s volunteer numbers have more than doubled over the last two years...

support our community. Our highly active volunteer program continues to bring immense value and pride to the Clarence community. In a staggering show of selflessness and community spirit, Clarence’s volunteer numbers have more than doubled over the last two years. Thankfully this year we were able to hold our annual event to thank our volunteers’, after a one-year hiatus due to COVID restrictions last year. I would like to express thanks to all our volunteers on behalf of the wider Clarence community for all the hard work, helping hands and warm smiles given over the past year.

The last 12 months have been challenging and sometimes unpredictable for us all, but still our community continues to band together and uphold the strong eastern shore spirit we are all so fond of.

The staff at council have continued to uphold the high level of professional advice and support they reliably provide to council. I commend them for their efforts over the last year, as well as accepting a pay freeze which helped us to deliver a zero percent general rate increase to our community for 2020-21.

Finally, I would like to thank my fellow Aldermen for another year of continued dedication, hard work and commitment to our community.

I look forward to a bright and exciting year ahead.

Alderman Doug Chipman
CLARENCE CITY COUNCIL MAYOR



Clarence City Council Mayor Alderman Doug Chipman and Aldermen with children and staff at the Rosny Early Learning new playground opening.

CONTENTS

| | |
|---|----------|
| Our mission and vision | 1 |
| Strategic goal areas | 2 |
| Welcome | 3 |
| Map | 4 |
| City profile | 5 |
| Mayor's message | 6 |
| Council Aldermen | 8 |
| General Manager's report | 10 |
| Organisational chart | 12 |
| Our services | 14 |
| 2020–21 highlights | 16 |
| A people city | 19 |
| A well-planned liveable city | 31 |
| A prosperous city | 39 |
| An environmentally responsible city | 43 |
| A creative and innovative city | 49 |
| Governance and leadership | 53 |
| Assets and resources | 57 |
| Financial management indicators | 62 |
| Financial statements | 65 |
| Notes to and forming part of the financial statements | 71 |
| Independent Auditor's Report | 103 |
| Appendices | 107 |



Clarence... a brighter place

CLARENCE CITY COUNCIL ALDERMEN

The Mayor, Deputy Mayor and Aldermen represented council on various committees, boards and authorities including:



Alderman Doug Chipman — Mayor

- Clarence City Council Planning Authority
- Clarence Emergency Management Committee (Chairperson)
- TasWater Chief Owners' Representative
- Australia Day Awards Committee (Chairperson)



Alderman Brendan Blomeley

- Clarence City Council Planning Authority
- Lindisfarne Community Activities Centre Management Committee
- Geilston Bay Community Centre Management Committee
- C Cell Pty Ltd (Director)
- Petitions to Amend Hearings Committee
- Clarence Bicycle Advisory Committee (Alternative Chairperson)
- Australia Day Awards Committee
- Cultural History Advisory Committee (Proxy)
- Partnership Grants Assessment Committee (Proxy)
- Local Government Association of Tasmania General Management Committee- to 17 June 2021



Alderman Luke Edmunds

- Clarence City Council Planning Authority
- Audit Panel (Proxy)
- Natural Resource Management and Grants Committee (Proxy)
- Disability Access and Advisory Committee (Proxy)
- Copping Refuse Disposal Site Joint Authority (Proxy)



Alderman Heather Chong — Deputy Mayor

- Clarence City Council Planning Authority
- Audit Panel
- Petitions to Amend Hearings Committee
- Richmond Advisory Committee (Chairperson)
- Events Special Committee (Chairperson)
- Cultural History Advisory Committee (Chairperson)
- Community Health and Wellbeing Plan Advisory Committee (Chairperson)
- Partnership Grants Assessment Committee (Mayor's Nominee)
- Youth Plan Committee (Chairperson)



Alderman Dean Ewington

- Clarence City Council Planning Authority
- Tracks and Trails Committee (Chairperson)
- Clarence Bicycle Advisory Committee (Chairperson)
- Community Health and Wellbeing Plan Advisory Committee (Proxy)
- Howrah Community Centre Committee (Proxy)
- Cycling South (Mayor's Nominee)
- National Fitness Southern Recreation Association Committee
- Sport and Recreation Advisory Committee (Chairperson)

CONTENTS

| | |
|---|----------|
| Our mission and vision | 1 |
| Strategic goal areas | 2 |
| Welcome | 3 |
| Map | 4 |
| City profile | 5 |
| Mayor's message | 6 |
| Council Aldermen | 8 |
| General Manager's report | 10 |
| Organisational chart | 12 |
| Our services | 14 |
| 2020–21 highlights | 16 |
| A people city | 19 |
| A well-planned liveable city | 31 |
| A prosperous city | 39 |
| An environmentally responsible city | 43 |
| A creative and innovative city | 49 |
| Governance and leadership | 53 |
| Assets and resources | 57 |
| Financial management indicators | 62 |
| Financial statements | 65 |
| Notes to and forming part of the financial statements | 71 |
| Independent Auditor's Report | 103 |
| Appendices | 107 |



Alderman Richard James

- Clarence City Council Planning Authority
- Events Special Committee
- Committee of Management Business East (Proxy Observer)
- Tracks and Trails Committee – from 14 December 2020
- Howrah Community Centre Committee – from 14 December 2020



Alderman Wendy Kennedy

- Clarence City Council Planning Authority
- Bellerive Community Arts Centre Committee
- Tracks and Trails Committee – to 14 December 2020
- Events Special Committee
- Australia Day Awards Committee
- Partnership Grants Assessment Committee
- Youth Plan Committee (Proxy)
- Sport and Recreation Committee (Proxy Committee Member) – to 14 December 2020



Alderman Tony Mulder

- Clarence City Council Planning Authority
- Lindisfarne Community Activities Centre Committee – to 14 December 2020
- Howrah Community Centre Committee – to 14 December 2020
- Petitions to Amend Hearings Committee (Proxy)



Alderman John Peers

- Clarence City Council Planning Authority
- Risdon Vale Community Centre Management Committee
- Richmond Advisory Committee (Proxy)
- Sport and Recreation Committee
- Lindisfarne Community Activities Centre Committee – from 14 December 2020



Alderman Sharyn von Bertouch

- Clarence City Council Planning Authority
- Clarence Positive Ageing Advisory Committee (Chairperson)
- South Arm Calverton Hall Management Committee Inc
- Clarence City Band Committee
- Australian Coastal Council's Association Inc Committee of Management (Deputy Chairperson)
- Sport and Recreation Committee (Proxy) – from 14 December 2020



Alderman James Walker

- Clarence City Council Planning Authority
- Geilston Bay Community Centre Management Committee
- Committee of Management of Business East (Observer)
- Copping Refuse Disposal Site Joint Authority
- Petitions to Amend Hearings Committee
- Clarence Positive Ageing Advisory Committee (Proxy)



Alderman Beth Warren

- Clarence City Council Planning Authority
- Audit Panel
- Natural Resource Management and Grants Committee (Chairperson)
- Disability Access and Advisory Committee (Chairperson)
- Waste Strategy South (Mayor's Nominee)



CONTENTS

| | |
|---|-----------|
| Our mission and vision | 1 |
| Strategic goal areas | 2 |
| Welcome | 3 |
| Map | 4 |
| City profile | 5 |
| Mayor's message | 6 |
| Council Aldermen | 8 |
| General Manager's report | 10 |
| Organisational chart | 12 |
| Our services | 14 |
| 2020–21 highlights | 16 |
| A people city | 19 |
| A well-planned liveable city | 31 |
| A prosperous city | 39 |
| An environmentally responsible city | 43 |
| A creative and innovative city | 49 |
| Governance and leadership | 53 |
| Assets and resources | 57 |
| Financial management indicators | 62 |
| Financial statements | 65 |
| Notes to and forming part of the financial statements | 71 |
| Independent Auditor's Report | 103 |
| Appendices | 107 |



GENERAL MANAGER'S REPORT

The challenges of the past year have been both unexpected and rewarding. The continuous challenge of COVID-19 restrictions has meant council has had to adjust and adapt its operations, while at the same time the city has seen development growth and related economic activity at unprecedented levels.

Pandemic restrictions have impacted all aspects of our daily lives. For council, this meant many staff working from home for substantial periods or taking extra precautions while working in the community. We have had to adapt and change the way council meetings and other functions are undertaken in order to stay safe. We invested in new technology to assist us to meet these changes, providing a greater level of access to council and its activities while also improving the way some services are delivered.

Despite the pandemic, Clarence is experiencing growth that we haven't seen since the 1950s. Development application growth in the year to March 2021 outstripped all the other local government areas in greater Hobart. The follow-on effects to our economy have been significant, influencing property prices, the cost of building materials and many other commodities.

Growth has also occurred in other areas. The level of use of our parks, playgrounds and track infrastructure has increased dramatically. During the past year we have increased our focus on these areas, with significant

improvements including the Clarence Mountain Bike Park, Tangara Trail network and play park infrastructure. We will continue to plan for the future and ensure that our active and passive recreation assets grow with our city.

The ongoing COVID-19 situation naturally had an impact on council's budget, requiring a focus on the delivery of core and essential services as well as 'shovel ready' projects that would provide immediate economic stimulus.

To ensure we are adequately planning for our city's future, council undertook a record-breaking capital works program with a focus on providing vital infrastructure for our growing community.

Council's \$22.7 million capital works budget reflected both new infrastructure and the renewal of council's existing infrastructure and assets, with funds focused on roads, waste, stormwater and council-owned community facilities.

Over the course of the year, this push of capital works projects saw some exciting works happening across Clarence, including several upgrades to our increasingly popular Clarence Foreshore Trail and other walking tracks. Some of these works were able to be 'brought forward' due to State Government stimulus grants, which were greatly appreciated.

Alongside our capital works budget, this year council made two successful submissions under the Vulnerable Road Users Program and Safer Rural Roads Program, securing considerable funding toward the installation of a 'wombat' pedestrian crossing at Bellerive Primary School and toward shoulder widening and line marking at Back Tea Tree Road in Richmond.

This year also saw some great council initiatives and programs take shape, while some of our events were also able to return following the relaxing of COVID-19 restrictions.

Council's Homelessness in Clarence Action Plan continued to progress this financial year with the development of care packs and information support cards in partnership with The Lions Club of Clarence, homelessness empathy and awareness training for staff, and further collaboration with key service providers in the homelessness space.

As part of council's commitment as a World Health



■ Clarence City Council staff at a pop-up community session for the Lauderdale Canal Master Plan Consultation.



CONTENTS

| | |
|---|-----------|
| Our mission and vision | 1 |
| Strategic goal areas | 2 |
| Welcome | 3 |
| Map | 4 |
| City profile | 5 |
| Mayor's message | 6 |
| Council Aldermen | 8 |
| General Manager's report | 10 |
| Organisational chart | 12 |
| Our services | 14 |
| 2020–21 highlights | 16 |
| A people city | 19 |
| A well-planned liveable city | 31 |
| A prosperous city | 39 |
| An environmentally responsible city | 43 |
| A creative and innovative city | 49 |
| Governance and leadership | 53 |
| Assets and resources | 57 |
| Financial management indicators | 62 |
| Financial statements | 65 |
| Notes to and forming part of the financial statements | 71 |
| Independent Auditor's Report | 103 |
| Appendices | 107 |

Organisation Age Friendly City and in partnership with Dementia Australia, Wicking Dementia Research and Education Centre (UTAS), and the Tasmanian Health Service Health Promotion, council assisted with the establishment of two 'dementia friendly' cafés in Clarence.

It has been encouraging to see our community begin to bounce back from the varied effects of the COVID-19 pandemic this year, a trend I am sure will continue.

I extend my thanks to council staff who have continued to work diligently through another year of changes and adjustments, always striving for greater benefits for our Clarence community. Without the consistent effort of our staff, we would not be able to provide the support, services

and assets that the Clarence community deserves.

Finally, I would like to thank the Mayor and Aldermen for their continued support, guidance and decision making throughout the year.



Ian Nelson
GENERAL MANAGER



■ From left, Former Federal Labor Member for Franklin Alison Standen, local mountain bike rider John Laughlin, and Clarence City Council Deputy Mayor Alderman Heather Chong at the Clarence Mountain Bike Park 11th anniversary.



CONTENTS

| | |
|---|-----------|
| Our mission and vision | 1 |
| Strategic goal areas | 2 |
| Welcome | 3 |
| Map | 4 |
| City profile | 5 |
| Mayor’s message | 6 |
| Council Aldermen | 8 |
| General Manager’s report | 10 |
| Organisational chart | 12 |
| Our services | 14 |
| 2020–21 highlights | 16 |
| A people city | 19 |
| A well-planned liveable city | 31 |
| A prosperous city | 39 |
| An environmentally responsible city | 43 |
| A creative and innovative city | 49 |
| Governance and leadership | 53 |
| Assets and resources | 57 |
| Financial management indicators | 62 |
| Financial statements | 65 |
| Notes to and forming part of the financial statements | 71 |
| Independent Auditor’s Report | 103 |
| Appendices | 107 |


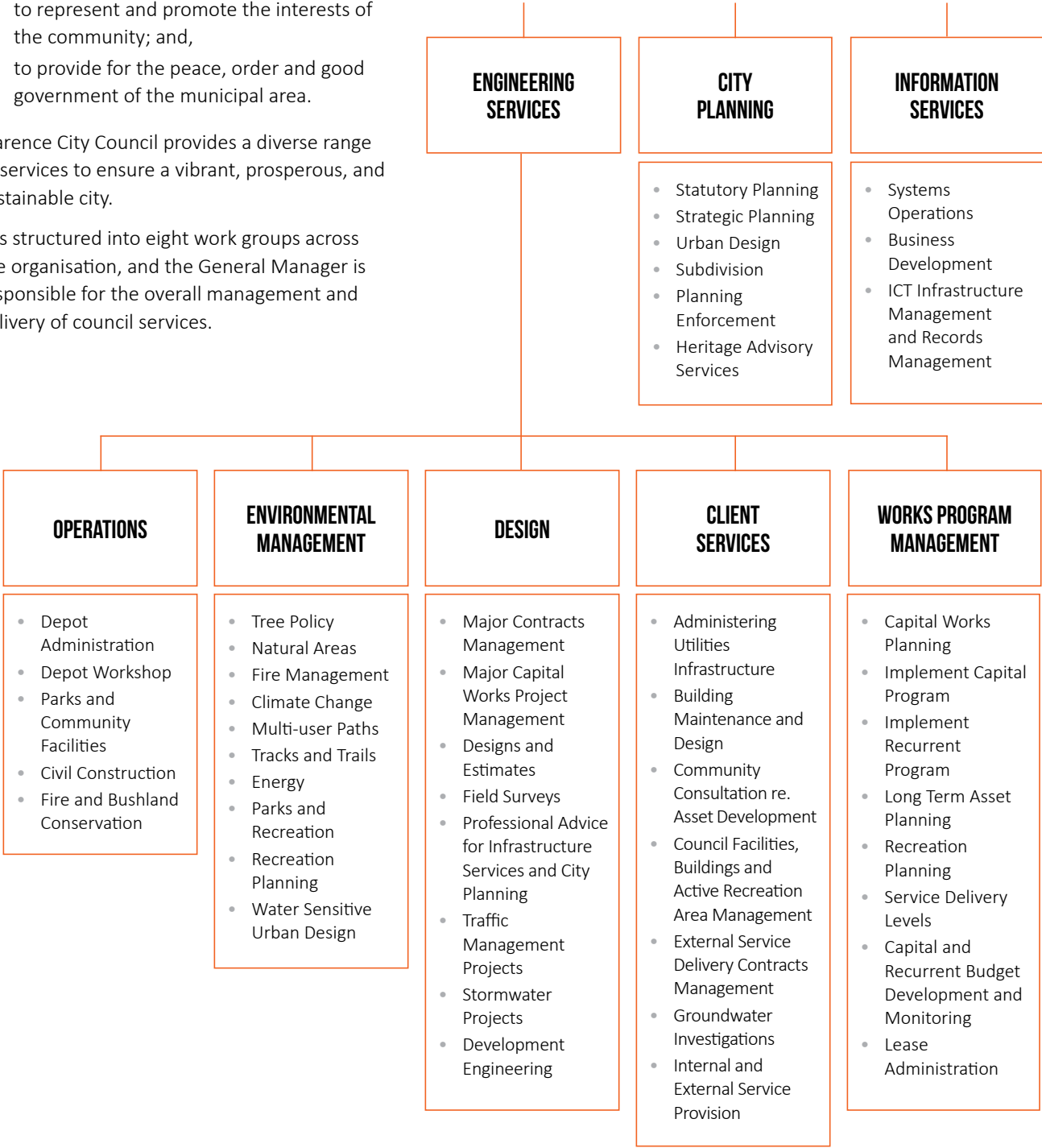
ORGANISATIONAL CHART

Section 20 of the *Local Government Act 1993* lists the following functions for council:

- to provide for the health, safety and welfare of the community;
- to represent and promote the interests of the community; and,
- to provide for the peace, order and good government of the municipal area.

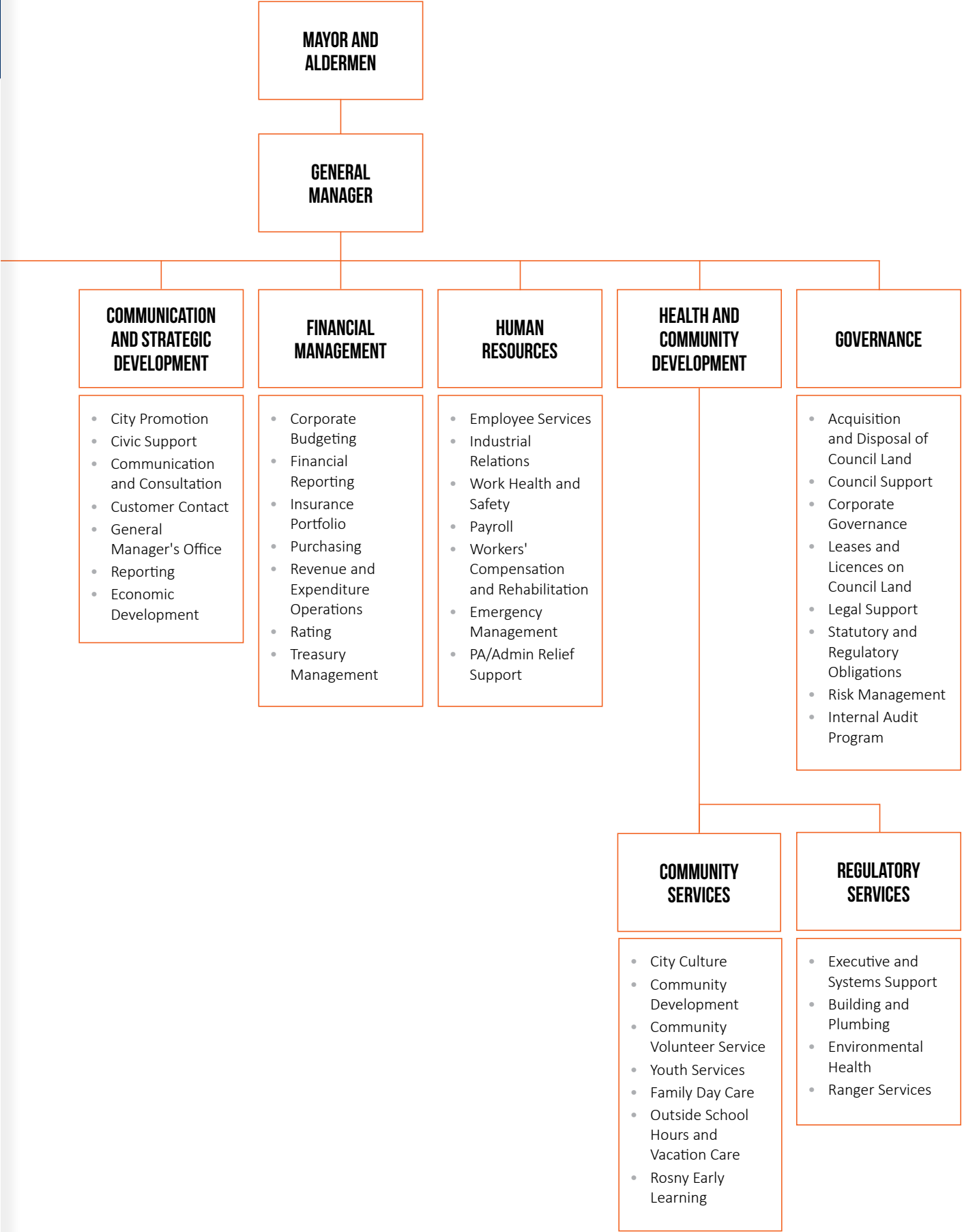
Clarence City Council provides a diverse range of services to ensure a vibrant, prosperous, and sustainable city.

It is structured into eight work groups across the organisation, and the General Manager is responsible for the overall management and delivery of council services.



CONTENTS

| | |
|---|-----------|
| Our mission and vision | 1 |
| Strategic goal areas | 2 |
| Welcome | 3 |
| Map | 4 |
| City profile | 5 |
| Mayor’s message | 6 |
| Council Aldermen | 8 |
| General Manager’s report | 10 |
| Organisational chart | 12 |
| Our services | 14 |
| 2020–21 highlights | 16 |
| A people city | 19 |
| A well-planned liveable city | 31 |
| A prosperous city | 39 |
| An environmentally responsible city | 43 |
| A creative and innovative city | 49 |
| Governance and leadership | 53 |
| Assets and resources | 57 |
| Financial management indicators | 62 |
| Financial statements | 65 |
| Notes to and forming part of the financial statements | 71 |
| Independent Auditor’s Report | 103 |
| Appendices | 107 |



CONTENTS

| | |
|---|-----------|
| Our mission and vision | 1 |
| Strategic goal areas | 2 |
| Welcome | 3 |
| Map | 4 |
| City profile | 5 |
| Mayor’s message | 6 |
| Council Aldermen | 8 |
| General Manager’s report | 10 |
| Organisational chart | 12 |
| Our services | 14 |
| 2020–21 highlights | 16 |
| A people city | 19 |
| A well-planned liveable city | 31 |
| A prosperous city | 39 |
| An environmentally responsible city | 43 |
| A creative and innovative city | 49 |
| Governance and leadership | 53 |
| Assets and resources | 57 |
| Financial management indicators | 62 |
| Financial statements | 65 |
| Notes to and forming part of the financial statements | 71 |
| Independent Auditor’s Report | 103 |
| Appendices | 107 |

OUR SERVICES

Clarence City Council provides a diverse range of services to ensure a vibrant, prosperous, and sustainable city.

For families

- Children’s services such as Rosny Early Learning, Family Day Care, Clarence Outside School Hours and Holiday Care
- Youth Services including recreation and education
- Immunisation programs

For business

- Economic development planning and projects
- Tourism projects
- Food and health business registrations, regulation, education, and training



Participants at Play Through the Ages.



From left Philip Sweetingham of the Cultural History Advisory Committee, Clarence City Council Deputy Mayor and Chair of the Clarence History Advisory Committee Alderman Heather Chong, Clarence City Council Mayor Alderman Doug Chipman and local historian John Sargent at the unveiling of the first historical ferry marker.




CONTENTS

| | |
|---|-----------|
| Our mission and vision | 1 |
| Strategic goal areas | 2 |
| Welcome | 3 |
| Map | 4 |
| City profile | 5 |
| Mayor’s message | 6 |
| Council Aldermen | 8 |
| General Manager’s report | 10 |
| Organisational chart | 12 |
| Our services | 14 |
| 2020–21 highlights | 16 |
| A people city | 19 |
| A well-planned liveable city | 31 |
| A prosperous city | 39 |
| An environmentally responsible city | 43 |
| A creative and innovative city | 49 |
| Governance and leadership | 53 |
| Assets and resources | 57 |
| Financial management indicators | 62 |
| Financial statements | 65 |
| Notes to and forming part of the financial statements | 71 |
| Independent Auditor’s Report | 103 |
| Appendices | 107 |

For the whole community

- Waste and recycling services, including kerbside collection services for waste, recycling, green waste, and hard waste
- City planning – permits, subdivisions, strategic planning, heritage advisory service
- Parks, playgrounds, sportsgrounds, and natural resources
- Road and footpath construction and maintenance
- Health and wellbeing initiatives for all ages and abilities
- Age-friendly programs and initiatives
- Access and inclusion programs and initiatives
- Dog registration
- Building and plumbing permits
- Arts events, culture, history, festivals and community events
- Stormwater
- Fire and bushland conservation
- Tracks and trails
- Publications – City of Clarence News (Rates publication), website
- Citizenship ceremonies
- Graffiti reduction and educational programs
- Community Volunteer Service
- Community transport
- Community halls and facilities management
- Customer contact for enquiries and requests
- Community grants program
- Multicultural and Indigenous initiatives
- Environmental and public health
- Local law enforcement (by-laws)



Clarence City Council depot crew undertaking work on the Bellerive Boardwalk.



CONTENTS

| | |
|---|-----------|
| Our mission and vision | 1 |
| Strategic goal areas | 2 |
| Welcome | 3 |
| Map | 4 |
| City profile | 5 |
| Mayor’s message | 6 |
| Council Aldermen | 8 |
| General Manager’s report | 10 |
| Organisational chart | 12 |
| Our services | 14 |
| 2020–21 highlights | 16 |
| A people city | 19 |
| A well-planned liveable city | 31 |
| A prosperous city | 39 |
| An environmentally responsible city | 43 |
| A creative and innovative city | 49 |
| Governance and leadership | 53 |
| Assets and resources | 57 |
| Financial management indicators | 62 |
| Financial statements | 65 |
| Notes to and forming part of the financial statements | 71 |
| Independent Auditor’s Report | 103 |
| Appendices | 107 |

2020–21 HIGHLIGHTS

A people city

This year, council provided \$55,010 in community recovery grants, \$45,790 in recovery action funding and \$3,240 in quick response grants.

The Clarence Community Volunteers provided \$1,631,000 worth of value to the community.

Council supported One Community Together to host ‘Changefest on the Road’ in Clarence Plains’.

A six-week series of ‘I Can!’ radio podcasts were presented with Hobart Community Radio 96.1FM featuring people with disability in conversation with services on relevant topics.

A well-planned liveable city

Many of council’s large-scale projects were completed including Cremorne Coastal Track, South Arm Skate Park, Mays Point to Cremorne Coastal Track improvements, additions to the Tangara Trail network including the Llanherne Track at Seven Mile Beach, and the Clarendon Vale Community Park pathway lighting.

Flood maps were released onto council’s website, which will help guide council’s decisions around planning for new developments, identifying potential mitigation options and ways to improve stormwater infrastructure and community safety.

Construction on the new Bellerive Pier continued. The Bellerive Pier is constructed where Cambridge Road meets Victoria Esplanade and extends 105 meters into the mouth of Kangaroo Bay. It features a 2.5-metre-wide walkway with seating, lighting and navigation beacon and will be open to the public for enjoyment of the bay and maritime views.



Joe Chivers and Morgan Kent recording for the I Can! Radio Podcast.

An environmentally responsible city

Council approved an action plan aimed at reducing the organisation’s energy use and greenhouse gas emissions. The resulting capital investments will see less energy being used and associated cost savings in five council buildings due to upgraded heating, lighting, shading, insulation, and solar systems.

The Coastal Hazards Policy was endorsed by council in January 2021. The policy will direct council’s decisions about managing public assets and assessing development applications where rising sea level increases potential hazards in the coastal zone.

Council continued to provide educational resources regarding recycling materials and conserving energy to schools and the community.

Council viewed and approved the City of Clarence Community Recovery Plan and provided support to community groups and schools for Clean Up Australia Day activities.

Clarence City Council Deputy Mayor Alderman Heather Chong and Natural Areas Volunteer Coordinator Ruth Osborne with Bellerive Primary School students at Bellerive Beach for Clean Up Australia Day.



CONTENTS

| | |
|---|-----------|
| Our mission and vision | 1 |
| Strategic goal areas | 2 |
| Welcome | 3 |
| Map | 4 |
| City profile | 5 |
| Mayor’s message | 6 |
| Council Aldermen | 8 |
| General Manager’s report | 10 |
| Organisational chart | 12 |
| Our services | 14 |
| 2020–21 highlights | 16 |
| A people city | 19 |
| A well-planned liveable city | 31 |
| A prosperous city | 39 |
| An environmentally responsible city | 43 |
| A creative and innovative city | 49 |
| Governance and leadership | 53 |
| Assets and resources | 57 |
| Financial management indicators | 62 |
| Financial statements | 65 |
| Notes to and forming part of the financial statements | 71 |
| Independent Auditor’s Report | 103 |
| Appendices | 107 |

A creative and innovative city

The 25th annual Clarence Jazz Festival, council’s premier event, was held in February 2021, within the requirements of COVID-19 restrictions. The festival was presented in a shorter format over five days at five venues and included 192 Tasmanian and a small handful of interstate musicians.

A partnership with Ten Days on the Island saw the presentation of a major project by internationally recognised, Emmy Award winning Australian artist Lynette Wallworth.

The Suburbs Project exhibition explored the themes of the suburban development of Clarence post-war until the present. It featured a mix of archival images from council’s records and the community, as well as work of five contemporary Tasmanian artists.

The first in a series of historical ferry markers was unveiled at Lindisfarne.

Dogs Day Out was council’s first public event held post COVID-19 lockdown. The event was held at Simmons Park to allow for a more dispersed format and attracted around 900 attendees.

A prosperous city

Council worked with Destination Southern Tasmania on the development of the Southern Tasmania Destination Management Plan.

Council commenced planning, in partnership with Richmond Village Fair Inc, for the 2023-24 Richmond Bicentenary celebrations and a creative director was appointed to lead the bicentenary planning.



Clarence City Council staff enjoying Dogs Day Out with a furry friend.



Lynette Wallworth, Awavena, 2019.

CONTENTS

| | |
|---|-----------|
| Our mission and vision | 1 |
| Strategic goal areas | 2 |
| Welcome | 3 |
| Map | 4 |
| City profile | 5 |
| Mayor’s message | 6 |
| Council Aldermen | 8 |
| General Manager’s report | 10 |
| Organisational chart | 12 |
| Our services | 14 |
| 2020–21 highlights | 16 |
| A people city | 19 |
| A well-planned liveable city | 31 |
| A prosperous city | 39 |
| An environmentally responsible city | 43 |
| A creative and innovative city | 49 |
| Governance and leadership | 53 |
| Assets and resources | 57 |
| Financial management indicators | 62 |
| Financial statements | 65 |
| Notes to and forming part of the financial statements | 71 |
| Independent Auditor’s Report | 103 |
| Appendices | 107 |



Clarence... a brighter place

HIGHLIGHTS




1,096 **development applications** lodged for assessment
(10.6 percent increase versus last year)

10,255 **tonnes** of kerbside general waste collected



4,139 **tonnes** of kerbside recycling waste collected



4,224 **tonnes** of kerbside green waste collected



2,454 **vaccinations** (non-COVID) administered through community clinics (30.8 percent increase versus last year)

GOVERNMENT ACKNOWLEDGEMENT

- Funding was secured through the State Government’s Local Communities Facilities Fund for the development of a senior’s outdoor exercise equipment demonstration site in Clarence.
- The Clarence Kayak Trail received funding as part of the Federal Government’s \$20 million Recreational Fishing and Camping Facilities Program.
- Council made two successful submissions under the Vulnerable Road Users Program and Safer Rural Roads Program, securing funding toward the installation of a ‘wombat’ pedestrian crossing at Bellerive Primary School and shoulder widening and line marking at Back Tea Tree Road in Richmond.



■ Artwork from Living Memories Workshop at Simmons Park, Lindisfarne.

CONTENTS

| | |
|---|-----------|
| Our mission and vision | 1 |
| Strategic goal areas | 2 |
| Welcome | 3 |
| Map | 4 |
| City profile | 5 |
| Mayor’s message | 6 |
| Council Aldermen | 8 |
| General Manager’s report | 10 |
| Organisational chart | 12 |
| Our services | 14 |
| 2020–21 highlights | 16 |
| A people city | 19 |
| A well-planned liveable city | 31 |
| A prosperous city | 39 |
| An environmentally responsible city | 43 |
| A creative and innovative city | 49 |
| Governance and leadership | 53 |
| Assets and resources | 57 |
| Financial management indicators | 62 |
| Financial statements | 65 |
| Notes to and forming part of the financial statements | 71 |
| Independent Auditor’s Report | 103 |
| Appendices | 107 |



Clarence... a brighter place

A PEOPLE CITY

GOAL: Clarence is a city which values diversity and encourages equity and inclusiveness, where people of all ages and abilities have the opportunity to improve their health and quality of life.



■ Clarence City Council Project Manager Adam Butler, Stella Treweek, Rosny Early Learning Director Fi Morley, Olivia Hancock, Adeline Grace, and Clarence City Council Mayor Alderman Doug Chipman at the Rosny Early Learning new playground opening.

CONTENTS

| | |
|---|-----------|
| Our mission and vision | 1 |
| Strategic goal areas | 2 |
| Welcome | 3 |
| Map | 4 |
| City profile | 5 |
| Mayor’s message | 6 |
| Council Aldermen | 8 |
| General Manager’s report | 10 |
| Organisational chart | 12 |
| Our services | 14 |
| 2020–21 highlights | 16 |
| A people city | 19 |
| A well-planned liveable city | 31 |
| A prosperous city | 39 |
| An environmentally responsible city | 43 |
| A creative and innovative city | 49 |
| Governance and leadership | 53 |
| Assets and resources | 57 |
| Financial management indicators | 62 |
| Financial statements | 65 |
| Notes to and forming part of the financial statements | 71 |
| Independent Auditor’s Report | 103 |
| Appendices | 107 |



HIGHLIGHTS

Provided \$55,916.56 in community recovery grants, \$45,790 in recovery action funding and \$3,240 in quick response grants.

The Clarence Community Volunteers provided 501 hours of list shopping, 2,340 hours of gardening, 2,825 hours of social support and 3,665 transport trips, delivering \$1,631,000 in value to the community.

‘Dementia-friendly’ cafes were established in Rosny Park and Richmond.

A six-week series of ‘I Can!’ radio podcasts were presented with Hobart Community Radio 96.1FM featuring people with disability in conversation with services on relevant topics.

Council supported One Community Together to host ‘Changefest on the Road in Clarence Plains’.

In partnership with council, the Salvation Army coordinated the Christmas Brunch event at Kangaroo Bay parklands.

CHILDREN’S SERVICES

Council provides a range of childcare options for families that include centre-based Rosny Early Learning, Family Day Care, Before and After School Care, and Holiday Care. These services are approved under the Education and Care Services National Law and meet the operational requirements of the National Regulations and Quality Standards. The services provide licenced and accredited high-quality childcare for families in Clarence.

Rosny Early Learning

This year has been one of positive changes at Rosny Early Learning. The year recorded excellent attendance with 86 children from 74 families enrolled at Rosny Early Learning. While new COVID considerations impacted many areas of the service, the high attendance highlighted the flexibility and strength of everyone involved at the service. Rosny Early Learning continued to host students from TasTAFE, Australian Employment and Training Solutions (AETS), University of Tasmania, and Victoria University.

Major renovation and improvements were undertaken to the service’s outdoor areas, a project that took approximately five months to complete. Children were a big part of this process from the initial ideas and design to watching the work happen and recreating it in their play. The new garden was officially opened by the Mayor in March 2021.

Physical improvements indoors included removing some partition walls and recarpeting rooms. As a result of the renovations, children have more space and flexibility in the room and educators can more effectively supervise the space.

Family Day Care

Educators resumed their normal working hours following the COVID closures. Throughout the year, educators continued to have minimal vacancies and there were waiting lists for casual care in most areas.

The majority of educators moved to using the Harmony online software system, providing them access to the programming module. This enabled parents to access the educators programming and planning via the parent portal. All policies were reviewed this year and a new review date set for 2023.

CONTENTS

| | |
|---|-----------|
| Our mission and vision | 1 |
| Strategic goal areas | 2 |
| Welcome | 3 |
| Map | 4 |
| City profile | 5 |
| Mayor’s message | 6 |
| Council Aldermen | 8 |
| General Manager’s report | 10 |
| Organisational chart | 12 |
| Our services | 14 |
| 2020–21 highlights | 16 |
| A people city | 19 |
| A well-planned liveable city | 31 |
| A prosperous city | 39 |
| An environmentally responsible city | 43 |
| A creative and innovative city | 49 |
| Governance and leadership | 53 |
| Assets and resources | 57 |
| Financial management indicators | 62 |
| Financial statements | 65 |
| Notes to and forming part of the financial statements | 71 |
| Independent Auditor’s Report | 103 |
| Appendices | 107 |

Clarence Outside School Hours and Holiday Care

The Before and After School Care service received the Commonwealth Government’s transition payment for childcare until it finished on 27 September 2020. The Tasmanian Department of Education waived all lease payments for their sites until the end of December 2020.

Attendances at after school care services increased steadily since students returned to the classroom following the COVID-19 shutdown, and COVID-19 risk management plans were introduced for all services.


From the start of the 2021 school year, numbers at all services were higher than the previous year, with waiting lists for some services.

Approval was received from the Education and Care Unit for Alma Street to provide after school care service for Bellerive Primary School students. Before the service can commence, approval is pending for the child-care subsidy from the Commonwealth.

Numbers at both holiday programs steadily increased for each school holiday period and have returned to pre-COVID levels. Excursions recommenced in the second quarter with additional COVID-19 safety measures in place. Other activities included collaborative craft projects with the use of recycled materials.



■ Jayden Bhandari enjoying new play equipment at Rosny Early Learning.



CONTENTS

| | |
|---|-----------|
| Our mission and vision | 1 |
| Strategic goal areas | 2 |
| Welcome | 3 |
| Map | 4 |
| City profile | 5 |
| Mayor’s message | 6 |
| Council Aldermen | 8 |
| General Manager’s report | 10 |
| Organisational chart | 12 |
| Our services | 14 |
| 2020–21 highlights | 16 |
| A people city | 19 |
| A well-planned liveable city | 31 |
| A prosperous city | 39 |
| An environmentally responsible city | 43 |
| A creative and innovative city | 49 |
| Governance and leadership | 53 |
| Assets and resources | 57 |
| Financial management indicators | 62 |
| Financial statements | 65 |
| Notes to and forming part of the financial statements | 71 |
| Independent Auditor’s Report | 103 |
| Appendices | 107 |

YOUTH SERVICES

Council provides a range of programs and activities for young people, from centre-based to outreach and partnership programs across the city. Youth Services is also maintaining and developing increased networks and partnerships with organisations to further assist and support young people in Clarence.

COVID-19 continued to present restrictions and barriers, however new and existing programs were revised to provide continued support, promote engagement, and meet the interests of young people.

Policies and procedures associated with Youth Services continued to be drafted, reviewed, and developed to ensure an unparalleled duty of care. Professional development was undertaken by staff, including training for safeguarding children, mental health first aid and how to administer first aid.

Recreation programs

Weekly recreational programs continued with sporting options and activities, including cartoon workshops with a contracted cartoonist. Youth Services is primarily based in the Rokeby area, however the service is strengthening its outreach presence in areas such as South Arm, Risdon Vale and Warrane. The purchase of the Mobile Activity Centre (MAC) during the year, which is an outfitted trailer full of activities, sporting equipment and a mobile BBQ, has enhanced and complimented Youth Services’ presence throughout Clarence.

School holiday program

School holiday programs were held throughout the year and provided a variety of activities for young people. While some COVID-19 restrictions continued, it didn’t affect the development and creativity of the program.

Learning programs

Youth Services re-evaluated the existing learning programs and re-connected with the Migrant Resource Centre (MRC). This relationship will ensure a consistent approach with any recreational or homework program re-established for the Warrane area.

Youth Services revised the Learner License Assistance Program (LLAP), continuing with the previous written format of the L1s test. The revision included the ability to

provide L1s for pre-learner motorcycle course, rigid heavy vehicle, and combination heavy vehicle. These revisions are aimed at supporting the community, and especially young people, with their employment aspirations.

Workshop programs

The Workshop Program continued to implement an induction pack and process for schools. Clarence High School returned, and Bayview Secondary College commenced, with the program this year.

From the beginning of the 2021 school year, Youth Services implemented school-based assessment reporting with Clarence High School. This ensures that students referred by the school receive credit for the process of learning through the workshop program.

Bike program

The bike program returned this year with new implemented structures to encourage participation. Attendance was fragmented because of COVID-19 restrictions, but the passion for the bike program remained, with young people requesting the program scope be widened to incorporate scooters.

Graffiti Reduction Program

This program is designed to offer early intervention strategies to primary and high school students. Two free spray workshops were completed, as well as one mural with Clarence High School.

Youth Assist

Youth Assist continued to provide a free and confidential health and general referral service for young people aged 12 – 24 years on Tuesdays and Wednesdays, with no appointment necessary. The service is based at the Clarence Integrated Care Centre in Rosny Park. Youth Services commenced utilising space at Rosny College to meet with students who are not able to leave campus, or who are not comfortable presenting at a medical facility.

Youth Network Advisory Group (YNAG)

The Youth Network Advisory Group (YNAG) is a group of young people aged 12- 24 years who live, work or study in the Clarence region. YNAG members provide a stronger voice for young people in their effort to influence both state and local governments. YNAG is now represented on both the Youth Network of Tasmania Board of Governance and the Premier’s Youth Advisory Council.



CONTENTS

| | |
|---|-----------|
| Our mission and vision | 1 |
| Strategic goal areas | 2 |
| Welcome | 3 |
| Map | 4 |
| City profile | 5 |
| Mayor’s message | 6 |
| Council Aldermen | 8 |
| General Manager’s report | 10 |
| Organisational chart | 12 |
| Our services | 14 |
| 2020–21 highlights | 16 |
| A people city | 19 |
| A well-planned liveable city | 31 |
| A prosperous city | 39 |
| An environmentally responsible city | 43 |
| A creative and innovative city | 49 |
| Governance and leadership | 53 |
| Assets and resources | 57 |
| Financial management indicators | 62 |
| Financial statements | 65 |
| Notes to and forming part of the financial statements | 71 |
| Independent Auditor’s Report | 103 |
| Appendices | 107 |

During the year YNAG maintained and pursued several initiatives including:

- Investigating supports around youth mental health and personal safety (also incorporating physical/sexual abuse).
- Reinforcing the partnership with the Skate Park League (SPL) and YMCA, as well as supporting skate park competitions and clinics held at the South Arm and Kangaroo Bay skate parks.
- Providing information about YNAG, recruiting members, and offering a chill-out zone during various events.
- Supporting Youth Week activities, including partnering with the Clarence High School prefect group on Youth Week Event (Youth Day) activities at the school.

Youth Advisory Committee

This committee enables young people to have a voice and become more connected, engaged, and active within the city. The committee continued to meet quarterly and was successful in its request for extra funding to revise a small part of the Kangaroo Bay Skate Park to reduce the negative behaviours associated with the skate park; and to purchase the MAC trailer to support Youth Services.

The committee continued to gather information and statistics of youth homelessness, or those at risk of homelessness through its work with stakeholders, community partners, and young people in the areas of homelessness and mental health. Support was also provided to the initiative to develop homelessness packs for distribution.

COMMUNITY GRANTS

Council provided a total of \$3,240 in quick response grants to 20 applicants. These grants were for small activities, projects, or to represent the state in sport or academia.

Community Support Grant and Partnership Grant funds were redirected towards Community Recovery Grants for 2020-21. This was aimed at facilitating activities that contributed to social recovery and to build resilience across the Clarence community; and supporting not-for-profit and community organisations recover their activities and operations. Eighteen applicants received a total of \$55,916.59 in funding for the Community Recovery Grants. Funding was used for several community projects related to health and wellbeing, art, performances, sport, and recreational programs.

Recovery action funding was allocated to proposals that delivered inclusive, accessible activities that contributed to the safety, welfare, health, wellbeing, and productivity of the community. Ten proposals were approved for funding to contribute to social recovery projects in the community including Neighbourhood Centres, Rural Alive and Well, Child Health Association and the Clarendon Vale Primary School Association.



Families Tasmania Southern Regional Coordinator
Lisa Rushton with children at Play Through the Ages.



CONTENTS

| | |
|---|-----------|
| Our mission and vision | 1 |
| Strategic goal areas | 2 |
| Welcome | 3 |
| Map | 4 |
| City profile | 5 |
| Mayor’s message | 6 |
| Council Aldermen | 8 |
| General Manager’s report | 10 |
| Organisational chart | 12 |
| Our services | 14 |
| 2020–21 highlights | 16 |
| A people city | 19 |
| A well-planned liveable city | 31 |
| A prosperous city | 39 |
| An environmentally responsible city | 43 |
| A creative and innovative city | 49 |
| Governance and leadership | 53 |
| Assets and resources | 57 |
| Financial management indicators | 62 |
| Financial statements | 65 |
| Notes to and forming part of the financial statements | 71 |
| Independent Auditor’s Report | 103 |
| Appendices | 107 |

HEALTH AND WELLBEING PROGRAM

Review of the Health and Wellbeing Plan

The draft Health and Wellbeing Strategy was finalised and presented to council in preparation for public exhibition.

Fitness in the Park

The Fitness in the Park program continued throughout the year with all sessions being held at Bellerive Beach Park. The sessions continued to be well attended and feedback was positive.

Clarence Christmas Brunch

The Clarence Christmas Brunch was held as an outdoor event at Kangaroo Bay Parklands due to COVID-19 number restrictions in indoor venues. The event was attended by a broad and diverse range of people, including locals and visitors. Children’s gifts were delivered by Santa thanks to Hobart’s Trikemia, and musical entertainment provided by Frank Barta.

The Salvation Army coordinated the event in partnership with council, and a large team of volunteers supported the event. Local politicians and businesses also provided support through donations. Hobart Airport provided a chef and support team as part of the volunteer crew. Leftover food was donated to Hobart’s Safe Night Space.

My Wellbeing Kit

An evaluation of the My Wellbeing Kit was undertaken, and a report finalised for publication on the website. Copies of the My Wellbeing Kit continue to be distributed by request. The working group reconvened to review the kit and to consider the creation of additional products alongside the kit as per recommendations in the evaluation.

Walkable Futures Clarence

The Walkable Futures Clarence project saw a walkability study undertaken in Lindisfarne and Rokeby with the assistance of a State Government grant. The project was completed, and a report provided to the Department of Health.

Help to Health

The Help to Health program aims to increase community awareness and access to health services and it continued this year in a pared-back format due to COVID-19 restrictions. Some program initiatives continued with the support of a Project Officer. Some initiatives such as The Right Place and It’s Ok to Ask were unable to be supported.

The Anticipatory Care Research Project concluded at the end of 2020 and the report was presented to the community.

Clarence Talks, which are free monthly health and wellbeing information sessions, were delivered as a mix of online and in-person presentations. Twelve presentations were delivered to the community during the year.

Help to Health Friends met online and in person four times throughout the year. They helped shape the Clarence Talks and provided valuable input regarding challenges in using the health system.


As part of the Clarence Services Online Forum, a private Facebook Group was set up to help the community and health services connect with each other. The Help to Health newsletter continued to be distributed monthly.

Live Clarence

Activities this year included the bi-monthly production and distribution of the ‘Live Clarence’ e-news, which saw subscriptions increase; utilisation of the Live Clarence Facebook page to promote important messages on healthy living, online safety, mental health, crisis support, crime reporting, vaccinations, reconciliation; and continued updates to the Live Clarence website.

Living Well in Clarence

In response to COVID safety measures, this annual event evolved into a series of workshops hosted at Rosny Library in November, which were well attended.



CONTENTS

| | |
|---|-----------|
| Our mission and vision | 1 |
| Strategic goal areas | 2 |
| Welcome | 3 |
| Map | 4 |
| City profile | 5 |
| Mayor’s message | 6 |
| Council Aldermen | 8 |
| General Manager’s report | 10 |
| Organisational chart | 12 |
| Our services | 14 |
| 2020–21 highlights | 16 |
| A people city | 19 |
| A well-planned liveable city | 31 |
| A prosperous city | 39 |
| An environmentally responsible city | 43 |
| A creative and innovative city | 49 |
| Governance and leadership | 53 |
| Assets and resources | 57 |
| Financial management indicators | 62 |
| Financial statements | 65 |
| Notes to and forming part of the financial statements | 71 |
| Independent Auditor’s Report | 103 |
| Appendices | 107 |

Multicultural and First Nation activities

Inter-council collaboration

Council staff attended regular Networking for Harmony meetings with staff from Hobart City Council, Glenorchy City Council and representatives of Multicultural Council of Tasmania, Migrant Resource Centre, Tasmanian Refugee Legal Service, Catholic Care, State Government, and the community. Staff started working with the Greater Hobart Councils and the Equal Opportunities Commissioner on the co-development of an anti-racism campaign.

Community safety

Collective Impact in Clarence Plains – One Community Together (OCT)

Council continued to partner with OCT to address safety issues in Clarence Plains and support the delivery of programs and events throughout the year. This included ChangeFest on the Road in Clarence Plains, the Clarence Plains Art Project, ‘Shaping the Plains’ storytelling project, Tucker Garden planting at the Clarendon Vale Community Park, and Legends of the Plains.

Graffiti Management Strategy

Volunteer graffiti removal activities recommenced this year and a simplified set of guidelines for mural projects was developed. Additional traffic signal boxes with high rates of tagging were identified for vinyl wrapping to prevent graffiti.

Council made a successful submission to Arts Tasmania for a community engagement project. The project will be undertaken in partnership with Vibrance and planning for an event will begin.

A review began on the internal processes that track and log graffiti data. Council is working with its IT team to develop a more streamlined internal process which will help guide activities. The proposed changes will ensure that data is captured in one place and will more accurately track hotspots and potential Art Project locations.

Trail bikes and hooning

The Trail Bike Working Group continued to work under the four strategic themes of education, diversion, enforcement and environment. Meetings were held throughout the year and safe riding and how to report illegal riding messages were promoted in local print media and social media.

Homelessness

The Homelessness in Clarence Action Plan progressed in all areas. Activities included staff training, relationship building with key service organisations, the creation of information cards and care packs, and internal consultation with council staff on establishing procedures and processes within the organisation.

Community recovery

In response to the COVID-19 pandemic, a standardised Draft Recovery Plan was developed for councils across the State to adopt to ensure thorough processes are followed and to assist with cross-council collaboration. The Emergency Management and Recovery Coordinators audited potential recovery/evacuation centres to review their requirements if they are needed in an emergency.

Family violence

Council facilitated the delivery of DV-Alert training by Lifeline Tasmania in Clarence during August and September for members of the community and council staff. Council was also involved in a partnership project to review and update the family violence ‘z-card’ for southern Tasmania; and worked with Greater Hobart councils and ‘OurWATCH’ to develop a campaign to mark the International Day for the Prevention of Violence Against Women.

Safety awareness

As the COVID-19 pandemic developed, staff utilised the Live Clarence webpage to ensure information about online safety, safety at home, and support services for those with family violence, mental health concerns or substance abuse was readily available.

Stop Sneak Theft

Funds from the National Motor Vehicle Theft Reduction Council were secured for its annual Car Safe campaign ‘Stop Sneak Theft’. Campaign messages were promoted throughout November and December.



CONTENTS

| | |
|---|-----------|
| Our mission and vision | 1 |
| Strategic goal areas | 2 |
| Welcome | 3 |
| Map | 4 |
| City profile | 5 |
| Mayor’s message | 6 |
| Council Aldermen | 8 |
| General Manager’s report | 10 |
| Organisational chart | 12 |
| Our services | 14 |
| 2020–21 highlights | 16 |
| A people city | 19 |
| A well-planned liveable city | 31 |
| A prosperous city | 39 |
| An environmentally responsible city | 43 |
| A creative and innovative city | 49 |
| Governance and leadership | 53 |
| Assets and resources | 57 |
| Financial management indicators | 62 |
| Financial statements | 65 |
| Notes to and forming part of the financial statements | 71 |
| Independent Auditor’s Report | 103 |
| Appendices | 107 |

AGEING, ACCESS AND INCLUSION (AAI) PROGRAM

Access and Inclusion Plan

Disability Access Advisory Committee (DAAC)

The eight community members and key council staff representatives of council’s DAAC met six times during the year, supporting the implementation of projects, programs, and events associated with council’s Access and Inclusion Plan.

Access and Inclusion Plan 2021-2025

The DAAC continued to assist council in the development of a draft Access and Inclusion Plan.

Universal Design Assessment Toolkit

An evaluation of council’s Access and Inclusion Universal Design Assessment Toolkit was completed with more than 100 people and organisations contributing to the review. Feedback indicated a high level of support and usage for the practical and innovative resource.

I Can! radio podcasts

The I Can! radio podcasts are an initiative of the Clarence Access Network (CAN) Forum of service providers, facilitated by council, and were developed in partnership with Hobart Community Radio 96.1FM. The series featured people with disability in conversation with services on topics that are useful and relevant to them. The series ran from November to December as a weekly 20-minute program.

International Day of People with Disability (IDPwD)

IDPwD celebrations were held in Clarence on 3 December. In conjunction with the I Can! Radio Podcast series, the Disability Access Advisory Committee supported a celebration event at the Howrah Community Centre. Hobart Community Radio broadcasted live from the centre and featured the podcast of Disability Voices Tasmania in conversation with people with disability about what IDPwD meant to them.

Planning Inclusive Communities Project

Council continued its partnership with Gympie Regional Council in Queensland on this research project, which is being conducted by the Queensland University of Technology. The three-year project aims to work with local community members to gain a better understanding of how council can better plan communities to be more inclusive for people with disabilities and chronic illness of all ages in regional areas. A series of community chats is being organised across the city as the first stage of data collection.

Coastal Foreshore Access Strategy

Council commenced work on a comprehensive plan to guide the development of a strategy, to map out a practical approach to allow for equitable access to coastal, foreshore, and beach areas across the city.

Volunteer Recognition Ceremony

Council delivered a Volunteer Recognition Ceremony on 18 May, acknowledging the contributions volunteers make in Clarence.

Age Friendly Clarence Plan


Clarence Positive Ageing Advisory Committee (CPAAC)

The 12 community members and key service organisation representatives of council’s CPAAC met six times during the year. These volunteers help support the implementation of projects, programs, and events associated with council’s Age Friendly Clarence Plan. CPAAC also assisted in developing an Ageism Discussion Paper for council, which is based on the World Health Organisation’s Global Report on Ageism.

Our Shared Space (OSS) program

OSS is a partnership program between council’s Clarence Positive Ageing Advisory Committee and Youth Network Advisory Group, focusing on intergenerational connections and tackling ageism. The team continued to explore and collaborate on activities that break down ageist attitudes and barriers and create improved social connections.

As part of the More Stories from Our Shared Space Project, the Hobart Playback Theatre Company delivered the third of six performances in Clarence. This was done in partnership with Emmanuel Christian School students and key organisations in the Clarence Plains area.



CONTENTS

| | |
|---|-----------|
| Our mission and vision | 1 |
| Strategic goal areas | 2 |
| Welcome | 3 |
| Map | 4 |
| City profile | 5 |
| Mayor’s message | 6 |
| Council Aldermen | 8 |
| General Manager’s report | 10 |
| Organisational chart | 12 |
| Our services | 14 |
| 2020–21 highlights | 16 |
| A people city | 19 |
| A well-planned liveable city | 31 |
| A prosperous city | 39 |
| An environmentally responsible city | 43 |
| A creative and innovative city | 49 |
| Governance and leadership | 53 |
| Assets and resources | 57 |
| Financial management indicators | 62 |
| Financial statements | 65 |
| Notes to and forming part of the financial statements | 71 |
| Independent Auditor’s Report | 103 |
| Appendices | 107 |

The Play Through the Ages program delivered two sessions in partnership with Families Tasmania and council’s Children’s Services. This program, which aims to foster intergenerational connections, saw older adults and young children attend playgroup through council’s Family Day Care Scheme.

GLAM’D project – generations linking and making a difference

Council was successful in securing funding from the State Government of \$8,600 toward this intergenerational art project. It aims to work with interested local community members in Clarence who identify as LGBTQ+ to co-design and deliver the project, which raises awareness and creates greater understanding of the issues and needs of this community.

Be Connected program

Council established the Be Connected Program following a successful funding application that allowed for the purchase of seven mini iPads as part of a Digital Device Lending Service for older adults. The Be Connected program supports digital literacy for older people, enabling the loan of a device to learn new skills. Council’s Community Volunteer Service develop regular education programs and support small groups to learn basic skills. Three programs were conducted this year in partnership with Rosny Library and the Warrane Neighbourhood Centre.



■ Clockwise from back left, Robin Johnson, Enid McBain, Jacqui Brown (Rosny Library), Allyson Byrne (Clarence City Council), Marguerite Murray, Chris Spratt and Geraldine Wells at Be Connected.

Warrane Community Garden

Council continued to support the community garden in Warrane, facilitated by the Warrane Mornington Neighbourhood Centre. An Intergenerational Mosaic Project was held in the garden in partnership with Council of the Ageing (COTA) Tasmania.

Dementia Cafés Clarence

Local residents and their family/carers with younger onset dementia (under 65 years old) met with council to discuss ideas for establishing a series of ‘dementia friendly’ cafes in Clarence. Dementia Australia supported this process together with the Wicking Education and Resource Centre/UTAS, and the Tasmania Health Service, 2Health Promotion. Moto Vecchia in Rosny Park launched in Clarence, followed by Czeg’s Café in Richmond. Both businesses underwent Dementia Friendly Training to support patrons to access their businesses and feel included.



■ Dementia Friendly Café Moto Vecchia staff Mel Robinson, left, and Megan Lane.



■ Be Connected participants learning about technology.



CONTENTS

| | |
|---|-----------|
| Our mission and vision | 1 |
| Strategic goal areas | 2 |
| Welcome | 3 |
| Map | 4 |
| City profile | 5 |
| Mayor’s message | 6 |
| Council Aldermen | 8 |
| General Manager’s report | 10 |
| Organisational chart | 12 |
| Our services | 14 |
| 2020–21 highlights | 16 |
| A people city | 19 |
| A well-planned liveable city | 31 |
| A prosperous city | 39 |
| An environmentally responsible city | 43 |
| A creative and innovative city | 49 |
| Governance and leadership | 53 |
| Assets and resources | 57 |
| Financial management indicators | 62 |
| Financial statements | 65 |
| Notes to and forming part of the financial statements | 71 |
| Independent Auditor’s Report | 103 |
| Appendices | 107 |

Safeguarding Volunteering in Tasmania Project

Council, together with the Huon Valley and Devonport City councils, were selected to participate in this project which is being run by Volunteering Tasmania. The project aims to provide a comprehensive understanding of volunteering in Tasmania to help safeguard and meet future needs over the next 10 years and beyond. A Volunteer Sustainability Strategy is being developed with the support of a Clarence Local Volunteer Network Group. During COVID-19, council worked with several local volunteers and volunteer managers to develop a series of short films as a promotional resource.

Residential Aged Care Project

Council was approached by Dr Max Travers from the University of Tasmania to support research in Tasmania, New South Wales, and Queensland on why people choose retirement villages to live in, how they are integrated into the community, the mix options available, and how regulation and policy might better enable options for older people. This project received funding from the Australian Housing and Urban Research Institute (AHURI) National Housing Research Program and is in collaboration with the University of New South Wales and Queensland consultants. The project will report back to council on the findings.

Aged Care Workforce Ageism Project

In partnership with Dr Peta Cook from the University of Tasmania, this project aims to engage with as many of the five residential aged care facilities in Clarence as possible. It will examine the opportunities, challenges, and difficulties that people working in residential aged care facilities have faced during COVID-19 and generate indicators for improved practices on how to support the aged care workforce. The project will report back to council on the findings.

Live Well Live Long Program

During the COVID-19 lockdown, the program transitioned to a radio podcast called Stay Well, Stay Strong. The modified program was delivered in partnership with Community Radio Hobart FM 96.1. The face-to-face program re-commenced when restrictions eased. The program has been taken up across Tasmania in Glenorchy, Launceston, Westbury, West Tamar, Kingborough, Tasman, Glamorgan Spring Bay, Huon and Central Highlands. All councils acknowledge the origin of the program back to Clarence City Council in their promotional material.



■ Members of the Clarence Local Volunteer Network Group.



■ Clarence City Council Mayor Alderman Doug Chipman and Clarence City Council Deputy Mayor Alderman Heather Chong with local youth and Clarence City Council staff at the launch of the ‘MAC’ trailer.



CONTENTS

| | |
|---|-----------|
| Our mission and vision | 1 |
| Strategic goal areas | 2 |
| Welcome | 3 |
| Map | 4 |
| City profile | 5 |
| Mayor’s message | 6 |
| Council Aldermen | 8 |
| General Manager’s report | 10 |
| Organisational chart | 12 |
| Our services | 14 |
| 2020–21 highlights | 16 |
| A people city | 19 |
| A well-planned liveable city | 31 |
| A prosperous city | 39 |
| An environmentally responsible city | 43 |
| A creative and innovative city | 49 |
| Governance and leadership | 53 |
| Assets and resources | 57 |
| Financial management indicators | 62 |
| Financial statements | 65 |
| Notes to and forming part of the financial statements | 71 |
| Independent Auditor’s Report | 103 |
| Appendices | 107 |



Get Going Guide

The hard copy information resource was launched and distributed across the city. A reply-paid feedback postcard was included in each guide as one method for people to provide feedback on the need and usefulness of the resource.

Seniors Week

Council partnered with Christian Homes Tasmania Roches Beach Living to hold a walk in Lauderdale for Seniors Week in October. This was followed with a lunch at the Roches Beach Living Community Centre.

Food Connections Clarence (FCC) program

As a result of the COVID-19 pandemic, all social eating programs and planned chat and chews with Clarence High School ceased. Neighbourhood and community centres across the city quickly mobilised to deliver food packages to their local communities and resumed their social eating programs with limited numbers when restrictions eased.

During Harmony Week, a Multicultural Feast was held at Clarence High School in partnership with the Migrant Resource Centre Tasmania.

aWake Before Death Project

Council is a key partner in this project, which is led by the Warrane Mornington Neighbourhood Centre. A partnership group supporting end of life care awareness reproduced the original project postcards from 2015 in a larger format to include contact information on grief and loss. This supported a key strategy of council’s COVID-19 Social Recovery Plan. The new postcards were re-launched in November at the Warrane Mornington Neighbourhood Centre. The cost of the postcard reproduction and re-launch was met using prize money awarded to council from winning the Local Government Association Tasmania (LGAT) Award for Excellence for this project.



■ Clarence City Council Alderman Sharyn von Bertouch with participants of the ‘More Stories from Our Shared Space’ performance at Emmanuel Christian School.

CONTENTS

| | |
|---|-----------|
| Our mission and vision | 1 |
| Strategic goal areas | 2 |
| Welcome | 3 |
| Map | 4 |
| City profile | 5 |
| Mayor’s message | 6 |
| Council Aldermen | 8 |
| General Manager’s report | 10 |
| Organisational chart | 12 |
| Our services | 14 |
| 2020–21 highlights | 16 |
| A people city | 19 |
| A well-planned liveable city | 31 |
| A prosperous city | 39 |
| An environmentally responsible city | 43 |
| A creative and innovative city | 49 |
| Governance and leadership | 53 |
| Assets and resources | 57 |
| Financial management indicators | 62 |
| Financial statements | 65 |
| Notes to and forming part of the financial statements | 71 |
| Independent Auditor’s Report | 103 |
| Appendices | 107 |

Clarence Community Volunteer Service (CCVS)

The Clarence Community Volunteer Service provides volunteer-based services to older adults and people living within the community with a disability. The service aims to assist residents to stay within their own homes and connect with the local community through the provision of transport, shopping assistance, gardening, and social support.

During the year, the volunteer service had an influx of new volunteers and consumers which led to a significant increase in the services provided to the community. Services saw an increase compared to the previous year, ranging from 22 percent to 118 percent.

Over the past year, the CCVS began helping with cancer patient transport, with an average of four

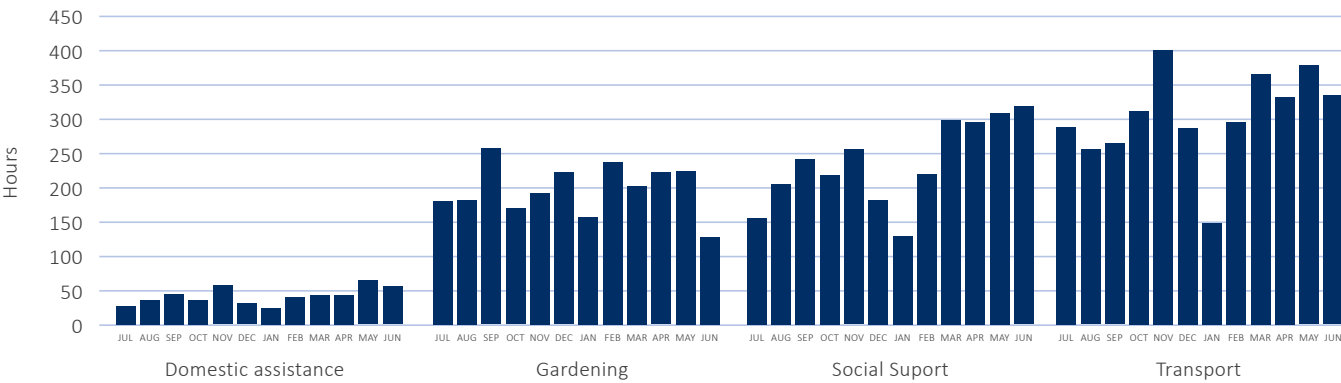
residents accessing this service each month. The service supplemented other providers who were unable to assist residents either due to their location or the provider having no capacity at the time transport was required.

The increase in new volunteers saw a diversity of ages and cultural backgrounds being represented. Having a pool of volunteers of different ages and who speak a variety of languages allowed the CCVS program to link residents with volunteers who speak the same language. Key benefits of this included increased integration into the community, and mutual social inclusion and connectedness.

Throughout the year, CCVS service volunteers provided 501 hours of list shopping; 2,340 hours of gardening; 2,825 hours of social support; and 3,665 trips.

The total value of these services to the community during 2020-21 was \$1,631,000.

CCVS trends month to month July 2020 to June 2021



CCVS volunteers, from left, Damien Miller, Paul Wales and Joyce Grahame.



CONTENTS

| | |
|---|-----------|
| Our mission and vision | 1 |
| Strategic goal areas | 2 |
| Welcome | 3 |
| Map | 4 |
| City profile | 5 |
| Mayor’s message | 6 |
| Council Aldermen | 8 |
| General Manager’s report | 10 |
| Organisational chart | 12 |
| Our services | 14 |
| 2020–21 highlights | 16 |
| A people city | 19 |
| A well-planned liveable city | 31 |
| A prosperous city | 39 |
| An environmentally responsible city | 43 |
| A creative and innovative city | 49 |
| Governance and leadership | 53 |
| Assets and resources | 57 |
| Financial management indicators | 62 |
| Financial statements | 65 |
| Notes to and forming part of the financial statements | 71 |
| Independent Auditor’s Report | 103 |
| Appendices | 107 |



A WELL-PLANNED LIVEABLE CITY

GOAL: Clarence will be a well-planned liveable city with services and supporting infrastructure to meet current and future needs.



■ Opening of the Risdon Vale Pavilion.

CONTENTS

| | |
|---|-----------|
| Our mission and vision | 1 |
| Strategic goal areas | 2 |
| Welcome | 3 |
| Map | 4 |
| City profile | 5 |
| Mayor’s message | 6 |
| Council Aldermen | 8 |
| General Manager’s report | 10 |
| Organisational chart | 12 |
| Our services | 14 |
| 2020–21 highlights | 16 |
| A people city | 19 |
| A well-planned liveable city | 31 |
| A prosperous city | 39 |
| An environmentally responsible city | 43 |
| A creative and innovative city | 49 |
| Governance and leadership | 53 |
| Assets and resources | 57 |
| Financial management indicators | 62 |
| Financial statements | 65 |
| Notes to and forming part of the financial statements | 71 |
| Independent Auditor’s Report | 103 |
| Appendices | 107 |

HIGHLIGHTS

Construction was completed at Rosny Early Learning with the opening of a new play space including nature play features, vegetable gardens and a chicken coop.

Construction was completed on the upgraded Clarence Foreshore Trail at Bellerive Beach Park, including a new shared path, beach showers, park furniture and irrigation.

1,096 development applications were lodged for assessment and 916 planning applications determined (compared to 719 in 2019-20).



■ New walking track near Single Hill, Seven Mile Beach.

ROADS AND FOOTPATHS – CONSTRUCTION AND RENEWAL

Major projects

Bellerive Pier

The Bellerive Pier is constructed where Cambridge Road meets Victoria Esplanade and extends 105 metres into the mouth of Kangaroo Bay. It features a 2.5-metre-wide walkway with seating, lighting and navigation beacon and will be open to the public for enjoyment of the bay and maritime views.

Major structural works were completed, with handrails, seating, and lighting all in place. Underwater grouting works are programmed for next financial year, after which the pier will be opened to the public.

Other projects

- Clarence Mountain Bike Park Car Park.
- Junction upgrade on Pipers Road/East Derwent Highway.
- Wellington Street, east of Richmond Bridge.
- Replacement of the old technology streetlights with energy efficient LEDs throughout the city.
- Road reconstruction on Oceana Drive/Carella Street; Tara Drive; Bangalee Street; Spinifex Road and Clinton Road.
- Junction and shared path work on Oceana Drive/Tranmere Road.
- Footpath works on Gordons Hill Road, Excalibur Place to Cedar Street.
- Clarendon Vale Community Park pathway and lighting.
- Multiuser pathway works – Rosny Point upgrade of the section of foreshore path near TasWater treatment plant.
- Bellerive Boardwalk replacement – several sections completed, including re-decking of the stage area.
- Shoulder sealing on Brinktop Road.
- Sight benching at Acton Road/Acton Drive.



CONTENTS

| | |
|---|-----------|
| Our mission and vision | 1 |
| Strategic goal areas | 2 |
| Welcome | 3 |
| Map | 4 |
| City profile | 5 |
| Mayor’s message | 6 |
| Council Aldermen | 8 |
| General Manager’s report | 10 |
| Organisational chart | 12 |
| Our services | 14 |
| 2020–21 highlights | 16 |
| A people city | 19 |
| A well-planned liveable city | 31 |
| A prosperous city | 39 |
| An environmentally responsible city | 43 |
| A creative and innovative city | 49 |
| Governance and leadership | 53 |
| Assets and resources | 57 |
| Financial management indicators | 62 |
| Financial statements | 65 |
| Notes to and forming part of the financial statements | 71 |
| Independent Auditor’s Report | 103 |
| Appendices | 107 |

- Acton Road rural footpath – stage three.
- Erosion remediation works on Houston Drive and Pass Road.
- East Derwent Highway drainage improvements, Grasstree Hill Rivulet/Risdon Brook.
- Stormwater upgrades on Elinga Street, Runway Place, Blessington Street, South Arm, and stormwater upgrade design for Beach Street.
- Tender was advertised for the construction of the new local park and playground at Blossom Crescent, Cambridge, which is due for construction in late 2021.
- Tender documents were prepared for the construction of the earth berm and acoustic fence at South Arm Oval Skate Park, South Arm.
- Concept design was prepared for a new playground at South Arm Oval following feedback received from the community during the public consultation in 2020.
- Construction of new public toilet facilities at Roches Beach and South Arm Oval.



■ Works underway at the new South Arm public toilets, Jetty Road (top) and South Arm Oval (bottom).

The annual road re-seal program for spray seal progressed but was not fully completed due to early cold weather. The following roads were re-sealed as part of this program.


- Aldridge Road, Orielton (Tasman Highway to Clarence municipality boundary).
- Kuru Road, Seven Mile Beach (Sunways Avenue to Leyden Avenue).
- Montgomery Road, Seven Mile Beach (Kuru Road to Woodhurst Road).
- Woodhurst Road, Seven Mile Beach (Sunways Avenue to Leyden Avenue).
- Seabrook Street, Seven Mile Beach (Seven Mile Beach Road to end of road).

The preparation works for resealing-spray seal works were completed for the following roads and will be resealed in November 2021:

- Kennedy Drive, Cambridge (Cambridge Road to Bungana Way).
- Piper Road, Geilston Bay (Napier Street to end of Piper Road).
- Saundersons Road, Risdon (East Derwent Highway to end Saundersons Road).
- Tara Drive, Acton Park (Tabor Road to Acton Road).
- Penenjou Road, Otago (Otago Bay Road to end of road).

The following roads were re-surfaced as part of the annual slurry seal program:

- Kenton Road, Geilston Bay (whole length of road).
- Nietta Road, Lindisfarne (Esplanade to East Derwent Highway).
- Malunna Road, Lindisfarne (Lincoln Street to Beach Road).
- Lowelly Road, Lindisfarne (Beach Road to Bay Road).
- Lindwood Court, Lindisfarne (Marril Street to end of road).
- Beach Road, Lindisfarne (Esplanade to East Derwent Highway).
- Resolution Street, Warrane (Bounty Street to end of road).
- Amundsen Crescent, Warrane (Bass Street to Banks Street).
- Balamara Street, Bellerive (Cambridge Road to end of road).



CONTENTS

| | |
|---|-----------|
| Our mission and vision | 1 |
| Strategic goal areas | 2 |
| Welcome | 3 |
| Map | 4 |
| City profile | 5 |
| Mayor’s message | 6 |
| Council Aldermen | 8 |
| General Manager’s report | 10 |
| Organisational chart | 12 |
| Our services | 14 |
| 2020–21 highlights | 16 |
| A people city | 19 |
| A well-planned liveable city | 31 |
| A prosperous city | 39 |
| An environmentally responsible city | 43 |
| A creative and innovative city | 49 |
| Governance and leadership | 53 |
| Assets and resources | 57 |
| Financial management indicators | 62 |
| Financial statements | 65 |
| Notes to and forming part of the financial statements | 71 |
| Independent Auditor’s Report | 103 |
| Appendices | 107 |

- Astor Drive, Geilston Bay.
- Rowitta Road, Lindisfarne (Moirunna Road to Derwent Avenue).
- Nelumie Street Lindisfarne (Moirunna Road to Derwent Avenue).
- Tianna Road, Lindisfarne (Lowanna Road to Moirunna Road).
- Hawthorn Road, Risdon (Heather Road to Gardenia Road).

The following major roads were re-surfaced as part of the annual asphalt resurfacing program:

- Rosny Hill Road, Bellerive (Bligh Street to Cambridge Road).
- Tranmere Road, Tranmere (Arlunya Street to Pindos Drive).
- Minerva Street, Howrah (Corinth Street to Oceana Drive).
- Glebe Hill Road, Howrah (Hance Road to Lumsden Road).
- Emerald Drive, Rokeby (Dart Lane to Goodwins Road).
- Mockridge Road, Clarendon Vale (Carslake Street to Hawthorne Place).
- Marston Street, Clarendon Vale (Mockridge Road to Rockingham Drive).

Construction of new kerbs and gutters, and urban footpaths were completed at several locations in the city as part of new subdivisions.

Ramps, compliant with the requirements set out in the *Disability Discrimination Act 1992*, were constructed in Banyalla Street, Rokeby and Beach Street, Bellerive. Other ramps were installed when kerb and gutter was replaced as part of road pavement reconstruction works.



■ South Arm Skate Park.

Road maintenance

During the year, sealed roads were maintained and included pothole repairs and patching according to the levels of service outlined in the roads asset management program.

Urban sealed roads were swept, on average, once every 10 weeks.

Pavement maintenance and repairs were carried out at Cremorne Avenue, Middle Tea Tree Road, Houston Drive, Acton Road, School Road, Boronia Street, Begonia Street, Binalong Road, Kaoota Road, Tranquil Place, Currajong Street, Scotts Road, Pipers Road, Prossers Road, Bembil Street, Kennedy Drive, Lowelly Road, Brinktop Road, Hawthorn Road, Bilney Street, Minno Street, Wagga Court, Spitfarm Road, Gellibrand Lane, Nietta Road, Elwood Road, Amundsen Crescent, Honeywood Drive, Cambridge Road, Bignell Street, Ormond Street, Loatta Road, Talune Street, Ringwood Road, Forest Hill Road, Sycamore Road, Dixons Point Road, Alliance Drive, Tara Drive, Heather Road, Kirra Road, North Terrace and Bradman Street.

Pothole repairs were undertaken on various roads across all suburbs as per the maintenance schedule. Additional repairs were undertaken at various locations when an assessment deemed a pothole to be dangerous.


Gravel roads

Gravel roads were graded up to three times per year, with the exception of Begonia Street in Lindisfarne which was graded five times.

The re-sheeting of Roaring Beach Road, Prossers Road and Begonia Street were completed.

Gravel carpark maintenance was also completed at North Warrane Oval, Natone Street, Geilston Bay Oval, Montagu Bay, Seven Mile Beach Day Use 2, Bayview Road, Roches Beach, Lauderdale, Clifton Beach, Bangor Road, South Terrace and North Terrace Carparks.

Gravel shoulder road maintenance and repairs were undertaken in Mount Rumney Road, Cambridge Road, Pass Road, Pipers Road, Acton Road, Roches Beach Road and Gellibrand Road.



CONTENTS

| | |
|---|-----------|
| Our mission and vision | 1 |
| Strategic goal areas | 2 |
| Welcome | 3 |
| Map | 4 |
| City profile | 5 |
| Mayor’s message | 6 |
| Council Aldermen | 8 |
| General Manager’s report | 10 |
| Organisational chart | 12 |
| Our services | 14 |
| 2020–21 highlights | 16 |
| A people city | 19 |
| A well-planned liveable city | 31 |
| A prosperous city | 39 |
| An environmentally responsible city | 43 |
| A creative and innovative city | 49 |
| Governance and leadership | 53 |
| Assets and resources | 57 |
| Financial management indicators | 62 |
| Financial statements | 65 |
| Notes to and forming part of the financial statements | 71 |
| Independent Auditor’s Report | 103 |
| Appendices | 107 |



Footpath repair schedule

Footpath repairs and maintenance works were undertaken on a suburb-by-suburb basis. Minor repairs were completed on an immediate risk-based approach. A footpath audit is undertaken every three years.

Verge mowing

Verge mowing and roadside tree maintenance was undertaken in the rural areas of Clarence in spring and early summer. A second cut was undertaken in the Richmond area and large parts of Acton and Cambridge due to the growth rate late in the season. This also included the annual verge maintenance program for the spraying of vegetation around traffic furniture to ensure sight lines are maintained.

Table drain maintenance

Table drain maintenance and clearing was undertaken in rural areas.

PUBLIC TRANSPORT

Council continued to work with Metro Tasmania on the delivery of public bus services within the city. This included the upgrade of bus stops along Clarence Street.

As part of the Greater Hobart Transport Vision being delivered within Hobart City Deal, council worked with the State Government to prepare for a trial of the Derwent River ferry, set to commence in August 2021.

ROAD SAFETY

Throughout the year, council undertook several measures to improve road safety including construction of a rural footpath along Acton Road near Acton Drive, which provides pedestrians with connection to bus stops. The shared path at the junction of Oceana Drive and Tranmere Road was extended and improved, and the Pipers Road and the East Derwent Highway junction was upgraded.

Pedestrian facilities, including new footpaths and median pedestrian refuges, were completed at Wellington Street, Richmond. Replacement of guideposts was undertaken throughout the municipality.

STORMWATER MANAGEMENT

Drainage – construction and renewal

Stormwater infrastructure upgraded during the year included:

- Blessington Street, South Arm
- Jacombe Street/Parramore Street, Richmond
- Bangalee Street/Grafton Road, Lauderdale
- Cambridge Road/Paige Court, Warrane
- Bilney Street, Richmond
- Runway Place, Cambridge

Minor drainage works were also completed at Pass Road, Houston Drive and South Street

Planning and design work was also undertaken for the future upgrade of the stormwater system along Beach Street, Bellerive.

Groundwater

Council continued to monitor several monitoring bores.

Drainage

Following the significant storm events in February, April and June 2020, council continued to undertake a large amount of work to clear storm debris, improve table drains and repair damaged infrastructure.

Flood mapping

Flood maps were released onto council’s website in January 2021 to help guide council’s decisions around planning for new developments, identifying potential mitigation options and ways to improve stormwater infrastructure and community safety.



■ Landscaping works at the Rosny roundabout.

CONTENTS

| | |
|---|-----------|
| Our mission and vision | 1 |
| Strategic goal areas | 2 |
| Welcome | 3 |
| Map | 4 |
| City profile | 5 |
| Mayor’s message | 6 |
| Council Aldermen | 8 |
| General Manager’s report | 10 |
| Organisational chart | 12 |
| Our services | 14 |
| 2020–21 highlights | 16 |
| A people city | 19 |
| A well-planned liveable city | 31 |
| A prosperous city | 39 |
| An environmentally responsible city | 43 |
| A creative and innovative city | 49 |
| Governance and leadership | 53 |
| Assets and resources | 57 |
| Financial management indicators | 62 |
| Financial statements | 65 |
| Notes to and forming part of the financial statements | 71 |
| Independent Auditor’s Report | 103 |
| Appendices | 107 |

PARKS AND RECREATION

Several key projects were delivered during the year to provide and improve the delivery of park and recreation facilities. Several other projects also relating to parks and recreation were completed during the year, including:

- **Bayview Secondary College Master Plan:** Council continued master planning in conjunction with Bayview Secondary College and the Department of Education, including consultation throughout this financial year, to develop the site as a regional community sporting precinct to service Clarence Plains.
- **Cambridge Dog Park:** Public consultation was undertaken on the draft Master Plan for the “state-of-the-art” dog park at Cambridge Oval. Revision of the Master Plan is underway to accommodate public feedback with revised design to be presented to council for review.
- **Lauderdale Canal:** A draft Master Plan to upgrade the Lauderdale Canal to a high-quality district park was prepared by external Landscape Architects. The draft Master Plan was released for public consultation including a pop-up consultation held at the canal. Feedback received from the community was collated and will be presented to council and used to guide the future direction and scope of the project.
- **Pindos Park:** External Landscape Architects are preparing detailed design of the Master Plan and construction documents for future tendering. The project is awaiting the outcome of the permit application submitted by Aboriginal Heritage Tasmania. Funding for construction of the project is to be considered in the 2022-23 financial year.



■ Ellie Huxtable with Kiwi and Rosie at Dogs Day Out.

- **Blossom Crescent Park:** A Tender was advertised for the construction of the new park and playground at Blossom Crescent, Cambridge.
- **Bellerive Beach Park Shared Footpath:** Construction of the upgraded Clarence Foreshore Trail through Bellerive Beach Park has been completed during this financial year, including installation of a new shared path, park seating, beach showers and foot wash stations and irrigation areas adjacent to the beach. Dune planting and revegetation works to be completed in spring 2021.
- **South Arm Oval:** Public consultation was undertaken on the design review of the Master Plan for the South Arm Oval. Design drawings were prepared for the tender and construction of a vegetated earth berm and acoustic fence adjacent to the skate park. A concept design was prepared for the new play space to be constructed at the oval inclusive of play equipment, nature play features, public art elements and park infrastructure such as seating, picnic settings, shade planting and bike racks.
- **Clarence Kayak Trail:** Detailed design is underway for the installation of a kayak wash down facility at Bayview Park, Lauderdale.
- **Senior’s outdoor exercise equipment demonstration site:** Funding was secured through the Liberal Government’s Local Communities Facilities Fund for the development of a senior’s outdoor exercise equipment demonstration site in Clarence. Investigations are underway to select an appropriate site for the project in consultation with council’s Positive Ageing Advisory Committee.
- **Clarence Beach Access Strategy:** An internal working group commenced project scoping for the development of this strategy. Preliminary consultation is to be undertaken to develop a consultant brief for the development of a strategy document.



■ From left, The Honourable Senator Jonathan Duniam, Clarence City Council Mayor Alderman Doug Chipman and The Honourable Roger Jaensch MP at Lauderdale Beach.



CONTENTS

| | |
|---|-----------|
| Our mission and vision | 1 |
| Strategic goal areas | 2 |
| Welcome | 3 |
| Map | 4 |
| City profile | 5 |
| Mayor’s message | 6 |
| Council Aldermen | 8 |
| General Manager’s report | 10 |
| Organisational chart | 12 |
| Our services | 14 |
| 2020–21 highlights | 16 |
| A people city | 19 |
| A well-planned liveable city | 31 |
| A prosperous city | 39 |
| An environmentally responsible city | 43 |
| A creative and innovative city | 49 |
| Governance and leadership | 53 |
| Assets and resources | 57 |
| Financial management indicators | 62 |
| Financial statements | 65 |
| Notes to and forming part of the financial statements | 71 |
| Independent Auditor’s Report | 103 |
| Appendices | 107 |



■ Launch of the Bayview Secondary College Sports Precinct Master Plan consultation.

- **Cambridge Oval Master Plan:** A project commenced for the master planning of Cambridge Oval and surrounds in close consultation with Cambridge Primary School.
- **Bellerive Beach Park Master Plan:** Ongoing internal design works for the review of the Master Plan.

Consultation for developing master plans

Consultations for the following recreational master plans took place:

- Lauderdale Canal Draft Master Plan
- Cambridge Oval Off Lead Dog Park Draft Master Plan

Policies and strategies

Ongoing review of applications for new memorials on council land was undertaken in accordance with the Memorial’s Policy. Two new memorials were approved during this period.

Council adopted a No Spray Register Policy that has been developed to provide the framework for a No Spray Register. Property owners and residents may apply to council to request that weeds and vegetation on council road reservations adjacent to their property not be sprayed with chemical herbicides.

The Tree Policy is currently awaiting adoption by council.

A Community Infrastructure Strategy will include:

- Open Space Strategy for 2021-2031
- Building & Facilities Strategy for 2021-2031

The Open Space Strategy is now under development.

Sport and Recreation Advisory Committee

The committee, which consists of council staff, Aldermen and community representatives, continued to:

- Provide advice and input to council, relevant to sport and recreation within the municipality and in accordance with the strategies outlined in council’s Strategic Plan 2021-2031 and Recreational Needs Analysis.
- Advise the council on significant developments, projects and/or infrastructure requirements for community level sport and recreation.
- Provide assistance and support to sport and recreation clubs in relation to grant submissions and development applications.
- Promote shared facility provisions and investment through strategic partnerships with local clubs, peak bodies and state agencies.



CONTENTS

| | |
|---|-----------|
| Our mission and vision | 1 |
| Strategic goal areas | 2 |
| Welcome | 3 |
| Map | 4 |
| City profile | 5 |
| Mayor’s message | 6 |
| Council Aldermen | 8 |
| General Manager’s report | 10 |
| Organisational chart | 12 |
| Our services | 14 |
| 2020–21 highlights | 16 |
| A people city | 19 |
| A well-planned liveable city | 31 |
| A prosperous city | 39 |
| An environmentally responsible city | 43 |
| A creative and innovative city | 49 |
| Governance and leadership | 53 |
| Assets and resources | 57 |
| Financial management indicators | 62 |
| Financial statements | 65 |
| Notes to and forming part of the financial statements | 71 |
| Independent Auditor’s Report | 103 |
| Appendices | 107 |



CITY PLANNING

Several initiatives were undertaken to achieve good planning outcomes for the city, and are outlined below.

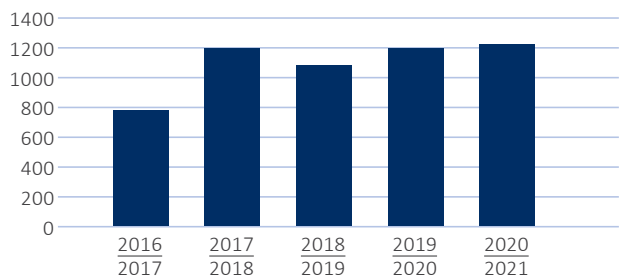
Rosny Park Urban Design Framework

Following community consultation, council adopted the Rosny Park Urban Design Framework in April 2021. The work coordinates the implementation of relevant previous and ongoing projects. This includes the Planning Scheme design controls, car parking, streetscaping, traffic management and public art in order to provide for the coordinated future development of the Rosny Park centre, as well as the city’s commercial, administrative, and cultural centre.

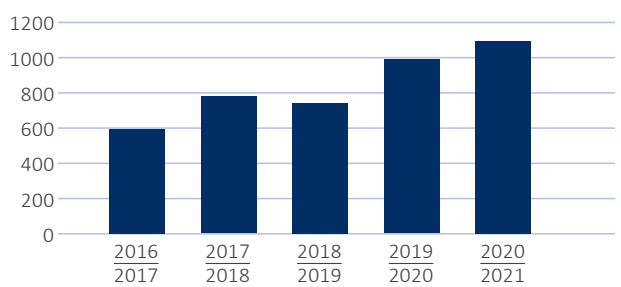
Clarence Local Planning Schedule

To fulfill council’s obligations to implement the Tasmanian Planning Scheme, the Clarence Local Planning Schedule component was completed. This included final submissions before the Tasmanian Planning Commission’s hearings on the initiative.

Preliminary planning assessments



Development applications lodged



Statutory planning

Statutory planning functions continued, including the processing of development and subdivision applications and associated customer support. The following initiatives were implemented:

- Ongoing implementation of the Clarence Interim Planning Scheme 2015.
- Approval of two minor planning scheme amendments by the Tasmanian Planning Commission, and one rezoning to provide for a new residential subdivision.
- A free preliminary assessment service was provided where prospective applicants can have draft plans checked against the planning scheme before costly detailed plans are completed. There were 1,216 preliminary assessments undertaken.
- A free heritage advisory service was provided to potential developers and landowners of heritage properties.
- 1,096 development applications were lodged for assessment and 916 planning applications determined (compared to 719 in 2019-20). Average processing times were 27 days for permitted applications and 37 days for discretionary applications. Applications included a wide range of residential developments, as well as major industrial, tourism and commercial projects.
- 102 applications for ‘minor amendments’ to planning permits were approved.
- 132 subdivision and strata titles plans were sealed.
- 352 lots created in subdivisions (down from 415 lots in 2019-20).
- 17 planning appeals were made to the Resource Management and Planning Appeals Tribunal. Of these, one decision was overturned.



■ Artist’s impression of the Bayfield Street carpark from the Rosny Park Urban Design Framework.

CONTENTS

| | |
|---|-----------|
| Our mission and vision | 1 |
| Strategic goal areas | 2 |
| Welcome | 3 |
| Map | 4 |
| City profile | 5 |
| Mayor’s message | 6 |
| Council Aldermen | 8 |
| General Manager’s report | 10 |
| Organisational chart | 12 |
| Our services | 14 |
| 2020–21 highlights | 16 |
| A people city | 19 |
| A well-planned liveable city | 31 |
| A prosperous city | 39 |
| An environmentally responsible city | 43 |
| A creative and innovative city | 49 |
| Governance and leadership | 53 |
| Assets and resources | 57 |
| Financial management indicators | 62 |
| Financial statements | 65 |
| Notes to and forming part of the financial statements | 71 |
| Independent Auditor’s Report | 103 |
| Appendices | 107 |



Clarence... a brighter place

A PROSPEROUS CITY

GOAL: Clarence will develop its economy, improve prosperity and expand both the level and equity of personal opportunity within its communities.



■ Aerial view looking towards Rosny Park.

CONTENTS

| | |
|---|-----------|
| Our mission and vision | 1 |
| Strategic goal areas | 2 |
| Welcome | 3 |
| Map | 4 |
| City profile | 5 |
| Mayor’s message | 6 |
| Council Aldermen | 8 |
| General Manager’s report | 10 |
| Organisational chart | 12 |
| Our services | 14 |
| 2020–21 highlights | 16 |
| A people city | 19 |
| A well-planned liveable city | 31 |
| A prosperous city | 39 |
| An environmentally responsible city | 43 |
| A creative and innovative city | 49 |
| Governance and leadership | 53 |
| Assets and resources | 57 |
| Financial management indicators | 62 |
| Financial statements | 65 |
| Notes to and forming part of the financial statements | 71 |
| Independent Auditor’s Report | 103 |
| Appendices | 107 |

HIGHLIGHTS

Council worked with Destination Southern Tasmania on the development of the Southern Tasmania Destination Management Plan.

Council worked in partnership with Richmond Village Fair Inc to commence planning for the 2023-24 Richmond Bicentenary celebrations.

The Clarence City Council webpage received 1,291,081 pageviews and 214,959 users for the year.

Council developed and implemented a cohesive style guide to unify council’s branding and communications.

ECONOMIC DEVELOPMENT

Council continued to implement the priorities identified in the Economic Development Plan 2016-2021 and the Clarence Strategic Plan 2016-2026.

Council worked with Destination Southern Tasmania and Richmond and Coal River Valley tourism operators to formalise the Coal River Valley Tasmania Tourism Association in 2021. Council also worked with Destination Southern Tasmania on the development of the Southern Tasmania Destination Management Plan.

The Hobart Twilight Market organisers inaugurated the Tasmanian Produce Market, held each Saturday in Kangaroo Bay.

Council worked in partnership with Richmond Village Fair Inc to commence planning for the 2023-24 Richmond Bicentenary celebrations. A creative director was appointed to lead the bicentenary planning.

Bank of Us ran the ‘Bank of useful ideas’ grant funding program in Rosny and surrounds, in the categories of ‘Connected Communities’, ‘Eat, Play and Meet Locally’ and ‘Activating Your Spaces’. Four applicants were successful in gaining funding for projects.

Council worked in partnership with Business East to develop a business plan to transition the organisation to a regional chamber of commerce model.

Council worked with Regional Development Australia (Tasmania) and southern Tasmanian councils to commence the development of a Southern Tasmania Economic Development Strategy, with the view of identifying six to eight regional priorities for government investment.



■ 2021 Clarence Jazz Festival. Paul Hoelen Photography.



CONTENTS

| | |
|---|-----------|
| Our mission and vision | 1 |
| Strategic goal areas | 2 |
| Welcome | 3 |
| Map | 4 |
| City profile | 5 |
| Mayor’s message | 6 |
| Council Aldermen | 8 |
| General Manager’s report | 10 |
| Organisational chart | 12 |
| Our services | 14 |
| 2020–21 highlights | 16 |
| A people city | 19 |
| A well-planned liveable city | 31 |
| A prosperous city | 39 |
| An environmentally responsible city | 43 |
| A creative and innovative city | 49 |
| Governance and leadership | 53 |
| Assets and resources | 57 |
| Financial management indicators | 62 |
| Financial statements | 65 |
| Notes to and forming part of the financial statements | 71 |
| Independent Auditor’s Report | 103 |
| Appendices | 107 |

MAJOR STRATEGIC PROJECTS

Rosny Hill Hotel Development

An appeal was lodged for the development application that was approved by council in January 2020. The appeal was subsequently discontinued by the appellants in December 2020. A draft lease agreement with the project proponent is in the process of being developed.

Kangaroo Bay Development Precinct – Boulevard Site

Hunter Developments submitted a development application in July 2020.

Kangaroo Bay Development Precinct – Hotel and Hospitality School

Council continued to liaise with the project proponents on the progress of the project.

Towards the end of the year, council was formally advised by the University of Tasmania (UTAS) that it is no longer in a position to commit to the Kangaroo Bay Project of delivering a Tourism and Hospitality School in Kangaroo Bay in partnership with Chambroad Overseas Investment Australia Pty Ltd (Chambroad).

UTAS outlined the continued impact of the COVID-19 pandemic, particularly on international student enrolments and the negative impact on supply and demand dynamics for hospitality personnel worldwide, as the major reason for this decision.

Chambroad requested, and council approved, an unconditional extension of time for substantial commencement of this project. Under the current sale and development agreement, Chambroad has until 13 October 2022 to commence substantial works on the site. If substantial works are not commenced at that time the buy-back clause will come into effect.

Council continued to work with Chambroad to discuss future options for the project.

COMMUNICATIONS

A variety of mediums were used to promote the City of Clarence, council services, facilities and lifestyle to residents, visitors and businesses. Details are provided below.

City of Clarence News

The City of Clarence News was distributed quarterly with rates notices, providing news on a range of council programs, initiatives, and events.

Newsletters

Council continued to produce and distribute newsletters to provide information on areas of interest to subscribers. These publications include Food News, Access News, Live Clarence e-news, Clarence Arts & Events e-news, and Dog News.


Website

The Clarence City Council website continued to be updated to deliver information relating to council activities, news, and events. The website is a key source of information for the community with 1,291,081 pageviews and 214,959 users for the year.

Your Say Clarence was utilised frequently for community consultation on 18 council projects throughout the financial year. The site received 88,983 pageviews and 23,423 users for the year.

Other websites

Council continued to provide information through its targeted websites for Clarence Arts & Events, Live Clarence, Age Friendly Clarence and Clarence Children’s Services.



CONTENTS

| | |
|---|-----------|
| Our mission and vision | 1 |
| Strategic goal areas | 2 |
| Welcome | 3 |
| Map | 4 |
| City profile | 5 |
| Mayor’s message | 6 |
| Council Aldermen | 8 |
| General Manager’s report | 10 |
| Organisational chart | 12 |
| Our services | 14 |
| 2020–21 highlights | 16 |
| A people city | 19 |
| A well-planned liveable city | 31 |
| A prosperous city | 39 |
| An environmentally responsible city | 43 |
| A creative and innovative city | 49 |
| Governance and leadership | 53 |
| Assets and resources | 57 |
| Financial management indicators | 62 |
| Financial statements | 65 |
| Notes to and forming part of the financial statements | 71 |
| Independent Auditor’s Report | 103 |
| Appendices | 107 |



Social media

Council continued to use social media to communicate timely information to residents about council activities, events and initiatives.

Council has several social media pages to provide information. They include:

- Facebook – Clarence City Council; Clarence Arts & Events; Family Day Care; Live Clarence; Youth Services; Clarence Jazz Festival.
- Instagram – Clarence Arts & Events; Live Clarence.

Media releases

Media releases promoting significant council news were produced and distributed throughout the year.

Speech notes

Numerous speech notes for the Mayor or his representative were produced for their presentation at many community occasions and civic events.

Style Guide

Council developed and implemented a cohesive style guide to unify council’s branding and communications.

Digital and Social Media Audit and Review

Council commissioned a Digital and Social Media Audit and Review in early 2020, which resulted in a series of recommendations to improve council’s communication methods and strategies. The implementation process for these recommendations is currently on hold, pending the development of a Clarence City Council Marketing and Communications Strategy.

EVENT SPONSORSHIP

Council continued to sponsor several events in the City of Clarence to support the social, cultural, environmental and economic life of the city.

In-kind support was provided to numerous community events administered through council’s Arts and Events Program.

Further details on grants, sponsorships and benefits provided to community groups and individuals are included in the appendices section.



2021 Clarence Jazz Festival. Paul Hoelen Photography.

CONTENTS

| | |
|---|-----------|
| Our mission and vision | 1 |
| Strategic goal areas | 2 |
| Welcome | 3 |
| Map | 4 |
| City profile | 5 |
| Mayor’s message | 6 |
| Council Aldermen | 8 |
| General Manager’s report | 10 |
| Organisational chart | 12 |
| Our services | 14 |
| 2020–21 highlights | 16 |
| A people city | 19 |
| A well-planned liveable city | 31 |
| A prosperous city | 39 |
| An environmentally responsible city | 43 |
| A creative and innovative city | 49 |
| Governance and leadership | 53 |
| Assets and resources | 57 |
| Financial management indicators | 62 |
| Financial statements | 65 |
| Notes to and forming part of the financial statements | 71 |
| Independent Auditor’s Report | 103 |
| Appendices | 107 |

AN ENVIRONMENTALLY RESPONSIBLE CITY

GOAL: Clarence is a city that values its natural environment and seeks to protect, manage, and enhance its natural assets for the long-term environmental, social and economic benefit of the community.



■ From left, Em McMullen, Anna Kingston, Leah Brightman, Clarence City Council Mayor Alderman Doug Chipman and Sam Ralph at the Warrane Community Garden.



CONTENTS

| | |
|---|-----------|
| Our mission and vision | 1 |
| Strategic goal areas | 2 |
| Welcome | 3 |
| Map | 4 |
| City profile | 5 |
| Mayor’s message | 6 |
| Council Aldermen | 8 |
| General Manager’s report | 10 |
| Organisational chart | 12 |
| Our services | 14 |
| 2020–21 highlights | 16 |
| A people city | 19 |
| A well-planned liveable city | 31 |
| A prosperous city | 39 |
| An environmentally responsible city | 43 |
| A creative and innovative city | 49 |
| Governance and leadership | 53 |
| Assets and resources | 57 |
| Financial management indicators | 62 |
| Financial statements | 65 |
| Notes to and forming part of the financial statements | 71 |
| Independent Auditor’s Report | 103 |
| Appendices | 107 |



HIGHLIGHTS

Collected 1,211 tonnes of hard waste during the annual residential hard waste collection service.

Allocated \$40,000 for landcare and coastcare projects in the city.

Delivered school landcare programs in partnership with Cambridge Primary School for programs in the Barilla Bay Rivulet area, and Bellerive Cottage School for programs on Bellerive Beach.



■ The newly constructed Barilla Rivulet Track.



■ Clarence City Council Natural Area Planner Phil Watson leading the Waverley in Full Colour Eco Walk.

NATURAL AREA MANAGEMENT

Management of reserves

Two Reserve Activity Plans were adopted:

- Single Hill Bushland Reserve Activity Plan 2020-2030
- Lauderdale Saltmarsh Reserve Activity Plan 2020-2030

One Reserve Activity Plan was developed and is awaiting adoption once the review of the Dog Management Policy is finalised:

- Glebe Hill Reserve Activity Plan 2021-2031

One Reserve Activity Plan is subject to extensive consultation, which is currently underway:

- Draft Carbeen Bushland Reserve Activity Plan 2020-2030

Community and stakeholder consultation was undertaken for each plan, including walk and talk sessions and the sharing of draft plans.

For the 2020-21 financial year, \$132,300 was invested by council to implement recommendations from its Reserve Activity Plans.

Extensive maintenance works have been completed at:

- Rosny-Montagu Bay Coastal Reserve
- Waverley Flora Park
- Glebe Hill Bushland Reserve
- Seven Mile Beach Coastal Reserve
- Mortimer Bay Coastal Reserve
- Potter’s Hill Bushland Reserve
- Blessington Street Coastal Reserve
- Pilchers Hill Reserve
- Rosny Foreshore Reserve
- Roscommon Reserve
- Wiena Reserve
- Risdon Vale and Grass Tree Hill Bushland Reserves
- Rokeby Hills Bushland Reserve
- Rosny Hill Bushland Reserve
- Cremorne Coastal Reserve
- Roches Beach Coastal Reserve
- Lindhill Bushland Reserve
- Bellerive/Howrah Coastal Reserve
- Tranmere Coastal Reserve

CONTENTS

| | |
|---|-----------|
| Our mission and vision | 1 |
| Strategic goal areas | 2 |
| Welcome | 3 |
| Map | 4 |
| City profile | 5 |
| Mayor’s message | 6 |
| Council Aldermen | 8 |
| General Manager’s report | 10 |
| Organisational chart | 12 |
| Our services | 14 |
| 2020–21 highlights | 16 |
| A people city | 19 |
| A well-planned liveable city | 31 |
| A prosperous city | 39 |
| An environmentally responsible city | 43 |
| A creative and innovative city | 49 |
| Governance and leadership | 53 |
| Assets and resources | 57 |
| Financial management indicators | 62 |
| Financial statements | 65 |
| Notes to and forming part of the financial statements | 71 |
| Independent Auditor’s Report | 103 |
| Appendices | 107 |

Wetland and bioretention basin management

Council allocated \$12,000 to manage wetland and bioretention basins within Clarence. Maintenance and landscaping works were administered at:

- Cambridge Park Wetland
- Backhouse Lane Wetland
- Otago Bay Lagoon Reserve
- Bioretention ponds at Rosny/Montagu Bay Coastal Reserve
- Lauderdale Wetland at Roscommon Reserve

Landcare and coastcare groups

Council continued to support more than 20 landcare and coastcare groups to undertake environmental volunteer work on council-managed land in natural areas within the municipality.

As part of its grants program, council allocated \$40,000 for landcare and coastcare projects in natural areas within the Clarence municipality that align with Reserve Activity Plans.

Many care groups also scheduled working bees and community events where volunteers helped improve the natural values of coastal and bushland reserves. This included participation in council-facilitated Clean Up Australia Day activities.

As part of a commitment to safe and healthy work environments, council funded First Aid training for 17 natural area volunteers.

School landcare program

Council allocated \$5,000 to facilitate school landcare activities including planting, mulching, watering and environmental education to improve the natural values of selected council managed sites close to the respective schools.

FIRE MANAGEMENT

Council, in conjunction with the Tasmanian Fire Service, undertook a series of fuel reduction burns as part of its responsibilities outlined in the fire management plans for reserves. Prescribed burns were undertaken at Waverley Flora Park.

CLIMATE CHANGE

Encouraging energy conservation and responding to climate change are a part of council’s Strategic Plan. An action plan to reduce corporate energy use and greenhouse gas emissions was developed.

Quotes are being received for solar arrays on the roof of the Lindisfarne Activity Centre in Lincoln Street and the council Depot.

A coordinated southern regional councils’ climate change adaptation and mitigation action plan was drafted through the auspices of the Southern Tasmanian Councils Authority.

Council endorsed a Clarence Coastal Hazards Policy.



Coal River Valley.



CONTENTS

| | |
|---|-----------|
| Our mission and vision | 1 |
| Strategic goal areas | 2 |
| Welcome | 3 |
| Map | 4 |
| City profile | 5 |
| Mayor’s message | 6 |
| Council Aldermen | 8 |
| General Manager’s report | 10 |
| Organisational chart | 12 |
| Our services | 14 |
| 2020–21 highlights | 16 |
| A people city | 19 |
| A well-planned liveable city | 31 |
| A prosperous city | 39 |
| An environmentally responsible city | 43 |
| A creative and innovative city | 49 |
| Governance and leadership | 53 |
| Assets and resources | 57 |
| Financial management indicators | 62 |
| Financial statements | 65 |
| Notes to and forming part of the financial statements | 71 |
| Independent Auditor’s Report | 103 |
| Appendices | 107 |

EMERGENCY
MANAGEMENT

The Municipal Emergency Management Plan was approved by the State Controller.

Staff represented council on a number of state, regional and local community safety committees and working groups, including the Southern Regional Emergency Management Committee (SREMC), Southern Regional Social Recovery Committee (SRSRC), Southern Municipal Coordinators Liaison Group (SMCLG), Hobart Airport Aerodrome Emergency Committee (HAAEC), Clarence Community Recovery Committee (CCRC), and Tasmanian State Disaster Risk Assessment (TSDRA) expert reference group.

Southern Municipal Coordinators
Liaison Group (SMCLG)

This committee was established to provide consistency in municipal plans and assist with information and resource sharing during emergency planning preparedness response and recovery.

Tasmanian State Disaster Risk
Assessment (TASDRA)

The TASDRA is a pivotal document for emergency management in the state and will update the 2016 Tasmanian State National Disaster Risk Assessment (TSNDRA 2016) to align with evolving national and international approaches where they suit the Tasmanian context.



■ Aerial photo of Mortimer Bay, Sandford.

WEED
MANAGEMENT

Clarence City Council is committed to the management of priority weeds within the municipality and the engagement of the community in weed management programs through continued implementation of the Clarence Weed Strategy 2016-2030. Recurrent funds were used to manage priority weeds under the strategy on roadsides, trail corridors such as the Tangara Trail, and in council managed bushland and coastal reserves to contain their spread, protect adjacent property, maintain public safety and to improve the natural values of these areas. Some high priority one weeds under the strategy – such as St John’s wort, Mediterranean daisy and pampas grass – were targeted with specific control programs where they occur.

Specific funds were allocated to manage the high priority and statewide significant Nassella grasses such as Chilean needlegrass and Texas needlegrass where they occur as localised infestations with the long-term goal of eradication from within Clarence.

Revegetation programs using suitable indigenous species continued to be implemented in areas where weeds were previously dominant, especially along riparian zones, reserve entrances and along sections of the Tangara Trail. The establishment of native vegetation and competition is the only long-term solution to weed management in these areas.

Volunteer-led community coastcare and landcare groups continued with their valuable contribution of managing priority environmental weeds that threaten their local environment through targeted working bee activities and ongoing community education on the impact of weeds on their local area.

CONTENTS

| | |
|---|-----------|
| Our mission and vision | 1 |
| Strategic goal areas | 2 |
| Welcome | 3 |
| Map | 4 |
| City profile | 5 |
| Mayor’s message | 6 |
| Council Aldermen | 8 |
| General Manager’s report | 10 |
| Organisational chart | 12 |
| Our services | 14 |
| 2020–21 highlights | 16 |
| A people city | 19 |
| A well-planned liveable city | 31 |
| A prosperous city | 39 |
| An environmentally responsible city | 43 |
| A creative and innovative city | 49 |
| Governance and leadership | 53 |
| Assets and resources | 57 |
| Financial management indicators | 62 |
| Financial statements | 65 |
| Notes to and forming part of the financial statements | 71 |
| Independent Auditor’s Report | 103 |
| Appendices | 107 |



■ Clarence City Council Mayor Alderman Doug Chipman with members from the Dulcot Water Association, Richmond Fire Brigade, and Dulcot Bushfire Awareness Group.



■ Volunteers Paul Wales and John Vanharen tend to the garden of a resident in need.



CONTENTS

| | |
|---|-----------|
| Our mission and vision | 1 |
| Strategic goal areas | 2 |
| Welcome | 3 |
| Map | 4 |
| City profile | 5 |
| Mayor’s message | 6 |
| Council Aldermen | 8 |
| General Manager’s report | 10 |
| Organisational chart | 12 |
| Our services | 14 |
| 2020–21 highlights | 16 |
| A people city | 19 |
| A well-planned liveable city | 31 |
| A prosperous city | 39 |
| An environmentally responsible city | 43 |
| A creative and innovative city | 49 |
| Governance and leadership | 53 |
| Assets and resources | 57 |
| Financial management indicators | 62 |
| Financial statements | 65 |
| Notes to and forming part of the financial statements | 71 |
| Independent Auditor’s Report | 103 |
| Appendices | 107 |



■ Bushfire Ready Field Day at Mt Rumney.

ENERGY AND WASTE MANAGEMENT

The waste and recycling kerbside collection service continued to be delivered on schedule. In total, the following was collected during the year:

- 10,255 tonnes of kerbside general waste from 26,899 services.
- 4,319 tonnes of kerbside recycling waste from 26,312 services.
- 4,224 tonnes of kerbside green waste from 22,256 services.

The annual residential hard waste collection was undertaken in October 2020. In total, 1,211 tonnes of waste were collected (803 tonnes in 2019).

Council continued its long-term involvement with Clean Up Australia Day and provided support to both community and school groups for clean-up activities held in the city during 2021. In conjunction with Clean Up Australia Day Kits, council helped identify cleanup sites in the municipality, collected tyres for recycling, provided skip bins for waste collection and assisted with waste transfer where required.

Council continued to replace litter and recycling bins throughout the city as required and new bins were installed in high-profile areas.

LED Streetlights

Council completed the project to replace more than 2,150 residential streetlights with energy efficient LED lights. This will result in significant savings in energy and operational costs to council over the life of the lights.



CONTENTS

| | |
|---|-----------|
| Our mission and vision | 1 |
| Strategic goal areas | 2 |
| Welcome | 3 |
| Map | 4 |
| City profile | 5 |
| Mayor’s message | 6 |
| Council Aldermen | 8 |
| General Manager’s report | 10 |
| Organisational chart | 12 |
| Our services | 14 |
| 2020–21 highlights | 16 |
| A people city | 19 |
| A well-planned liveable city | 31 |
| A prosperous city | 39 |
| An environmentally responsible city | 43 |
| A creative and innovative city | 49 |
| Governance and leadership | 53 |
| Assets and resources | 57 |
| Financial management indicators | 62 |
| Financial statements | 65 |
| Notes to and forming part of the financial statements | 71 |
| Independent Auditor’s Report | 103 |
| Appendices | 107 |



Clarence... a brighter place

A CREATIVE AND INNOVATIVE CITY

GOAL: Clarence is a city that fosters creativity, innovation and enterprise.



2021 Clarence Jazz Festival. Paul Hoelen Photography.

CONTENTS

| | |
|---|-----------|
| Our mission and vision | 1 |
| Strategic goal areas | 2 |
| Welcome | 3 |
| Map | 4 |
| City profile | 5 |
| Mayor’s message | 6 |
| Council Aldermen | 8 |
| General Manager’s report | 10 |
| Organisational chart | 12 |
| Our services | 14 |
| 2020–21 highlights | 16 |
| A people city | 19 |
| A well-planned liveable city | 31 |
| A prosperous city | 39 |
| An environmentally responsible city | 43 |
| A creative and innovative city | 49 |
| Governance and leadership | 53 |
| Assets and resources | 57 |
| Financial management indicators | 62 |
| Financial statements | 65 |
| Notes to and forming part of the financial statements | 71 |
| Independent Auditor’s Report | 103 |
| Appendices | 107 |

HIGHLIGHTS

The 25th Clarence Jazz Festival was held in February in a new compact format over five days. The festival included partnerships with UTAS, Pooley Wines and the Tasmanian Aboriginal Centre to host the opening night event at piyura kitina (Risdon Cove).

The Suburbs Project exhibition was held in the Schoolhouse Gallery and Rosny Barn, showcasing archival images from council’s records, the community, and the work of five contemporary Tasmanian artists.

A partnership with Ten Days on the Island saw the presentation of a major project by internationally recognised, Emmy Award winning Australian artist Lynette Wallworth.



■ Clarence Jazz Festival Scholarship 2021 recipients, from left, Sacha Flores, Erin Sherlock and Sarah Eddleston.

ARTS AND CULTURAL DEVELOPMENT

Festival partnerships

Successful partnerships with State festivals provided residents with access to high quality arts and cultural experiences within the city.

A partnership with Ten Days on the Island saw the presentation of a major project by internationally recognised, Emmy Award winning Australian artist Lynette Wallworth. Lynette’s virtual reality experiences Awavena, Collisions and the Evolution of Fearlessness were held in both the Barn and Schoolhouse Gallery.

Other key activities included partnerships with Mona Foma, presenting performances at Rosny Barn and South Arm, and the Cygnet Folk Festival, presenting A Day at Rosny Farm.

Visual arts program

Stitch On: Textile and Fibre Exhibition

The City of Clarence visual program has a history of presenting both traditional and contemporary textiles through the biennial Textile and Fibre exhibition. The Stitch On exhibition, held in the Schoolhouse Gallery, attracted entries from around Tasmania, New South Wales, Victoria and Singapore and generated public and media interest. The exhibition aligns with council’s vision for community participation in its cultural programs and encourages all community members to participate. This was especially important during the COVID-19 lockdown and was one of a suite of projects conceived during this time when supporting community connections were vitally important.

The Suburbs Project

The Suburbs Project exhibition was held in the Schoolhouse Gallery and Rosny Barn, featuring a mix of archival images from council’s records and the community, as well as work of five contemporary Tasmanian artists. The exhibition explored the themes of the suburban development of Clarence post-war until the present. The project was supported through a successful grant application to the Regional Arts Fund. A series of workshops for the project were held in community houses and aged care facilities, along with other public program activities.

CONTENTS

| | |
|---|-----------|
| Our mission and vision | 1 |
| Strategic goal areas | 2 |
| Welcome | 3 |
| Map | 4 |
| City profile | 5 |
| Mayor’s message | 6 |
| Council Aldermen | 8 |
| General Manager’s report | 10 |
| Organisational chart | 12 |
| Our services | 14 |
| 2020–21 highlights | 16 |
| A people city | 19 |
| A well-planned liveable city | 31 |
| A prosperous city | 39 |
| An environmentally responsible city | 43 |
| A creative and innovative city | 49 |
| Governance and leadership | 53 |
| Assets and resources | 57 |
| Financial management indicators | 62 |
| Financial statements | 65 |
| Notes to and forming part of the financial statements | 71 |
| Independent Auditor’s Report | 103 |
| Appendices | 107 |

Exhibitions at the Schoolhouse Gallery, Rosny Cottage and Barn

An annual program of exhibitions was held at the Schoolhouse Gallery at Rosny Farm through an expression of interest process. The program featured exhibitions by community arts groups and emerging and established professional artists covering a wide range of media and styles. This year exhibitions included:

- Tag Along: Tasmanian Art Group
- Stitch On: Textile and Fibre Exhibition
- Four Foot Road: Tim Coad
- The Luminosity of Shadows: Peter Maarseveen
- Poochibald Art Prize
- Solar Winds or City Lights: Nadege Phillipe-Janon and Maria Blackwell
- Vis-à-vis: Steven Carson
- Mourning Stories: Svenja Kratz
- Ferrosols and Track Beds: Laura Gillam
- Pre-iteration: Holly Zeinert
- Embracing the Scavenger: Anne Mclean
- Baskets and Prints: Basket Makers of Tasmania and Hunter Island Press
- Free Form: Laura Carey and Rebecca Holmes
- Intimacy: School of Creative Arts and Media Honours graduates
- Characters of Rosny: Alan Young
- Collisions: Lynette Wallworth/Ten Days on the Island
- Wild Gardens: Tim Price and Julia Bradshaw
- Unveil: George Kennedy/Abigail Rothery
- Her favourite colour was green: Yumemi Hiraki and Corinna Howell
- The Suburbs Project: Sam Field, Lucy Hawthorne, Mary Scott, Simon Cuthbert, Nicole Robson
- Among stone and stars: Ariel Ruby

Performing arts program

Throughout the year, a range of concerts and performances were held in Rosny Barn including the Winter and Summer Series that showcased a wide variety of local talent across comedy, music, fashion and dance. Other activities were staged through the year as opportunities arose. In 2021, the Tasmanian Youth Rock Challenge was held in the Barn providing performance opportunities for young people.

Workshops program

School holiday workshops were held during the year and included a variety of arts related activities for children from five years to late teens.

Public art

Donna Marcus was selected for a commission to create a major new public artwork for Kangaroo Bay. Donna Marcus is an Australian artist of international renown for both her studio and public art practice and her work will be a valuable addition to Clarence’s public art collection. Completion and installation is anticipated in late 2021 to early 2022.

Through the Developer Contribution Scheme for Public Art, designer Fiona Tabart was commissioned to design decorative laser cut panels for the Bellerive Public Pier balustrade.

History

The first in a series of historical ferry markers was unveiled at Lindisfarne in August 2020.

Consultants Zoe Rimmer and Theresa Sainty were engaged to develop materials for the interpretation of the Aboriginal history of the Bedlam Walls site.

History Walks were held at South Arm, Lindisfarne, and Clarendon Vale. The History Walks program is an initiative of the Cultural History Advisory Committee and has become a popular fixture in the cultural program.

Cultural Policy development

An overarching Cultural and Creative Strategy is under development for the city. The strategy is one of seven that support the newly adopted Strategic Plan 2021-2031.



■ The Suburbs Project. Mary Scott, Typhus, 2021.

CONTENTS

| | |
|---|-----------|
| Our mission and vision | 1 |
| Strategic goal areas | 2 |
| Welcome | 3 |
| Map | 4 |
| City profile | 5 |
| Mayor’s message | 6 |
| Council Aldermen | 8 |
| General Manager’s report | 10 |
| Organisational chart | 12 |
| Our services | 14 |
| 2020–21 highlights | 16 |
| A people city | 19 |
| A well-planned liveable city | 31 |
| A prosperous city | 39 |
| An environmentally responsible city | 43 |
| A creative and innovative city | 49 |
| Governance and leadership | 53 |
| Assets and resources | 57 |
| Financial management indicators | 62 |
| Financial statements | 65 |
| Notes to and forming part of the financial statements | 71 |
| Independent Auditor’s Report | 103 |
| Appendices | 107 |

EVENTS

Council continued to deliver an annual events program in the city. Events included:

Clarence Jazz Festival

The 25th annual Clarence Jazz Festival, council’s premier event, was held in February 2021, within the requirements of COVID-19 restrictions. The festival was presented in a shorter format over five days at five venues and included 192 Tasmanian and a small handful of interstate musicians.

The popular opening night was held at piyura kitina (Risdon Cove) and reached capacity. This was the first time that the public was invited on site for an event. The Big Day was held at Kangaroo Bay Parklands with more than 100 musicians performing at the over two stages, presenting 11 hours of music.

Renowned jazz musician Kelly Ottaway acted as council’s 2021 festival ambassador and performed with numerous Tasmanian acts throughout the five days of the festival.

Dogs Day Out

Dogs Day Out was council’s first public event held post-COVID lockdown. The event was held at Simmons Park to allow for a more dispersed format to align with COVID distancing and was highly successful with around 900 attendees. The event included activities, competitions, and information displays.

Christmas sing-along

The Rosny Farm Christmas sing-along, themed as A Swinging Christmas with Nadira and friends, was held in December 2020.

Event assistance in Clarence

Many community events that council would normally aid were cancelled due to the difficulties of complying with COVID safe requirements. Council nonetheless provided assistance including equipment, marketing, administrative and financial support to several activities around the city. These included:

- YMCA Skate Leagues events at Kangaroo Bay and South Arm
- Heritage Farming Expo at Richmond
- Weekly Tasmanian Produce Market at Kangaroo Bay Parkland
- School fairs and sporting events

AUSTRALIA DAY AWARDS

The 2021 City of Clarence Australia Day Awards called for nominations in the categories of citizen of the year, young citizen of the year, senior citizen of the year, and community event of the year. Award recipients were selected by the Australia Day Awards Committee.

Award winners included Jocelyn Goldfinch (2021 City of Clarence Citizen of the Year), Roger Viney (Senior Citizen of the Year), Thomas and Lily Garde and Amelie and Zoe Brown (Young Citizen of the Year), and Love in a Lunchbox (Community Event of the Year).

The usual Australia Day celebrations on the Bellerive Boardwalk did not go ahead in response to the changing circumstances of COVID-19 and to ensure the safety of patrons, volunteers and those involved in the event. All nominees were instead recognised at a private citizenship and awards ceremony held on Australia Day.



2021 Australia Day Award recipients.



A Swinging Christmas at Rosny Farm 2020.

CONTENTS

| | |
|---|-----------|
| Our mission and vision | 1 |
| Strategic goal areas | 2 |
| Welcome | 3 |
| Map | 4 |
| City profile | 5 |
| Mayor’s message | 6 |
| Council Aldermen | 8 |
| General Manager’s report | 10 |
| Organisational chart | 12 |
| Our services | 14 |
| 2020–21 highlights | 16 |
| A people city | 19 |
| A well-planned liveable city | 31 |
| A prosperous city | 39 |
| An environmentally responsible city | 43 |
| A creative and innovative city | 49 |
| Governance and leadership | 53 |
| Assets and resources | 57 |
| Financial management indicators | 62 |
| Financial statements | 65 |
| Notes to and forming part of the financial statements | 71 |
| Independent Auditor’s Report | 103 |
| Appendices | 107 |



GOVERNANCE AND LEADERSHIP

GOAL: To provide leadership and accessible, responsive, transparent and accountable governance of the city.



Clarence City Clarence Mayor Alderman Doug Chipman with Aldermen and community members at the opening of the Risdon Vale Pavilion.

CONTENTS

| | |
|---|-----------|
| Our mission and vision | 1 |
| Strategic goal areas | 2 |
| Welcome | 3 |
| Map | 4 |
| City profile | 5 |
| Mayor’s message | 6 |
| Council Aldermen | 8 |
| General Manager’s report | 10 |
| Organisational chart | 12 |
| Our services | 14 |
| 2020–21 highlights | 16 |
| A people city | 19 |
| A well-planned liveable city | 31 |
| A prosperous city | 39 |
| An environmentally responsible city | 43 |
| A creative and innovative city | 49 |
| Governance and leadership | 53 |
| Assets and resources | 57 |
| Financial management indicators | 62 |
| Financial statements | 65 |
| Notes to and forming part of the financial statements | 71 |
| Independent Auditor’s Report | 103 |
| Appendices | 107 |



HIGHLIGHTS

Council expanded its understanding of risk management into areas such as cybersecurity.

Twelve major policies and plans were considered and adopted by council.

Council evolved the dog registration process to allow for a paperless online form.



■ Aerial photo of Cremorne.

DECISION MAKING AND REPORTING

Annual General Meeting

Council held its Annual General meeting on 7 December 2020.

Quarterly reporting

Quarterly reports were presented to council which provided information on the performance of the organisation against its Annual Plan. Detailed financial information for each of the program areas were included in council’s Annual Plan and Budget.

Audit Panel

The primary objective of the Audit Panel is to assist council in the effective conduct of its responsibilities for financial reporting, management of risk, maintaining a reliable system of internal controls and facilitating the organisation’s ethical development. During the year, the Audit Panel met and endorsed several reports, including the review of:

- Workforce Planning
- Review of Low Level Procurement
- Community Engagement

Risk management

Council has been expanding its understanding of risk management beyond traditional areas of public liability and occupational health and safety, into areas such as cybersecurity. Council has continued to integrate the risk management framework across its entire operations, with focus on benefits and opportunities to be gained from managing risks.

Council is continuing to be vigilant around COVID-19 restrictions and has developed a list of high priority actions to be implemented if Level 4 restrictions are implemented by the State Government. The high-level priority actions are supported by extensive supplementary preparations, which include a checklist of possible changes to council’s services, as well as council’s Business Continuity Plan.

CONTENTS

| | |
|---|-----------|
| Our mission and vision | 1 |
| Strategic goal areas | 2 |
| Welcome | 3 |
| Map | 4 |
| City profile | 5 |
| Mayor’s message | 6 |
| Council Aldermen | 8 |
| General Manager’s report | 10 |
| Organisational chart | 12 |
| Our services | 14 |
| 2020–21 highlights | 16 |
| A people city | 19 |
| A well-planned liveable city | 31 |
| A prosperous city | 39 |
| An environmentally responsible city | 43 |
| A creative and innovative city | 49 |
| Governance and leadership | 53 |
| Assets and resources | 57 |
| Financial management indicators | 62 |
| Financial statements | 65 |
| Notes to and forming part of the financial statements | 71 |
| Independent Auditor’s Report | 103 |
| Appendices | 107 |



Public interest disclosure

There were no public interest disclosures made during the year. Details of council’s procedures are available on both the council website and intranet sites.

Code of conduct complaints

There were two code of conduct complaints referred to the Department of Premier and Cabinet.

Strategic policies and plans

The following major policies and plans were considered and adopted by council:

- Strategic Plan 2021-2031
- Sponsorship Policy 2021
- Mobile Food Business in Public Places Policy 2020
- No Spray Register Policy 2020
- Coastal Hazards Policy 2021
- Review of COVID-19 Financial Hardship Policy 2021
- Flying of Flags Policy and Procedure
- Lauderdale Saltmarsh Reserve Activity Plan 2020-2030
- Release of flood mapping information to the community
- South Arm Oval Revised Master Plan
- Single Hill Bushland Reserve Activity Plan 2020-2030
- Stormwater System Management Plan

EXTERNAL RELATIONS

Local Government Association of Tasmania (LGAT)

Council continued its ongoing relationship with LGAT. Key issues discussed at meetings held during the year included safety at roadworks, Clarence’s mountain bike networks, 21st century councils, planning reform, waste management, coastal hazard management, procurement practices, low-cost and free public camping, PlanBuild and COVID-19 lockdown planning.

Consultation and discussions were also undertaken regarding key legislation including the Draft Waste and Resource Recovery Bill, Draft Right to Information Regulations, No Planning Approval Required Certificates Options Paper, Tasmanian Civil and Administrative Tribunal Amendment Bill, Fire Services Act, Red Tape Reduction reform, Heavy Vehicle National Law review and the Draft National Road Safety Strategy.

Minutes of meetings are available on the LGAT website.



■ Clarence City Council Mayor Alderman Doug Chipman with Clarence City Council Alderman Beth Warren announcing the No Spray Register.

CONTENTS

| | |
|---|-----------|
| Our mission and vision | 1 |
| Strategic goal areas | 2 |
| Welcome | 3 |
| Map | 4 |
| City profile | 5 |
| Mayor’s message | 6 |
| Council Aldermen | 8 |
| General Manager’s report | 10 |
| Organisational chart | 12 |
| Our services | 14 |
| 2020–21 highlights | 16 |
| A people city | 19 |
| A well-planned liveable city | 31 |
| A prosperous city | 39 |
| An environmentally responsible city | 43 |
| A creative and innovative city | 49 |
| Governance and leadership | 53 |
| Assets and resources | 57 |
| Financial management indicators | 62 |
| Financial statements | 65 |
| Notes to and forming part of the financial statements | 71 |
| Independent Auditor’s Report | 103 |
| Appendices | 107 |

Derwent Estuary Program

Council continued its membership of the Derwent Estuary Program.



■ Kangaroo Bay.

South East Regional Development Association (SERDA)

SERDA continued to operate the South East Tasmania Enterprise Centre, and received one-off additional funding to support businesses affected by COVID-19. SERDA were also successful in securing funding to run the South East Jobs Hub, as part of the Jobs Tasmania Local Network (PESRAC Recommendation 23), for a further 12 months. An additional six months of funding was secured for the Workforce Development Coordinator through the Department of State Growth (Jobs Tasmania), meaning this role is now funded until June 2022.

Submissions to the State Government

- Tasmanian Draft Waste and Resource Recovery Bill 2021 Consultation

CUSTOMER SERVICE

Customer service activities undertaken at council included:

- Maintaining extra staff at council reception, supporting first contact enquiries.
- Ongoing development of front-line staff with deployment of customer service training.
- Continued focus of warm call transfers of all calls from reception to other areas of council reducing the need for callers to repeat themselves.
- Evolved the dog registration process to allow for a paperless online form.
- Launch of a new online payment tool (Pay Now) catering for payments to building and planning applications and 132, 337 Certificates.
- Environmental Health Food permit applications and annual renewal process has been consolidated into one form and able to be completed online.
- COVID-19 Ready Safety Plan and associated activities in place, minimising risk to customers and staff.
- Maintained dynamic staffing levels throughout COVID-19 shutdown periods with essential workers identified for at work premises and staff working from home.

ALDERMAN’S ALLOWANCES AND ENTITLEMENTS

Details of the full cost of entitlements and allowances paid to Aldermen are included in the appendices section.



CONTENTS

| | |
|---|-----------|
| Our mission and vision | 1 |
| Strategic goal areas | 2 |
| Welcome | 3 |
| Map | 4 |
| City profile | 5 |
| Mayor’s message | 6 |
| Council Aldermen | 8 |
| General Manager’s report | 10 |
| Organisational chart | 12 |
| Our services | 14 |
| 2020–21 highlights | 16 |
| A people city | 19 |
| A well-planned liveable city | 31 |
| A prosperous city | 39 |
| An environmentally responsible city | 43 |
| A creative and innovative city | 49 |
| Governance and leadership | 53 |
| Assets and resources | 57 |
| Financial management indicators | 62 |
| Financial statements | 65 |
| Notes to and forming part of the financial statements | 71 |
| Independent Auditor’s Report | 103 |
| Appendices | 107 |



ASSETS AND RESOURCES

GOAL: Clarence City Council will efficiently and effectively manage its financial, human and property resources to attain council’s strategic goals and meet its statutory obligations.



From left, Clarence City Council Mayor Alderman Doug Chipman, local resident and cyclist Brendon Breen, and Joint President of the Rotary Club of Bellerive Jill Gates with the newly installed bicycle repair station in Kangaroo Bay.

CONTENTS

| | |
|---|-----------|
| Our mission and vision | 1 |
| Strategic goal areas | 2 |
| Welcome | 3 |
| Map | 4 |
| City profile | 5 |
| Mayor’s message | 6 |
| Council Aldermen | 8 |
| General Manager’s report | 10 |
| Organisational chart | 12 |
| Our services | 14 |
| 2020–21 highlights | 16 |
| A people city | 19 |
| A well-planned liveable city | 31 |
| A prosperous city | 39 |
| An environmentally responsible city | 43 |
| A creative and innovative city | 49 |
| Governance and leadership | 53 |
| Assets and resources | 57 |
| Financial management indicators | 62 |
| Financial statements | 65 |
| Notes to and forming part of the financial statements | 71 |
| Independent Auditor’s Report | 103 |
| Appendices | 107 |

HIGHLIGHTS

Undertook a six-month review of budget performance to monitor the impact of COVID-19 on council’s financial performance.

Registered 10,507 dogs in Clarence.

Delivered food handler training to 268 people via the online portal First For Training.

Issued building permits for 425 residential buildings, 47 commercial buildings and 476 notifiable works.

Issued plumbing permits for 565 residential buildings, 59 commercial buildings and 246 Certificates of Likely Compliance.



■ Aerial photo looking toward Lindisfarne.

FINANCIAL MANAGEMENT

Council places strong reliance on its adopted Finance Strategy and its 10 Year Financial Management Plan to guide key financial decisions and monitor high-level outcomes. Other high-level plans, including council’s Strategic Plan and various asset management plans, inform the financial strategy and plans, ensuring consistency across the policy and planning framework adopted and implemented. Separate policies relating to associated areas of governance and business management – for example, risk management, rates and changes, and investment – provide for considered and structured outcomes. Council’s primary revenue source is from property rates, which provides a strong basis for long-term financial planning, significantly insulated from the effects of externalities such as government grants and returns from investment markets.

Significant actions during 2020-21 included:

- An unqualified audit opinion was issued by the Auditor-General.
- A six-month review of budget performance to monitor the impact of COVID-19 on council’s financial performance.
- The Annual Plan and Estimates for 2020-2021 reflective of the increasing demand on council services, influenced by the ongoing impact of the COVID-19 pandemic.
- The operating result and underlying result were favourable, notwithstanding the immediate financial impact of COVID-19.
- Financial risk was minimised through the systems of internal control, internal and external reporting and oversight of the Audit Panel.
- Commencement of the statutory review of council’s Long Term Financial Management Plan and supporting Financial Management Strategy.
- Progress against Annual Plan and estimates allocations was monitored by council through the formal quarterly reporting process.



CONTENTS

| | |
|---|-----------|
| Our mission and vision | 1 |
| Strategic goal areas | 2 |
| Welcome | 3 |
| Map | 4 |
| City profile | 5 |
| Mayor’s message | 6 |
| Council Aldermen | 8 |
| General Manager’s report | 10 |
| Organisational chart | 12 |
| Our services | 14 |
| 2020–21 highlights | 16 |
| A people city | 19 |
| A well-planned liveable city | 31 |
| A prosperous city | 39 |
| An environmentally responsible city | 43 |
| A creative and innovative city | 49 |
| Governance and leadership | 53 |
| Assets and resources | 57 |
| Financial management indicators | 62 |
| Financial statements | 65 |
| Notes to and forming part of the financial statements | 71 |
| Independent Auditor’s Report | 103 |
| Appendices | 107 |

MANAGEMENT AND STAFF RESOURCING

Conditions of employment

Council offers a comprehensive range of benefits and competitive remuneration entitlements which aim to provide a framework that is appropriate for the business, is transparent, and meets council’s commitment to attract and retain high performing, productive and engaged employees.

Recruitment and selection

Council is committed to recruitment and selection processes that are open, competitive, and based on merit. These processes are designed to support the achievement of council’s objectives and are critical to the success of council and the provision of services to the community.

Council is currently working to create a workforce development plan which will define the organisation’s journey forward from ‘where we are currently’ to ‘where we are heading’ so council can ensure it has the right people in the right place at the right time.

Training and development

Council continues to support employees through investing in their ongoing training and development. Council delivers programs which are focused on operational needs, work health and safety requirements, as well as professional development opportunities.

Council delivers an innovative traineeship program that provides opportunities for existing and new staff, including some programs that target youth within the city.

Work health and safety/ rehabilitation and compensation

Council is committed to preventing injury and illness by providing and maintaining a safe working environment. In March 2021, Clarence became one of the first local government bodies in Tasmania to achieve ISO 45001 accreditation. Council delivers a proactive employee assistance program to improve the wellbeing of staff. This includes rehabilitation interventions to assist in the safe return of injured employees to the workplace.

Industrial relations

Council complies with all industrial relations requirements.

STATUTORY AND LEGAL RESPONSIBILITIES

Public health

Educational programs and information to improve standards

Food handler training sessions were suspended for most of the year due to COVID-19. However, 268 people completed the online training through First For Training.

Compliance with the *Food Act 2003*

There were 39 new food business applications and 23 mobile food business applications received during the financial year. There were also 311 applications for renewal of registration of food businesses and 54 applications for renewal of registration of mobile food businesses.

Temporary food licences were issued to 109 food businesses operating at various events.

Regular inspections of food premises were undertaken throughout the year.

Immunisation program

Council continued to deliver the immunisation program at high schools in Clarence with vaccination of grade seven students for the Human Papilloma Virus (HPV) vaccine, diphtheria, tetanus and pertussis (whooping cough) and vaccinations of grade 10 students for meningococcal.

The fortnightly community clinics held at the Integrated Care Centre in Rosny Park continued to be well attended.

A total of 2,454 vaccinations were administered during 2020–21.



CONTENTS

| | |
|---|-----------|
| Our mission and vision | 1 |
| Strategic goal areas | 2 |
| Welcome | 3 |
| Map | 4 |
| City profile | 5 |
| Mayor’s message | 6 |
| Council Aldermen | 8 |
| General Manager’s report | 10 |
| Organisational chart | 12 |
| Our services | 14 |
| 2020–21 highlights | 16 |
| A people city | 19 |
| A well-planned liveable city | 31 |
| A prosperous city | 39 |
| An environmentally responsible city | 43 |
| A creative and innovative city | 49 |
| Governance and leadership | 53 |
| Assets and resources | 57 |
| Financial management indicators | 62 |
| Financial statements | 65 |
| Notes to and forming part of the financial statements | 71 |
| Independent Auditor’s Report | 103 |
| Appendices | 107 |



Environmental water sampling

Beach sampling continued on a weekly basis during the warmer months from December to March in line with the Derwent Estuary recreational water quality summer season program. No beaches were closed during the season.

Monthly out of season sampling of Howrah and Bellerive beaches was discontinued in 2021 due to advice from the Derwent Estuary Program and Department of Health that this was not worthwhile and there was a lack of interest from other councils in taking more samples outside the summer swimming season.

Ratings for three sampling sites at Howrah Beach were downgraded after the 2020-21 season, with Howrah Beach East and Howrah Beach Silwood both moving from a Good to Fair rating and Howrah Beach Salacia moving from Fair to Poor rating. A poor rating means that swimming is now not recommended along the middle section of beach. Beach signage was updated to reflect the new public health advice.

Forty-two stormwater samples were taken as part of the Howrah Beach catchment stormwater monitoring project and during rainfall events. Ammonia test kits were also used to eliminate the need for taking as many bacterial samples, and to provide instant results. TasWater undertook CCTV surveys and sewer re-lining of several areas that were identified through the stormwater investigation.

Water carrier permits

Twelve water carriers operating within Clarence were registered during the year.

Public health risk registration

Seven public health risk licences (e.g. tattooing/ear piercing) for businesses were issued during the year.

Nuisances that may impact on the health, wellbeing and safety of the community

Officers responded to 369 complaints during the year. This is an increase of 12 from the previous year. The complaints received related to noise (148), smoke nuisance (40), septic/onsite wastewater (24), litter (24), odour (24), dust, fume and gases (20), burning off (20), vermin (20), unhealthy/unsightly housing (18), chemical spills/discharge (10), other (5), water (3), lighting (3), asbestos (2), sharps (2), insect (2), pollution (2) and food (2).

ANIMAL MANAGEMENT

Nuisances regarding dogs

City Rangers responded to 647 complaints from the general public in relation to dogs. The complaints received related to dogs at large (439), dog attacks (95), barking dogs (65), other (33), dogs on beaches (11) and unregistered (4).

192 dogs were collected by City Rangers and taken to the Dogs’ Home during the year.

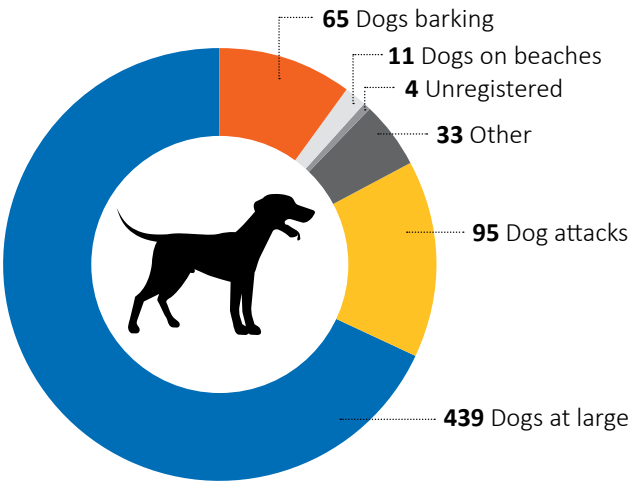
Responsible dog ownership

10,507 dogs were registered in Clarence during 2020-21.

401 infringement notices were issued to dog owners throughout the year. These related to unregistered dog (211), dog at large (122), dog not microchipped (47), dogs on beaches (12), dog attack (8), and other (1). This is an increase of 131 infringement notices when compared with last year.

Four editions of Dog News were sent to all registered dog owners to provide information on legislative updates, the Dog Management Policy review and articles relating to caring for your dog and being a responsible dog owner.

Dog complaints



CONTENTS

| | |
|---|-----------|
| Our mission and vision | 1 |
| Strategic goal areas | 2 |
| Welcome | 3 |
| Map | 4 |
| City profile | 5 |
| Mayor’s message | 6 |
| Council Aldermen | 8 |
| General Manager’s report | 10 |
| Organisational chart | 12 |
| Our services | 14 |
| 2020–21 highlights | 16 |
| A people city | 19 |
| A well-planned liveable city | 31 |
| A prosperous city | 39 |
| An environmentally responsible city | 43 |
| A creative and innovative city | 49 |
| Governance and leadership | 53 |
| Assets and resources | 57 |
| Financial management indicators | 62 |
| Financial statements | 65 |
| Notes to and forming part of the financial statements | 71 |
| Independent Auditor’s Report | 103 |
| Appendices | 107 |

Assistance to organisations that care for animals

Council provided annual funding to the Dogs’ Home to assist with the care of impounded dogs.

PARKING

City Rangers conducted regular patrols of public car parking in areas around Rosny, Bellerive, Lindisfarne, Richmond, and at major events held at Bellerive Oval. As a result, 3,844 infringements were issued during the year with the majority being for exceeding the time limit. This is an increase of 2,155 when compared with last year. Last financial year, rangers were redirected from parking patrol in the early stages of COVID-19 to other activities that provided support to the community. Parking patrols resumed in June 2020.

BUILDING AND PLUMBING

Building permit approvals

A total of 944 applications were lodged for building permits and notifiable works for new and additional works during the year. Of these, 425 were issued for residential buildings, 47 commercial buildings and 476 were notifiable works.

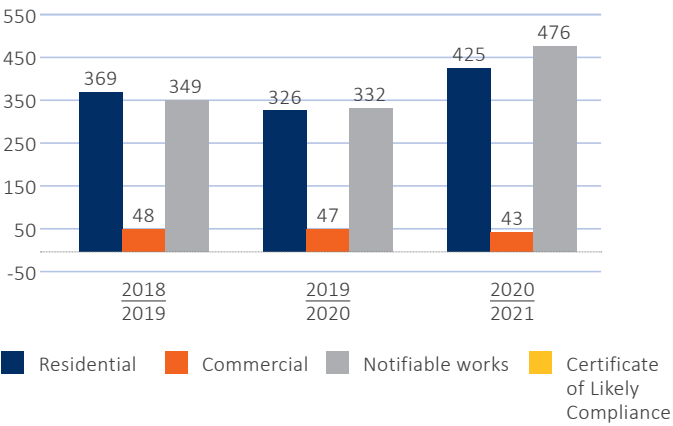
Plumbing permit approvals

A total of 870 applications were lodged for plumbing permits and Certificates of Likely Compliance for new and additional works during the year. Of these, permits were issued to 565 residential buildings, 59 commercial buildings and 246 Certificates of Likely Compliance.

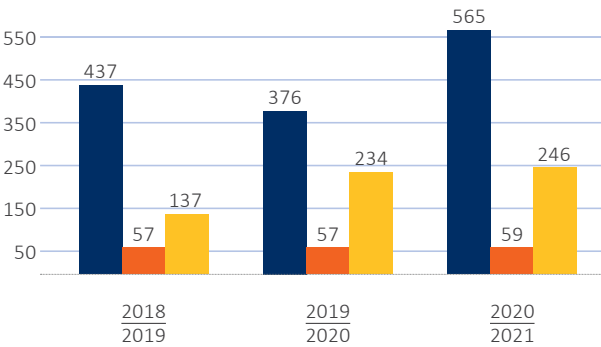


Clarence City Council Alderman John Peers and Clarence City Council Deputy Mayor Alderman Heather Chong at the launch of the electric vehicle charging station.

Building permits issued



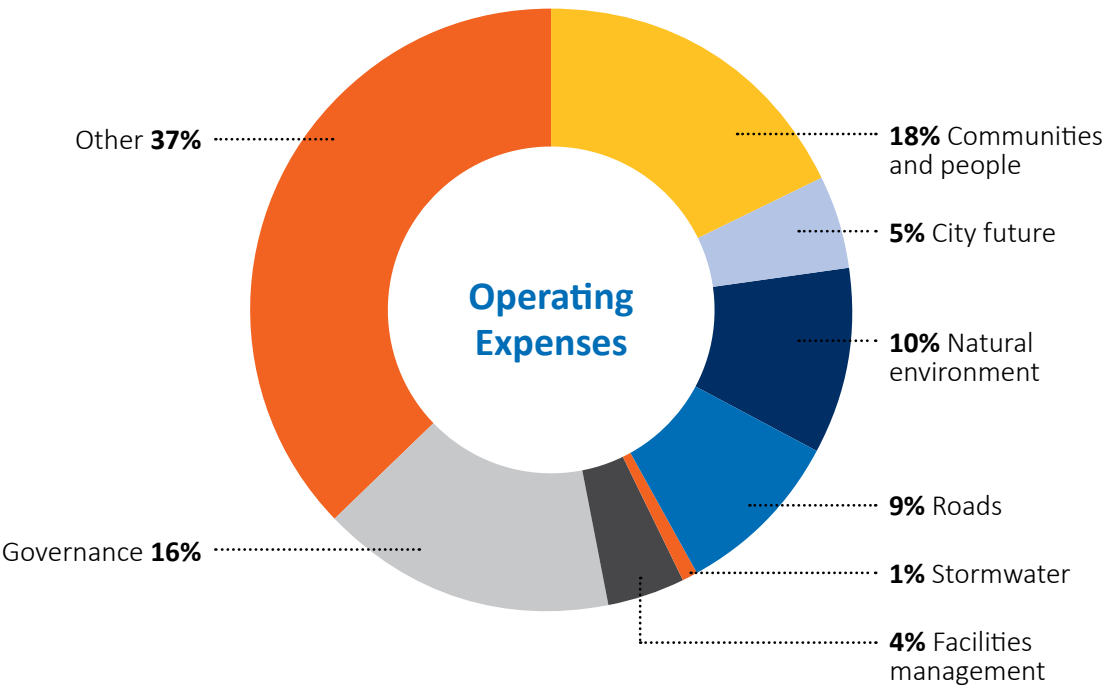
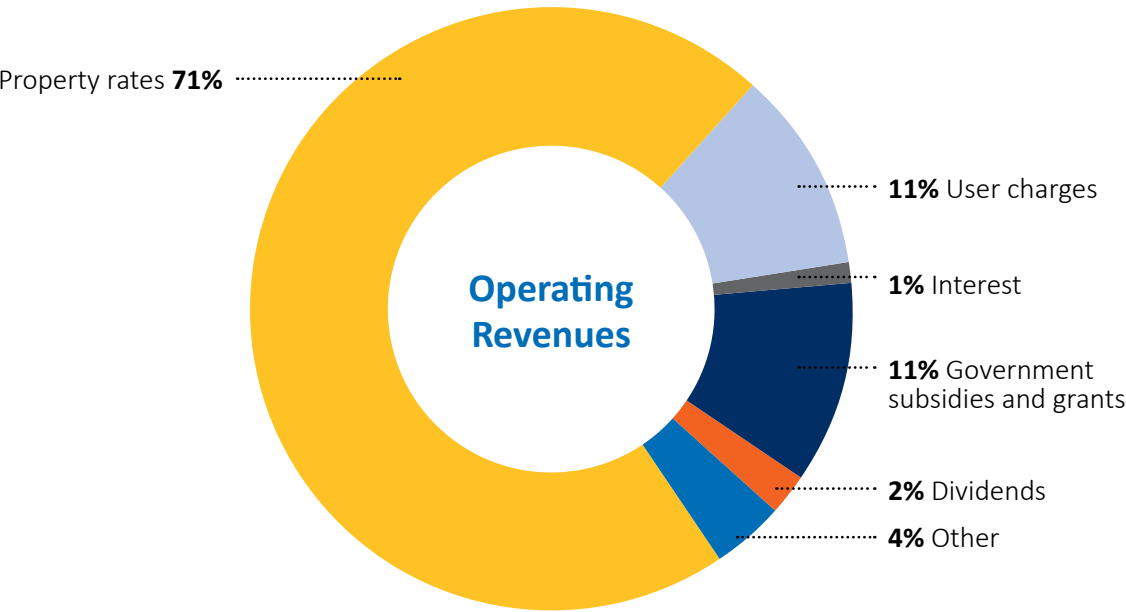
Plumbing permits issued



CONTENTS

| | |
|---|-----------|
| Our mission and vision | 1 |
| Strategic goal areas | 2 |
| Welcome | 3 |
| Map | 4 |
| City profile | 5 |
| Mayor’s message | 6 |
| Council Aldermen | 8 |
| General Manager’s report | 10 |
| Organisational chart | 12 |
| Our services | 14 |
| 2020–21 highlights | 16 |
| A people city | 19 |
| A well-planned liveable city | 31 |
| A prosperous city | 39 |
| An environmentally responsible city | 43 |
| A creative and innovative city | 49 |
| Governance and leadership | 53 |
| Assets and resources | 57 |
| Financial management indicators | 62 |
| Financial statements | 65 |
| Notes to and forming part of the financial statements | 71 |
| Independent Auditor’s Report | 103 |
| Appendices | 107 |

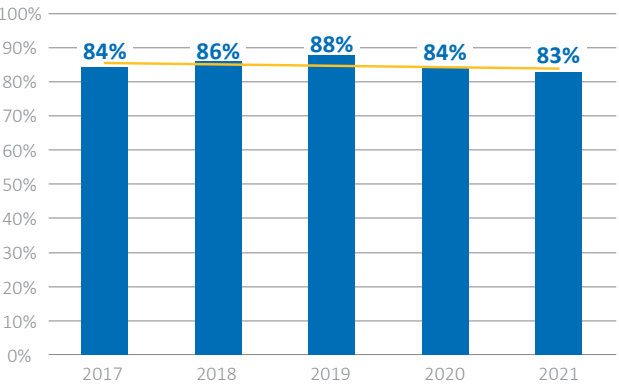
FINANCIAL MANAGEMENT INDICATORS



CONTENTS

| | |
|---|-----------|
| Our mission and vision | 1 |
| Strategic goal areas | 2 |
| Welcome | 3 |
| Map | 4 |
| City profile | 5 |
| Mayor’s message | 6 |
| Council Aldermen | 8 |
| General Manager’s report | 10 |
| Organisational chart | 12 |
| Our services | 14 |
| 2020–21 highlights | 16 |
| A people city | 19 |
| A well-planned liveable city | 31 |
| A prosperous city | 39 |
| An environmentally responsible city | 43 |
| A creative and innovative city | 49 |
| Governance and leadership | 53 |
| Assets and resources | 57 |
| Financial management indicators | 62 |
| Financial statements | 65 |
| Notes to and forming part of the financial statements | 71 |
| Independent Auditor’s Report | 103 |
| Appendices | 107 |

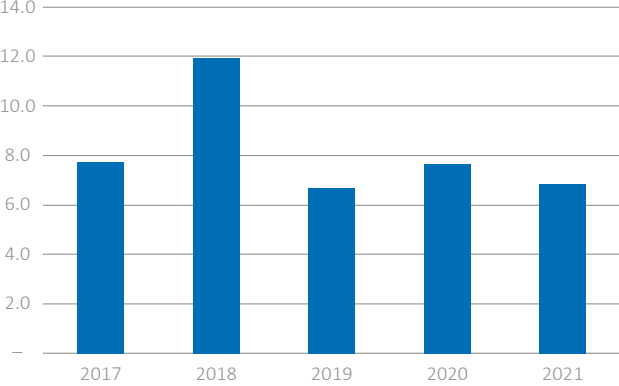
Net financial liabilities ratio



Net financial liabilities ratio

Net financial liabilities/Recurrent Income
This ratio indicates the net financial obligations of council compared to its recurrent income.
Auditor General Benchmark: > 0%
(within range of -50% to 0% is acceptable)

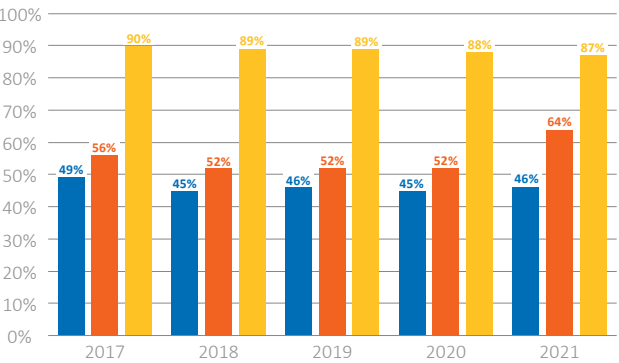
Underlying surplus ratio



Underlying surplus ratio

Underlying surplus/(deficit)/Recurrent Income
This ratio serves as an overall measure of financial operating effectiveness.
Auditor General Benchmark: >1.0

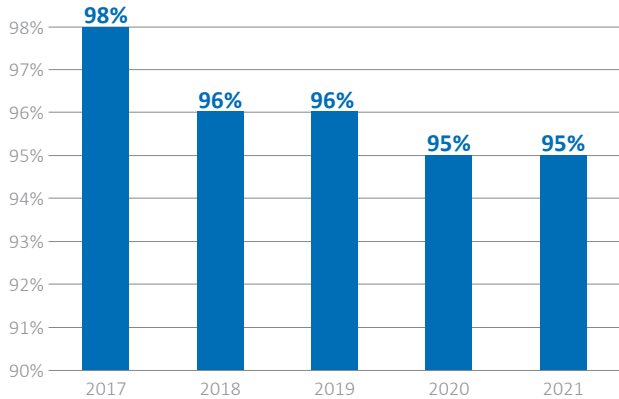
Asset consumption ratios



- Asset consumption ratio roads
- Asset consumption ratio stormwater
- Asset consumption ratio buildings

Depreciated replacement cost/Current replacement cost
This ratio indicates the level of service potential available in council's existing asset base based on accounting estimates.
Auditor General Benchmark: >60%

Asset renewal funding ratio



Asset renewal funding ratio

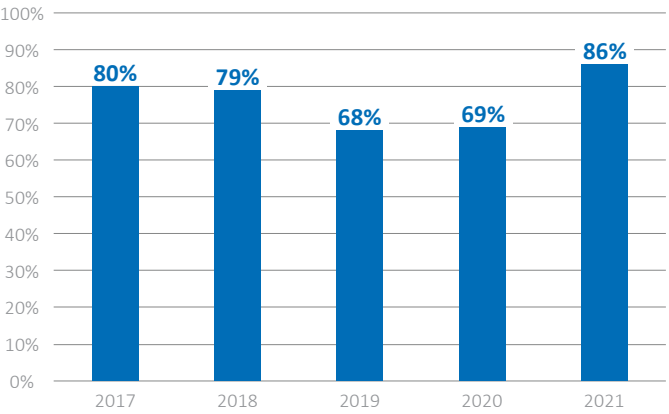
Projected capital outlays/Projected capital expenditure funding
This ratio measures council's capacity to fund future asset replacement requirements based on its 10 Year Financial Management Plan.
Auditor General Benchmark: 100%
(within range of 90% to 100% is acceptable)



CONTENTS

| | |
|---|-----------|
| Our mission and vision | 1 |
| Strategic goal areas | 2 |
| Welcome | 3 |
| Map | 4 |
| City profile | 5 |
| Mayor’s message | 6 |
| Council Aldermen | 8 |
| General Manager’s report | 10 |
| Organisational chart | 12 |
| Our services | 14 |
| 2020–21 highlights | 16 |
| A people city | 19 |
| A well-planned liveable city | 31 |
| A prosperous city | 39 |
| An environmentally responsible city | 43 |
| A creative and innovative city | 49 |
| Governance and leadership | 53 |
| Assets and resources | 57 |
| Financial management indicators | 62 |
| Financial statements | 65 |
| Notes to and forming part of the financial statements | 71 |
| Independent Auditor’s Report | 103 |
| Appendices | 107 |

Asset sustainability ratio



Asset sustainability ratio

*Capital outlays on replacement or renewal of existing assets/
Annual depreciation expense*

This ratio calculates the extent to which council is maintaining operating capacity through renewal of its existing asset base.

Auditor General Benchmark: 100%



■ Installation of path lights at the Clarendon Vale Community Park.



CONTENTS

| | |
|---|-----------|
| Our mission and vision | 1 |
| Strategic goal areas | 2 |
| Welcome | 3 |
| Map | 4 |
| City profile | 5 |
| Mayor’s message | 6 |
| Council Aldermen | 8 |
| General Manager’s report | 10 |
| Organisational chart | 12 |
| Our services | 14 |
| 2020–21 highlights | 16 |
| A people city | 19 |
| A well-planned liveable city | 31 |
| A prosperous city | 39 |
| An environmentally responsible city | 43 |
| A creative and innovative city | 49 |
| Governance and leadership | 53 |
| Assets and resources | 57 |
| Financial management indicators | 62 |
| Financial statements | 65 |
| Notes to and forming part of the financial statements | 71 |
| Independent Auditor’s Report | 103 |
| Appendices | 107 |

■ Roches Beach, Lauderdale.



CONTENTS

| | |
|---|-----------|
| Our mission and vision | 1 |
| Strategic goal areas | 2 |
| Welcome | 3 |
| Map | 4 |
| City profile | 5 |
| Mayor’s message | 6 |
| Council Aldermen | 8 |
| General Manager’s report | 10 |
| Organisational chart | 12 |
| Our services | 14 |
| 2020–21 highlights | 16 |
| A people city | 19 |
| A well-planned liveable city | 31 |
| A prosperous city | 39 |
| An environmentally responsible city | 43 |
| A creative and innovative city | 49 |
| Governance and leadership | 53 |
| Assets and resources | 57 |
| Financial management indicators | 62 |
| Financial statements | 65 |
| Notes to and forming part of the financial statements | 71 |
| Independent Auditor’s Report | 103 |
| Appendices | 107 |

FINANCIAL STATEMENTS FOR THE YEAR ENDED 30 JUNE 2021

The accompanying financial statements of Clarence City Council are in agreement with relevant accounts and records, and have been prepared in compliance with:

- Australian Accounting Standards; and
- Treasurer’s Instructions issued under the provisions of the *Local Government Act 1993*.

I believe that, in all material respects, the financial statements present a view which is consistent with my understanding of Clarence City Council’s:

- financial position as at 30 June 2021,
- financial performance for the year ended 30 June 2021; and
- cash flows for the year then ended.

At the date of signing this certification, I am not aware of any circumstances which would render the particulars included in the financial statements misleading or inaccurate.



Ian Nelson

GENERAL MANAGER
27 SEPTEMBER 2021



CONTENTS

| | |
|---|-----------|
| Our mission and vision | 1 |
| Strategic goal areas | 2 |
| Welcome | 3 |
| Map | 4 |
| City profile | 5 |
| Mayor's message | 6 |
| Council Aldermen | 8 |
| General Manager's report | 10 |
| Organisational chart | 12 |
| Our services | 14 |
| 2020–21 highlights | 16 |
| A people city | 19 |
| A well-planned liveable city | 31 |
| A prosperous city | 39 |
| An environmentally responsible city | 43 |
| A creative and innovative city | 49 |
| Governance and leadership | 53 |
| Assets and resources | 57 |
| Financial management indicators | 62 |
| Financial statements | 65 |
| Notes to and forming part of the financial statements | 71 |
| Independent Auditor's Report | 103 |
| Appendices | 107 |



STATEMENT OF COMPREHENSIVE INCOME FOR THE YEAR ENDED 30 JUNE 2021

| | NOTES | BUDGET* 2021 \$'000 | 2021 \$'000 | 2020 \$'000 |
|---|-------|---------------------------|----------------|----------------|
| CONTINUING OPERATIONS | | | | |
| Recurrent Income | | | | |
| Rates | 3 | 53,185 | 53,559 | 52,482 |
| User charges | 4 | 6,289 | 8,144 | 6,465 |
| Interest | 5 | 1,303 | 899 | 1,641 |
| Government subsidies | | 3,114 | 3,132 | 3,324 |
| Grants | 6 | 4,213 | 5,166 | 3,867 |
| Investment revenue from water corporation | 13 | - | 1,106 | 1,106 |
| Contributions of capital | | 355 | 1,186 | 611 |
| Other revenues from continuing activities | | 458 | 1,806 | 840 |
| Total recurrent income | 2 | 68,917 | 74,998 | 70,336 |
| Capital Income | | | | |
| Contribution and recognition of assets | 7 | - | 20,382 | 6,410 |
| Share of net result of associates accounted for using the equity method | 8 | - | 1,322 | 2,184 |
| Gain/(Loss) on retirement or disposal of assets | 9 | - | (2,058) | (1,606) |
| Total capital income | | - | 19,646 | 6,988 |
| Total Income | | 68,917 | 94,644 | 77,324 |
| Expenditure | | | | |
| Employee costs | | 20,480 | 19,555 | 19,455 |
| Depreciation | 10 | 14,505 | 14,612 | 14,901 |
| Materials | | 1,624 | 1,380 | 1,396 |
| Contracts | | 10,128 | 12,286 | 11,000 |
| Finance costs | 11 | - | 154 | 178 |
| State Government charges and levies | | 6,440 | 6,582 | 6,386 |
| Other expenses from continuing activities | 12 | 13,297 | 11,523 | 10,759 |
| Total Expenditure | 2 | 66,474 | 66,092 | 64,075 |
| SURPLUS/(DEFICIT) | | 2,443 | 28,552 | 13,249 |
| OTHER COMPREHENSIVE INCOME | | | | |
| Items that will not be reclassified to profit or loss | | | | |
| Fair value revaluation of fixed assets | 18 | - | 45,230 | 49,648 |
| Fair value revaluation investment in Water Corporation | 13 | - | 12,038 | (45,120) |
| | | - | 57,268 | 4,528 |
| COMPREHENSIVE SURPLUS/(DEFICIT) | | 2,443 | 85,820 | 17,777 |

* Budget information is not audited.

The above statement should be read in conjunction with accompanying notes.

CONTENTS

| | |
|---|-----------|
| Our mission and vision | 1 |
| Strategic goal areas | 2 |
| Welcome | 3 |
| Map | 4 |
| City profile | 5 |
| Mayor's message | 6 |
| Council Aldermen | 8 |
| General Manager's report | 10 |
| Organisational chart | 12 |
| Our services | 14 |
| 2020–21 highlights | 16 |
| A people city | 19 |
| A well-planned liveable city | 31 |
| A prosperous city | 39 |
| An environmentally responsible city | 43 |
| A creative and innovative city | 49 |
| Governance and leadership | 53 |
| Assets and resources | 57 |
| Financial management indicators | 62 |
| Financial statements | 65 |
| Notes to and forming part of the financial statements | 71 |
| Independent Auditor's Report | 103 |
| Appendices | 107 |



STATEMENT OF FINANCIAL POSITION AS AT 30 JUNE 2021

| | NOTES | 2021 \$'000 | 2020 \$'000 |
|--------------------------------------|-------|----------------|----------------|
| CURRENT ASSETS | | | |
| Cash and cash equivalents | 14,15 | 8,421 | 8,286 |
| Investments | 14,15 | 59,340 | 57,000 |
| Trade and other receivables | 15,16 | 9,818 | 7,542 |
| Prepayments | | 348 | 210 |
| Other | 17 | 197 | 366 |
| Total Current Assets | | 78,124 | 73,404 |
| NON-CURRENT ASSETS | | | |
| Land | 18,19 | 96,200 | 96,092 |
| Land under roads | 18,20 | 145,893 | 143,541 |
| Buildings | 18,21 | 30,085 | 28,660 |
| Roads | 18,22 | 215,692 | 206,626 |
| Waste management | 18,23 | 801 | 806 |
| Stormwater infrastructure | 18,24 | 157,936 | 105,822 |
| Plant, equipment and furniture | 18,25 | 2,995 | 2,062 |
| Parks and recreation equipment | 18,26 | 18,856 | 18,342 |
| Capital work in progress | 18 | 25,301 | 20,421 |
| Right of use assets | 27 | 2,232 | 2,632 |
| Trade and other receivables | 15,16 | 2,494 | 2,684 |
| Investment in associates | 8 | 8,984 | 7,662 |
| Investment in water corporation | 13,15 | 161,396 | 149,358 |
| Total Non-Current Assets | | 868,865 | 784,708 |
| TOTAL ASSETS | 2 | 946,989 | 858,112 |
| CURRENT LIABILITIES | | | |
| Trade and other payables | 28 | 1,861 | 2,074 |
| Trust funds and deposits | 29 | 4,535 | 3,926 |
| Interest bearing liabilities | 30 | 376 | - |
| Provisions | 31 | 4,381 | 4,405 |
| Lease liabilities | 32 | 881 | 884 |
| Contract liabilities | 33 | 1,877 | 1,025 |
| Total Current Liabilities | | 13,911 | 12,314 |
| NON-CURRENT LIABILITIES | | | |
| Interest bearing liabilities | 30 | 1,964 | - |
| Provisions | 31 | 631 | 709 |
| Lease liabilities | 32 | 1,536 | 1,962 |
| Total Non-Current Liabilities | | 4,131 | 2,671 |
| TOTAL LIABILITIES | | 18,042 | 14,985 |
| NET ASSETS | | 928,947 | 843,127 |
| EQUITY | | | |
| Accumulated surpluses | | 597,704 | 579,092 |
| Reserves | 34 | 331,243 | 264,035 |
| TOTAL EQUITY | | 928,947 | 843,127 |

The above statement should be read in conjunction with the accompanying notes.

CONTENTS

| | |
|---|-----------|
| Our mission and vision | 1 |
| Strategic goal areas | 2 |
| Welcome | 3 |
| Map | 4 |
| City profile | 5 |
| Mayor's message | 6 |
| Council Aldermen | 8 |
| General Manager's report | 10 |
| Organisational chart | 12 |
| Our services | 14 |
| 2020–21 highlights | 16 |
| A people city | 19 |
| A well-planned liveable city | 31 |
| A prosperous city | 39 |
| An environmentally responsible city | 43 |
| A creative and innovative city | 49 |
| Governance and leadership | 53 |
| Assets and resources | 57 |
| Financial management indicators | 62 |
| Financial statements | 65 |
| Notes to and forming part of the financial statements | 71 |
| Independent Auditor's Report | 103 |
| Appendices | 107 |

STATEMENT OF CHANGES IN EQUITY FOR THE YEAR ENDED 30 JUNE 2021

| | ACCUMULATED SURPLUS | | ASSET REVALUATION RESERVE (NOTE 34) | | FAIR VALUE RESERVE (NOTE 34) | | OTHER RESERVE (NOTE 34) | | TOTAL | |
|---|---------------------|----------------|-------------------------------------|----------------|------------------------------|-----------------|-------------------------|---------------|----------------|----------------|
| | 2021 \$'000 | 2020 \$'000 | 2021 \$'000 | 2020 \$'000 | 2021 \$'000 | 2020 \$'000 | 2021 \$'000 | 2020 \$'000 | 2021 \$'000 | 2020 \$'000 |
| Balance at beginning of the financial year | 579,092 | 564,503 | 277,936 | 228,288 | (51,209) | (6,089) | 37,306 | 38,879 | 843,125 | 825,585 |
| Adjustment due to AASB 16 adoption | - | (233) | - | - | - | - | - | - | - | (233) |
| Restated opening balance | 579,092 | 564,270 | 277,936 | 228,288 | (51,209) | (6,089) | 37,306 | 38,879 | 843,125 | 825,348 |
| Surplus for the year | 28,552 | 13,249 | - | - | - | - | - | - | 28,552 | 13,249 |
| Other comprehensive income | | | | | | | | | | |
| Fair value revaluation of fixed assets | - | - | 45,230 | 49,648 | - | - | - | - | 45,230 | 49,648 |
| Fair value revaluation water corporation | - | - | - | - | 12,038 | (45,120) | - | - | 12,038 | (45,120) |
| Transfers to reserves | (22,594) | (21,126) | - | - | - | - | 22,594 | 21,126 | - | - |
| Transfers from reserves | 12,654 | 22,699 | - | - | - | - | (12,654) | (22,699) | - | - |
| Balance at end of the financial year | 597,704 | 579,092 | 323,166 | 277,936 | (39,171) | (51,209) | 47,246 | 37,306 | 928,945 | 843,125 |

* Balances may vary due to rounding.

The above statement should be read in conjunction with accompanying notes.



CONTENTS

| | |
|---|-----------|
| Our mission and vision | 1 |
| Strategic goal areas | 2 |
| Welcome | 3 |
| Map | 4 |
| City profile | 5 |
| Mayor's message | 6 |
| Council Aldermen | 8 |
| General Manager's report | 10 |
| Organisational chart | 12 |
| Our services | 14 |
| 2020–21 highlights | 16 |
| A people city | 19 |
| A well-planned liveable city | 31 |
| A prosperous city | 39 |
| An environmentally responsible city | 43 |
| A creative and innovative city | 49 |
| Governance and leadership | 53 |
| Assets and resources | 57 |
| Financial management indicators | 62 |
| Financial statements | 65 |
| Notes to and forming part of the financial statements | 71 |
| Independent Auditor's Report | 103 |
| Appendices | 107 |

CASH FLOW STATEMENT FOR THE YEAR ENDED 30 JUNE 2021

| | NOTES | INFLOWS (OUTFLOWS) 2021 \$'000 | INFLOWS (OUTFLOWS) 2020 \$'000 |
|---|-------|---|---|
| CASH FLOWS FROM OPERATING ACTIVITIES | | | |
| Receipts | | | |
| Rates | | 52,710 | 50,698 |
| User charges (inclusive of GST) | | 8,334 | 6,837 |
| Interest received | | 1,056 | 1,986 |
| Government subsidies | | 3,132 | 3,324 |
| Government grants (inclusive of GST) | | 2,998 | 3,937 |
| Net GST refund (payment) | | 3,610 | 3,253 |
| Other (inclusive of GST) | | 2,427 | 2,545 |
| | | 74,267 | 72,580 |
| Payments | | | |
| Wages and salaries | | (19,549) | (19,047) |
| Finance costs | | (154) | (178) |
| Other (inclusive of GST) | | (34,313) | (32,448) |
| | | (54,016) | (51,673) |
| Net cash provided (used) by operating activities | 35 | 20,251 | 20,907 |
| CASH FLOWS FROM INVESTING ACTIVITIES | | | |
| Payments for property, plant and equipment | | (21,542) | (21,475) |
| Proceeds from sale of property, plant and equipment | | 3 | 7 |
| Investment in Term Deposits | | (2,340) | (6,959) |
| Net cash provided (used) by investing activities | | (23,879) | (28,427) |
| CASH FLOWS FROM FINANCING ACTIVITIES | | | |
| Receipt of borrowings | | 2,340 | - |
| Repayment of lease liabilities (principal repayments) | | (935) | (893) |
| Government grants- capital | | 2,168 | 930 |
| Loans repaid to (advanced by) council | | 190 | 28 |
| Net cash provided (used) by financing activities | | 3,763 | 65 |
| NET INCREASE (DECREASE) IN CASH AND CASH EQUIVALENTS | | 135 | (7,455) |
| Cash and cash equivalents at beginning of reporting period | | 8,286 | 15,741 |
| CASH AND CASH EQUIVALENTS AT END OF REPORTING PERIOD | 14 | 8,421 | 8,286 |
| Restrictions on Cash | 14 | | |
| Financing Arrangements | 30 | | |

The above statement should be read in conjunction with the accompanying notes.



CONTENTS

| | |
|--|-----------|
| Our mission and vision | 1 |
| Strategic goal areas | 2 |
| Welcome | 3 |
| Map | 4 |
| City profile | 5 |
| Mayor’s message | 6 |
| Council Aldermen | 8 |
| General Manager’s report | 10 |
| Organisational chart | 12 |
| Our services | 14 |
| 2020–21 highlights | 16 |
| A people city | 19 |
| A well-planned liveable city | 31 |
| A prosperous city | 39 |
| An environmentally responsible city | 43 |
| A creative and innovative city | 49 |
| Governance and leadership | 53 |
| Assets and resources | 57 |
| Financial management indicators | 62 |
| Financial statements | 65 |
| Notes to and forming part of the financial statements | 71 |
| Independent Auditor’s Report | 103 |
| Appendices | 107 |

NOTES TO AND FORMING PART OF THE FINANCIAL STATEMENTS

30 JUNE 2021

Introduction

The Clarence City Council was established as a *Local Government under the Local Government Act 1993*. Council’s main office is located at Bligh Street, Rosny Park.

The functions and powers of the council are prescribed by Section 20 of the *Local Government Act 1993* and include providing for the health, safety and welfare of the community; representing and promoting the interests of the community; providing for the peace, order and good government of the municipal area; and consulting, involving and being accountable to the community.

1. Summary of Significant Accounting Policies

a) Basis of Accounting

These financial statements are a general-purpose financial report that consists of the Statement of Comprehensive Income, Statement of Financial Position, Statement of Changes in Equity, Cash Flow Statement, and notes accompanying these financial statements. The general purpose financial report complies with Australian Accounting Standards, other authoritative pronouncements of the Australian Accounting Standards Board (AASB), and the *Local Government Act 1993* (as amended). Council has determined that it does not have profit generation as a prime objective. Consequently, where appropriate, council has elected to apply options and exemptions within accounting standards that are applicable to not-for-profit entities. As a result, this financial report does not fully comply with International Financial Reporting Standards.

This financial report has been prepared on the accrual and going concern basis.

All amounts are presented in Australian dollars and, unless stated, have been rounded to the nearest thousand dollars.

This financial report has been prepared under the historical cost convention, except where specifically stated in notes 13, 15, and 18 – 27.

Unless otherwise stated, all accounting policies are consistent with those applied in the prior year. Where appropriate, comparative figures have been amended to accord with current presentation, and disclosure has been made of any material changes to comparatives.

All entities controlled by council that have material assets or liabilities, such as Special Committees of Management, and material subsidiaries or joint ventures, have been included in this financial report. All transactions between these entities and council have been eliminated in full.

b) Use of Judgements and Estimates

In the application of accounting standards and other authoritative pronouncements of the AASB, council is required to make judgements, estimates and assumptions about carrying values of assets and liabilities that are not readily apparent from other sources. The estimates and associated assumptions are based on historical experience and various other factors that are believed to be reasonable under the circumstances, the results of which form the basis of making the judgements. Actual results may differ from these estimates.

The estimates and underlying assumptions are reviewed on an ongoing basis. Revisions to accounting estimates are recognised in the period in which the estimate is revised if the revision affects only that period, or in the period of the revision and future periods if the revision affects both current and future periods.

Council has made no assumptions concerning the future that may cause a material adjustment to the carrying amounts of assets and liabilities within the next reporting period. Judgements made by council that have significant effects on the financial report are disclosed in the relevant notes as follows:

Employee entitlements

Assumptions are used in determining council’s employee entitlement provisions. These assumptions are discussed in note 31.

Defined benefits superannuation fund obligations

Actuarial assumptions are used in determining council’s defined benefit superannuation fund obligations. These assumptions are discussed in note 38.

Fair value of property, plant and equipment

Assumptions and judgements are used in determining the fair value of council’s property, plant and equipment including assumptions about useful lives and depreciation

CONTENTS

| | |
|--|-----------|
| Our mission and vision | 1 |
| Strategic goal areas | 2 |
| Welcome | 3 |
| Map | 4 |
| City profile | 5 |
| Mayor’s message | 6 |
| Council Aldermen | 8 |
| General Manager’s report | 10 |
| Organisational chart | 12 |
| Our services | 14 |
| 2020–21 highlights | 16 |
| A people city | 19 |
| A well-planned liveable city | 31 |
| A prosperous city | 39 |
| An environmentally responsible city | 43 |
| A creative and innovative city | 49 |
| Governance and leadership | 53 |
| Assets and resources | 57 |
| Financial management indicators | 62 |
| Financial statements | 65 |
| Notes to and forming part of the financial statements | 71 |
| Independent Auditor’s Report | 103 |
| Appendices | 107 |

1. Summary of Significant Accounting Policies (continued)

rates. These assumptions are discussed in notes 10 and 18 – 26.

Investment in water corporation

Assumptions used in determining council’s valuation of its investment in TasWater are discussed in note 13.

Investment in associates

Assumptions used in determining council’s valuation of its investment in associates are discussed in note 8.

c) Allocation Between Current and Non-Current

In the determination of whether an asset or liability is current or non-current, consideration is given to the time when each asset or liability is expected to be settled. The asset or liability is classified as current if it is expected to be settled within the next 12 months, being council’s operational cycle, or if council does not have an unconditional right to defer settlement of a liability for at least 12 months after the reporting date.

d) Taxation

Council is exempt from a range of taxation including Income Tax, however is liable for Fringe Benefits Tax, Payroll Tax and the Goods and Services Tax.

Goods and Services Tax (GST)

Income, expenses and assets have been recognised net of GST where that GST is recoverable from the Australian Taxation Office (ATO). Where an amount of GST is not recoverable from the ATO, it has been recognised as part of the cost of acquisition of an asset or part of an item of expense to which it relates. Receivables and payables have been stated with the amount of GST included. The net amount of GST recoverable from the ATO has been included as part of receivables.

Cash flows are included in the Cash Flow Statement on a gross basis. The GST component of cash flows arising from investing and financing activities which is recoverable from, or payable to, the ATO is classified as operating cash flows.

e) Impairment of Assets

At each reporting date, council reviews the carrying value of its assets to determine whether there is any indication that these assets have been impaired. If such an indication exists, the recoverable amount of the asset, being the higher of the asset’s fair value less costs to sell and value in use, is compared to the assets carrying value. Any excess of the assets carrying value over its recoverable amount is expensed to the Statement of Other Comprehensive Income, unless the asset is carried at the revalued amount, in which case the impairment loss is recognised directly against the revaluation reserve in respect of the same class of asset to the extent that the impairment loss does not exceed the amount in the revaluation surplus for that same class of asset. For non-cash generating assets of council such as roads, drains, public buildings and the like, value in use is represented by the deprival value of the asset approximated by its written down replacement cost.

f) Measurement of Fair Values

A number of the council’s accounting policies and disclosures require the measurement of fair values, for both financial and non-financial assets and liabilities. When measuring the fair value of an asset or liability the council uses market observable data as far as possible.

Assets measured at fair value are being used for their highest and best use, within the context of the operations of a Local Government entity. Within this context, restrictions exist on the nature and use of many council assets which limit the use to which those assets may otherwise be dedicated.

Fair values are categorised into different levels in a fair value hierarchy based on the inputs used in the valuation techniques as follows:

Level 1: quoted prices (unadjusted) in active markets for identical assets or liabilities.

Level 2: inputs other than quoted prices included in Level 1 that are observable for the asset or liability, either directly (i.e. as prices) or indirectly (i.e. derived from prices).

Level 3: inputs for the asset or liability that are not based on observable market data (unobservable inputs).



CONTENTS

| | |
|--|-----------|
| Our mission and vision | 1 |
| Strategic goal areas | 2 |
| Welcome | 3 |
| Map | 4 |
| City profile | 5 |
| Mayor’s message | 6 |
| Council Aldermen | 8 |
| General Manager’s report | 10 |
| Organisational chart | 12 |
| Our services | 14 |
| 2020–21 highlights | 16 |
| A people city | 19 |
| A well-planned liveable city | 31 |
| A prosperous city | 39 |
| An environmentally responsible city | 43 |
| A creative and innovative city | 49 |
| Governance and leadership | 53 |
| Assets and resources | 57 |
| Financial management indicators | 62 |
| Financial statements | 65 |
| Notes to and forming part of the financial statements | 71 |
| Independent Auditor’s Report | 103 |
| Appendices | 107 |

1. Summary of Significant Accounting Policies (continued)

If the inputs used to measure the fair value of an asset or a liability might be categorised in different levels of the fair value hierarchy, then the fair value measurement is categorised as the lowest level input that is significant to the entire measurement.

The council recognises transfers between levels of the fair value hierarchy at the end of the reporting period during which the change has occurred. Further information about assumptions made in measuring fair values is included in the following notes:

Note 13 Investment in Water Corporation

Note 15 Financial Instruments

Note 19 Non-Current Assets – Land

Note 20 Non-Current Assets – Land Under Roads

Note 21 Non-Current Assets – Buildings

Note 22 Non-Current Assets – Roads

Note 23 Non-Current Assets – Waste Management

Note 24 Non-Current Assets – Stormwater Infrastructure

Note 26 Non-Current Assets – Parks and Recreation Equipment

g) Contingent Assets, Contingent Liabilities and Commitments

Contingent assets and contingent liabilities are not recognised in the Statement of Financial Position, but are disclosed by way of a note and, if quantifiable, are measured at nominal value. Contingent assets and liabilities are presented inclusive of GST receivable or payable respectively.

Commitments are not recognised in the Statement of Financial Position. Commitments are disclosed at their nominal value inclusive of the GST payable.

These items, including accounting policies, are disclosed in notes 40, 42 and 36 respectively.

h) Adoption of new and amended accounting standards

In the current year, council has adopted all of the new and revised Standards and Interpretations issued by the Australian Accounting Standards Board that are relevant to its operations and effective for the current annual reporting period. These include:

i) AASB 2018-7 AASB 2018-7 Amendments to Australian Accounting Standards – Definition of Material

The amendments refine the definition of material in AASB 101 and are applicable for the year ended 30 June 2021. The amendments clarify the definition of material and includes guidance relating to obscuring information that could be reasonably expected to influence decisions of the primary users of the financial information. The amendments include additional guidance to the definition of material, gives it more prominence, and clarifies the explanation accompanying the definition of material. The adoption of the amendments has not had any significant impact on council.

Impact of applicable Australian Accounting Standards not yet operative

The council has not applied the following Australian Accounting Standards and Australian Accounting Interpretations that have been issued but are not yet effective. These will be applied from their operative dates:

i) AASB 2017-5 Amendments to Australian Accounting Standards – Effective Date of Amendments to AASB 10 and AASB 128 and Editorial Correction

Effective date 1 January 2022.

The amendments address and acknowledge inconsistency between the requirements in AASB10, and those in AASB128 (2011) in dealing with the sale or contribution of assets between an investor and its associate or joint venture.

The main consequence of the amendments is that a full gain or loss is recognised when a transaction involves a business (whether it is housed in a subsidiary or not). A partial gain or loss is recognised when a transaction involves assets that do not constitute a business, even if these assets are housed in a subsidiary.

Council will work through the above new standard in order to determine whether it may materially affect any of the amounts recognised in the financial statements. The above new standard may also impact certain information otherwise disclosed.

All other Australian accounting standards and interpretations with future effective dates are either not applicable to council’s activities or the possible impact on the financial statements has not yet been assessed.



CONTENTS

| | |
|--|-----------|
| Our mission and vision | 1 |
| Strategic goal areas | 2 |
| Welcome | 3 |
| Map | 4 |
| City profile | 5 |
| Mayor’s message | 6 |
| Council Aldermen | 8 |
| General Manager’s report | 10 |
| Organisational chart | 12 |
| Our services | 14 |
| 2020–21 highlights | 16 |
| A people city | 19 |
| A well-planned liveable city | 31 |
| A prosperous city | 39 |
| An environmentally responsible city | 43 |
| A creative and innovative city | 49 |
| Governance and leadership | 53 |
| Assets and resources | 57 |
| Financial management indicators | 62 |
| Financial statements | 65 |
| Notes to and forming part of the financial statements | 71 |
| Independent Auditor’s Report | 103 |
| Appendices | 107 |

2. Functions/Activities of the Municipality

a) Revenues, expenses and assets have been attributed to the following functions/activities.

Details of those functions/activities are set out in note 2(b).

| | COMMUNITIES & PEOPLE \$'000 | CITY FUTURE \$'000 | NATURAL ENVIRONMENT \$'000 | ROADS* \$'000 | STORMWATER \$'000 | FACILITIES MANAGEMENT \$'000 | GOVERNANCE \$'000 | UNCLASSIFIED/ GENERAL PURPOSE \$'000 | TOTAL \$'000 |
|--|-----------------------------------|--------------------------|----------------------------------|------------------|----------------------|------------------------------------|----------------------|--|-----------------|
| Expenses | 11,910 | 3,119 | 6,564 | 6,217 | 1,053 | 2,613 | 10,393 | 24,223 | 66,092 |
| 2019/20 Comparative | 11,790 | 2,728 | 5,232 | 6,592 | 1,069 | 2,572 | 9,594 | 24,497 | 64,075 |
| Revenues | 4,972 | 3,759 | 6,261 | 609 | 2,473 | 642 | 10,182 | 40,934 | 69,832 |
| Grants | 975 | - | 10 | 2,256 | 1,156 | 514 | 175 | 80 | 5,166 |
| Total Operating Revenues | 5,947 | 3,759 | 6,271 | 2,865 | 3,629 | 1,156 | 10,357 | 41,014 | 74,998 |
| 2019/20 Comparative | 6,667 | 2,596 | 5,439 | 1,781 | 3,442 | 1,033 | 11,444 | 37,935 | 70,336 |
| Change in net assets resulting from operations | (5,963) | 640 | (293) | (3,352) | 2,576 | (1,457) | (36) | 16,791 | 8,906 |
| 2019/20 Comparative | (5,124) | (132) | 207 | (4,812) | 2,374 | (1,540) | 1,850 | 13,438 | 6,261 |
| Assets | N/A | N/A | 801 | 361,585 | 157,936 | 126,285 | N/A | 300,382 | 946,989 |
| 2019/20 Comparative | N/A | N/A | 806 | 350,167 | 105,822 | 124,752 | N/A | 276,565 | 858,112 |

Rates have been attributed to functions where appropriate.
Balances may vary due to rounding.
* Roads includes land under roads

CONTENTS

Our mission and vision 1

Strategic goal areas 2

Welcome 3

Map 4

City profile 5

Mayor’s message 6

Council Aldermen 8

General Manager’s report 10

Organisational chart 12

Our services 14

2020–21 highlights 16

A people city 19

A well-planned liveable city 31

A prosperous city 39

An environmentally responsible city 43

A creative and innovative city 49

Governance and leadership 53

Assets and resources 57

Financial management indicators 62

Financial statements 65

Notes to and forming part of the financial statements 71

Independent Auditor’s Report 103

Appendices 107

2. Functions/Activities of the Municipality (continued)

b) The activities of the municipality are categorised into the following broad functions:

Communities and People

To create a safe and healthy community where all people can access services and participate in cultural, social and recreational activities; develop a community focal point and inform and consult with the community.

City Future

To assist the city to grow in line with community values and needs with regard to land use, economic development and tourism.

Natural Environment

To enhance and protect the city’s natural assets and prepare for the effective management of natural events or emergencies. To promote environmentally sustainable practices and appreciation of the natural environment. To collect and dispose of solid wastes generated within the city.

Roads

To provide roads, bridges, cycleways, footpaths, transport interchanges, vehicle parks, street lighting and traffic control systems to ensure the effective and safe movement of people and vehicles; the economic transport of goods and delivery of services; and the rapid deployment of emergency services within the city.

Stormwater

To protect life, property and community amenity by the effective collection and disposal of stormwater.

Facilities Management

To facilitate the provision of social infrastructure and community facilities which, within the capacity of council and the community to pay, meet the needs of residents, visitors, tourists and other stakeholders and which meet the regional responsibilities accepted by council.

Governance

To represent the community through Local Government leadership in a consistent, accountable and financially responsible manner. To provide clear and accountable leadership and strategic direction for the city and engage the community in council activities.

Unclassified/General Purpose

Transactions and assets not directly attributable to specific functions.

3. Rates Income

Rates are based on a property’s capital value. The Valuer-General last assessed capital value as at 1 July 2018.

| | NOTES | 2021 \$’000 | 2020 \$’000 |
|---------------------------|-------|----------------|----------------|
| Net rate revenue received | | 51,284 | 50,281 |
| Add back: Remissions | 12 | (2,275) | (2,201) |
| Rate revenue raised | | 53,559 | 52,482 |

Accounting policy – rates and charges

Council recognises revenue from rates and annual charges for the amount it is expected to be entitled to at the beginning of the rating period to which they relate, or when the charge has been applied. Rates and charges in advance are recognised as a financial liability until the beginning of the rating period to which they relate.

4. User Charges

| | NOTES | 2021 \$’000 | 2020 \$’000 |
|--------------------------|-------|----------------|----------------|
| Fees | | 4,879 | 3,970 |
| Rentals | | 678 | 685 |
| Special Committee income | 41 | 391 | 364 |
| Other | | 2,196 | 1,446 |
| | | 8,144 | 6,465 |

Accounting policy – user charges

Council recognises revenue from user fees and charges when or as the performance obligation is completed and the customer receives the benefit of the good/services being provided.



CONTENTS

| | |
|--|-----------|
| Our mission and vision | 1 |
| Strategic goal areas | 2 |
| Welcome | 3 |
| Map | 4 |
| City profile | 5 |
| Mayor's message | 6 |
| Council Aldermen | 8 |
| General Manager's report | 10 |
| Organisational chart | 12 |
| Our services | 14 |
| 2020–21 highlights | 16 |
| A people city | 19 |
| A well-planned liveable city | 31 |
| A prosperous city | 39 |
| An environmentally responsible city | 43 |
| A creative and innovative city | 49 |
| Governance and leadership | 53 |
| Assets and resources | 57 |
| Financial management indicators | 62 |
| Financial statements | 65 |
| Notes to and forming part of the financial statements | 71 |
| Independent Auditor's Report | 103 |
| Appendices | 107 |

5. Interest

| | 2021 \$'000 | 2020 \$'000 |
|------------------------------|----------------|----------------|
| Interest on financial assets | 469 | 1,192 |
| Interest on rates | 430 | 449 |
| | 899 | 1,641 |

Accounting policy – interest income

Interest is recognised progressively as it is earned.

6. Grants

| | 2021 \$'000 | 2020 \$'000 |
|--|----------------|----------------|
| Grants made by the State Grants Commission | 2,953 | 2,936 |

Capital grants made by Government:

| | | |
|--|--------------|--------------|
| Local Roads and Community Infrastructure | 1,301 | - |
| Roads to Recovery | 650 | 650 |
| Meehan Range Mountain Bike Track | 14 | - |
| Breakwater | 175 | - |
| Bayview Park Kayak Launch | 28 | - |
| Blackspot | - | 155 |
| Clarence Plains Reimaging | - | 5 |
| South Arm Skate Park | - | 50 |
| Multiuser Path Montagu Bay | - | 70 |
| | 5,121 | 3,866 |

Operating grants made by Government:

| | | |
|---------------------------|--------------|--------------|
| Australia Day Activities | 12 | - |
| Operation Bounce Back | 10 | 10 |
| Jazz Festival | 5 | - |
| Vibrance Project | 18 | - |
| Arts Limekiln Pt Landcare | - | 2 |
| Suburbs in Between | - | 9 |
| Help to Health* | - | (25) |
| Community Services | - | 5 |
| | 5,166 | 3,867 |

The Australian Commonwealth Government provides untied Financial Assistance Grants to council for general purpose use and for the provision of local roads. Council recognises these grants as revenue when it receives the funds and obtains control. In both years the Commonwealth made early payment of the first two quarterly instalments for the following year. The early receipt of instalments resulted in Commonwealth Governments Financial Assistance Grants being above that originally budgeted in 2020/21 by \$1.53 million (2019/20: \$1.51 million). Due to advance payment of a similar amount being made in consecutive years, the net impact on the 2020/21 operating surplus is immaterial. These variations in payment dates represent timing differences only; the total amount to be received by council over the affected periods has not changed as a result of this timing difference.

* During the 2019/20 year council returned \$50,000 in unspent funding in accordance with the grant reporting and acquittal process, which was in excess of the amount of funding allocated in the financial year.

Accounting policy – grant income

Council recognises untied grant revenue and those without performance obligations when received. In cases where funding includes specific performance obligations or is to acquire or construct a recognisable non-financial asset, a liability is recognised for funds received in advance and income is recognised as the obligations are fulfilled.

7. Contribution and Recognition of Assets

Contributions and recognition of assets are made up of the following categories:

| | 2021 \$'000 | 2020 \$'000 |
|--|----------------|----------------|
| Contributions of assets arising from subdivision of land | 20,382 | 6,410 |
| | 20,382 | 6,410 |

Accounting policy – income from contribution and recognition of assets

Council recognises contributions without performance obligations when received. In cases where the contribution is for a specific purpose to acquire or construct a recognisable non-financial asset, a liability is recognised for funds received in advance and income is recognised as the obligations are fulfilled.



CONTENTS

| | |
|--|-----------|
| Our mission and vision | 1 |
| Strategic goal areas | 2 |
| Welcome | 3 |
| Map | 4 |
| City profile | 5 |
| Mayor's message | 6 |
| Council Aldermen | 8 |
| General Manager's report | 10 |
| Organisational chart | 12 |
| Our services | 14 |
| 2020–21 highlights | 16 |
| A people city | 19 |
| A well-planned liveable city | 31 |
| A prosperous city | 39 |
| An environmentally responsible city | 43 |
| A creative and innovative city | 49 |
| Governance and leadership | 53 |
| Assets and resources | 57 |
| Financial management indicators | 62 |
| Financial statements | 65 |
| Notes to and forming part of the financial statements | 71 |
| Independent Auditor's Report | 103 |
| Appendices | 107 |



8. Investment in Associates

Council has an interest in the Copping Refuse Disposal Site Joint Authority (CRDSJA). It uses the equity method to account for its interest. Council controls 45% (2019/20: 45%) of the Authority's votes. Council's share of the Authority's net assets is fixed at 48% or \$7,476,368 (2019/20: 48% or \$6,255,020).

The CRDSJA is located in Australia. Its principal activity is to operate a landfill.

The following information is provided in relation to the CRDSJA:

| | 2021 \$'000 | 2020 \$'000 |
|--|----------------|----------------|
| Total assets | 38,577 | 34,951 |
| Total liabilities | (21,142) | (20,161) |
| Minority interest | (1,859) | (1,759) |
| Revenue | (11,294) | (13,854) |
| Profit (loss) after income tax expense | 1,299 | 3,531 |
| Council's share of profit (loss) after income tax expense* | 575 | 1,617 |
| Council's share of income tax expense | (287) | (693) |
| Council's share of prior year adjustments* | 80 | 43 |
| Council's share of income tax equivalents * | 566 | 394 |

* Amount included in Statement of Comprehensive Income

Council has an interest in C Cell Pty Ltd as Trustee (Trust). It uses the equity method to account for its interest. Council owns 32% (2019/20: 32%) of the Trust's issued units. Council's share of the Trust's assets is also 32% or \$1,496,228 (2019/20: 32% or \$1,406,979).

The Trust is located in Australia; its principal activity is to operate a hazardous landfill cell.

The following financial information is provided in relation to the Trust:

| | 2021 \$'000 | 2020 \$'000 |
|--|----------------|----------------|
| Total assets | 10,925 | 7,654 |
| Total liabilities | (6,213) | (3,257) |
| Revenue | 886 | 1,013 |
| Profit (loss) | 287 | 406 |
| Council's share of profit (loss) * | 92 | 130 |
| Council's share of prior year adjustment * | 9 | - |

* Amount included in Statement of Comprehensive Income

Accounting policy – accounting for investments in associates

Council's investment in associates is accounted for by the equity method because council has the ability to influence rather than control the operations of these entities. The investment is initially recorded at the cost of acquisition, and subsequently adjusted for post-acquisition changes in council's share of the net assets of the entities. Council's share of the financial result of the entities is recognised in the Statement of Comprehensive Income.

9. Gain/Loss on Retirement or Disposal of Non-Current Assets

| | 2021 \$'000 | 2020 \$'000 |
|--|----------------|----------------|
| Net proceeds on disposal of non-current assets | 3 | 7 |
| Carrying amount of non-current assets disposed | (2,061) | (1,613) |
| Profit (loss) on disposal | (2,058) | (1,606) |

Accounting policy – gain/loss on retirement or disposal of non-current assets

Gain or loss on disposal of an asset is determined when control of the asset has irrevocably passed to the buyer.

10. Depreciation

Depreciation was charged in respect of:

| | 2021 \$'000 | 2020 \$'000 |
|--------------------------------|----------------|----------------|
| Buildings | 369 | 338 |
| Roads | 9,056 | 9,121 |
| Stormwater infrastructure | 2,470 | 2,767 |
| Waste management | 5 | 5 |
| Plant, equipment and furniture | 698 | 727 |
| Parks and recreation equipment | 1,107 | 1,030 |
| Right of use assets | 907 | 914 |
| | 14,612 | 14,901 |

Accounting policy – depreciation

Expenses are recognised in the Statement of Comprehensive Income when a decrease in future economic benefits related to a decrease in asset or an increase of a liability has arisen that can be measured reliably.

All non-current assets having a limited useful life are systematically depreciated over their useful lives in a manner that reflects the consumption of the service potential embodied in those assets. Estimates of

CONTENTS

| | |
|--|-----------|
| Our mission and vision | 1 |
| Strategic goal areas | 2 |
| Welcome | 3 |
| Map | 4 |
| City profile | 5 |
| Mayor's message | 6 |
| Council Aldermen | 8 |
| General Manager's report | 10 |
| Organisational chart | 12 |
| Our services | 14 |
| 2020–21 highlights | 16 |
| A people city | 19 |
| A well-planned liveable city | 31 |
| A prosperous city | 39 |
| An environmentally responsible city | 43 |
| A creative and innovative city | 49 |
| Governance and leadership | 53 |
| Assets and resources | 57 |
| Financial management indicators | 62 |
| Financial statements | 65 |
| Notes to and forming part of the financial statements | 71 |
| Independent Auditor's Report | 103 |
| Appendices | 107 |



10. Depreciation (continued)

remaining useful lives and residual values are made on a regular basis. Depreciation is recognised on a straight-line basis.

Where assets have separate identifiable components that are subject to regular replacement, these components are assigned distinct useful lives and remaining values and a separate depreciation rate is determined for each component. Land, land under roads, artwork and road earthwork assets are not depreciated on the basis that they are assessed as not having a limited useful life.

Asset lives of parks and recreation assets were considered during review of council's Asset Management Plan. Lives of some parks and recreation assets were changed to reflect longer expected useful lives.

Major depreciation periods used are listed below, and are consistent with the prior year unless otherwise stated:

| | YEARS |
|--------------------------------|---------|
| Roads | |
| Road seal | 13-50 |
| Road pavement | 70 |
| Bridges | 80 |
| Footpaths | 15- 60 |
| Parks and recreation equipment | 10- 100 |
| Plant, equipment and furniture | 10 |
| Stormwater infrastructure | 100 |
| Waste management | 15 |
| Buildings | 100 |
| Right of use assets | 2- 10 |

11. Finance Costs

| | 2021 \$'000 | 2020 \$'000 |
|-----------------------------|----------------|----------------|
| Bank overdraft charges | 2 | 3 |
| Interest- lease liabilities | 152 | 175 |
| | 154 | 178 |

Accounting policy - finance costs

Finance costs are expensed as incurred using the effective interest method. Finance costs include interest on bank overdrafts, borrowings and leases.

12. Other Expenses

| | NOTES | 2021 \$'000 | 2020 \$'000 |
|------------------------------------|-------|----------------|----------------|
| Other expenses includes: | | | |
| Rate remissions | 3 | 2,275 | 2,201 |
| Less rate remission subsidies | | (1,972) | (1,909) |
| Net rate remissions | | 303 | 292 |
| Electricity | | 1,038 | 1,357 |
| Insurance | | 915 | 857 |
| External Auditor- Tas Audit Office | | 48 | 59 |
| External Auditor- Other | | 9 | 10 |
| Aldermen's allowances | | 460 | 455 |
| Lease payments | | 626 | 531 |
| Low-value leases | | 135 | 147 |
| Volunteer services | | 1,631 | 431 |
| Family Day Care fee relief | | 1,483 | 1,593 |
| Community Services support | | 122 | 114 |
| Corporate support | | 1,703 | 1,478 |
| Policy and promotion | | 744 | 664 |
| External plant hire | | 466 | 459 |
| Special Committees expenses | 41 | 403 | 428 |
| Other | | 1,437 | 1,885 |
| | | 11,523 | 10,759 |

Accounting policy – expenses

Expenses are recognised in the Statement of Comprehensive Income when a decrease in future economic benefits related to a decrease in an asset or an increase in a liability has arisen that can be reliably measured.

13. Water Corporation

| | 2021 \$'000 | 2020 \$'000 |
|--|----------------|----------------|
| Investment revenue from water corporation | | |
| Dividend revenue | 1,106 | 927 |
| Tax equivalent | - | 179 |
| | 1,106 | 1,106 |

This revenue is recognised when council's right to receive it is established.

Fair value revaluation investment in water corporation

| | | |
|---|----------------|----------------|
| Opening balance 1 July | 149,358 | 194,478 |
| Total gains/(losses) recognised as other comprehensive income | 12,038 | (45,120) |
| Closing balance 30 June | 161,396 | 149,358 |

CONTENTS

| | |
|--|-----------|
| Our mission and vision | 1 |
| Strategic goal areas | 2 |
| Welcome | 3 |
| Map | 4 |
| City profile | 5 |
| Mayor’s message | 6 |
| Council Aldermen | 8 |
| General Manager’s report | 10 |
| Organisational chart | 12 |
| Our services | 14 |
| 2020–21 highlights | 16 |
| A people city | 19 |
| A well-planned liveable city | 31 |
| A prosperous city | 39 |
| An environmentally responsible city | 43 |
| A creative and innovative city | 49 |
| Governance and leadership | 53 |
| Assets and resources | 57 |
| Financial management indicators | 62 |
| Financial statements | 65 |
| Notes to and forming part of the financial statements | 71 |
| Independent Auditor’s Report | 103 |
| Appendices | 107 |

13. Water Corporation (continued)

Accounting policy – investment assets

As council’s investment in TasWater is held for long-term strategic purposes, council has elected under AASB 9: *Financial Instruments* to irrevocably classify this equity investment as designated as fair value through other comprehensive income. Subsequent changes in fair value on designated investments in equity instruments are recognised in other comprehensive income (for Fair Value Reserve, refer note 34) and not reclassified through the profit or loss when derecognised. Dividends associated with the equity investments are recognised in profit and loss when the right of payment has been established and it can be reliably measured.

Fair value was determined using council’s ownership interest against the water corporation’s net asset value at balance date. At 30 June 2021, council holds a 10.24% (2019/20: 10.35%) ownership interest in TasWater which is based on Schedule 2 of the Corporation’s Constitution which reflects the council’s voting rights.

TasWater and State Government memorandum of understanding

On 1 May 2018 the Water Corporation (TasWater) and the State Government announced a memorandum of understanding under which the State Government will inject \$20 million per year for the next 10 years into TasWater and in return will become a shareholder of TasWater. As a shareholder the State Government will not receive any dividend distributions. The partnership provides for a reduction in forecast price increases, accelerated infrastructure upgrades and a joint focus on major projects. As at the date of these financial statements, the owner councils and the State Government were working together on the nature of the future reforms.

14. Cash and Investments

| | 2021 \$'000 | 2020 \$'000 |
|--|----------------|----------------|
| Cash and Cash Equivalents | | |
| Cash at bank and on hand | (87) | 1,985 |
| Interest bearing deposits | 8,508 | 6,300 |
| | 8,421 | 8,286 |
| Investments | | |
| Current Investments | | |
| Interest bearing deposits | 59,340 | 57,000 |
| | | |
| Total Investments | 59,340 | 57,000 |
| | | |
| Total Cash and Investments | 67,761 | 65,286 |
| Unrestricted | 17,799 | 25,125 |
| Subject to external and/or internal restrictions | 49,962 | 40,160 |
| | 67,761 | 65,286 |

The following restrictions have been imposed by regulations or other externally or internally imposed requirements:

| | 2021 \$'000 | 2020 \$'000 |
|---|----------------|----------------|
| Accrued long service leave* | 2,714 | 2,851 |
| Unexpended specific purpose contributions** | 6,087 | 5,206 |
| Council discretionary reserves*** | 41,161 | 32,103 |
| | 49,962 | 40,160 |

* These monies have been set aside to fund long service leave payment obligations.

** These monies are required to be spent on public open space, car parking and community services.

*** These monies are set aside at the discretion of council and primarily represent funds for infrastructure renewal.

Accounting policy – cash and cash equivalents

Cash and cash equivalents are valued at face value. For the purposes of the Statement of Cash Flows, cash and cash equivalents include cash on hand, deposits at call and other highly liquid investments with original maturities of three months or less, net of outstanding bank overdrafts.

Accounting policy – investments

Investments are valued at face value. For the purposes of the Statement of Cash Flows, investments include deposits placed with financial institutions with original maturities of greater than three months.



CONTENTS

| | |
|--|-----------|
| Our mission and vision | 1 |
| Strategic goal areas | 2 |
| Welcome | 3 |
| Map | 4 |
| City profile | 5 |
| Mayor's message | 6 |
| Council Aldermen | 8 |
| General Manager's report | 10 |
| Organisational chart | 12 |
| Our services | 14 |
| 2020–21 highlights | 16 |
| A people city | 19 |
| A well-planned liveable city | 31 |
| A prosperous city | 39 |
| An environmentally responsible city | 43 |
| A creative and innovative city | 49 |
| Governance and leadership | 53 |
| Assets and resources | 57 |
| Financial management indicators | 62 |
| Financial statements | 65 |
| Notes to and forming part of the financial statements | 71 |
| Independent Auditor's Report | 103 |
| Appendices | 107 |



15. Financial Instruments

a) Risk exposures

Credit risk:

Credit risk is the risk that a contracting entity will not complete its obligations under a financial instrument and cause council to make a financial loss. Council has exposure to credit risk on some financial assets included in our Statement of Financial Position, comprising of cash and cash equivalents, and trade and other receivables. Council's exposure to credit risk arises from potential default of the counterparty, with a maximum exposure equal to the carrying amount of these instruments.

There is no significant concentration of credit risk with any single debtor or group of debtors. Council generally trades with recognised, creditworthy third parties, and as such collateral is generally not requested, nor is it council's policy to securitise its trade and other receivables. Amounts owing in relation to rates are secured by a charge over the land to which the debts relate.

Council has a policy of diversifying investments and restricts investments to entities with Standard and Poor's long term credit ratings of BBB+ or better, or short term credit ratings of A.1 or better.

Council's credit risk is therefore low. There has been no significant change in council's exposure to or management of this risk since the previous period.

Market risk:

Market risk is the risk that the fair value or future cash flows of a financial instrument will fluctuate because of changes in market prices. Market risk comprises three types of risk, those being currency risk, interest rate risk and other price risk. Council's exposure to market risk is primarily through interest rate risk, with only insignificant exposure to price risk and no exposure to foreign currency risk. Management of these risks has not changed since the previous period.

Currency risk:

This is the risk that the fair value or future cash flows of a financial instrument will fluctuate because of changes in foreign exchange rates. Council has no exposure to currency risk.

Interest rate risk:

This is the risk that the fair value or future cash flows of a financial instrument will fluctuate because of changes in market interest rates. Council's financial instruments comprise cash and cash equivalents, receivables, payables and interest bearing liabilities. Its main exposure to this risk is through reduced returns on interest bearing deposits which are disclosed in Note 14 and in this note.

At balance date council had the following categories of financial assets and liabilities exposed to interest rate risk:

| 2021 | NOTE | EFFECTIVE (WEIGHTED) AVERAGE INTEREST RATE % | VARIABLE & FLOATING INTEREST RATE \$'000 | FIXED INTEREST RATE MATURITY | | | NON INTEREST BEARING \$'000 | TOTAL \$'000 |
|------------------------------|------|---|--|------------------------------|-----------------------|---------------------|--------------------------------------|-----------------|
| | | | | < 1 YEAR \$'000 | 1 - 5 YEARS \$'000 | > 5 YEARS \$'000 | | |
| Financial Assets | | | | | | | | |
| Cash and cash equivalents | 5,14 | 0.01 | 8,508 | - | - | - | (87) | 8,421 |
| Investments | 5,14 | 0.33 | - | 59,340 | - | - | - | 59,340 |
| Receivables incl rates* | 16 | 4.78 | - | 7,463 | - | 2,494 | 2,355 | 12,312 |
| Investment in TasWater | 13 | 0.00 | - | - | - | - | 161,396 | 161,396 |
| | | Total | 8,508 | 66,803 | - | 2,494 | 163,664 | 241,469 |
| Financial Liabilities | | | | | | | | |
| Creditors | 28 | - | - | - | - | - | 1,861 | 1,861 |
| Trust Funds and Deposits | 29 | - | - | - | - | - | 4,535 | 4,535 |
| Interest bearing liabilities | 30 | 1.46 | - | 376 | 1,964 | - | - | 2,340 |
| | | Total | - | 376 | 1,964 | - | 6,396 | 8,736 |

CONTENTS

| | |
|--|-----------|
| Our mission and vision | 1 |
| Strategic goal areas | 2 |
| Welcome | 3 |
| Map | 4 |
| City profile | 5 |
| Mayor's message | 6 |
| Council Aldermen | 8 |
| General Manager's report | 10 |
| Organisational chart | 12 |
| Our services | 14 |
| 2020–21 highlights | 16 |
| A people city | 19 |
| A well-planned liveable city | 31 |
| A prosperous city | 39 |
| An environmentally responsible city | 43 |
| A creative and innovative city | 49 |
| Governance and leadership | 53 |
| Assets and resources | 57 |
| Financial management indicators | 62 |
| Financial statements | 65 |
| Notes to and forming part of the financial statements | 71 |
| Independent Auditor's Report | 103 |
| Appendices | 107 |



15. Financial Instruments (continued)

| | NOTE | EFFECTIVE (WEIGHTED) AVERAGE INTEREST RATE % | VARIABLE & FLOATING INTEREST RATE \$'000 | FIXED INTEREST RATE MATURITY | | | NON INTEREST BEARING \$'000 | TOTAL \$'000 |
|------------------------------|------|---|--|------------------------------|-----------------------|---------------------|--------------------------------------|-----------------|
| | | | | < 1 YEAR \$'000 | 1 - 5 YEARS \$'000 | > 5 YEARS \$'000 | | |
| 2020 | | | | | | | | |
| Financial Assets | | | | | | | | |
| Cash and cash equivalents | 5,14 | 0.40 | 6,300 | - | - | - | 1,985 | 8,286 |
| Investments | 5,14 | 1.33 | - | 57,000 | - | - | - | 57,000 |
| Receivables incl rates* | 16 | 4.05 | - | 6,214 | - | 2,684 | 1,328 | 10,226 |
| Investment in TasWater | 13 | 0.00 | - | - | - | - | 149,358 | 149,358 |
| | | Total | 6,300 | 63,214 | - | 2,684 | 152,671 | 224,870 |
| Financial Liabilities | | | | | | | | |
| Creditors | 28 | - | - | - | - | - | 2,074 | 2,074 |
| Trust funds and deposits | 29 | - | - | - | - | - | 3,926 | 3,926 |
| Interest bearing liabilities | 30 | - | - | - | - | - | - | - |
| | | Total | - | - | - | - | 6,000 | 6,000 |

*Refer to note 16 for more information regarding ageing of receivables.

Exposure to this risk through cash and cash equivalents and investments is minimal. Council limits its exposure to this risk in relation to its interest bearing liabilities by staggering interest rate reset dates to ensure exposures are smoothed over time.

Taking into account past performance, future expectations, economic forecasts, and management's knowledge and experience of the financial markets, the council believes the following movements are 'reasonably possible' over the next 12 months:

– A parallel shift of +1% and -1% in market interest rates.

The following sensitivity analysis is based on interest rate risk exposures existing at balance date. It shows the effect of interest rate movements on the net result and equity.

| | 2021 \$'000 | 2020 \$'000 |
|-------------------|----------------|----------------|
| Net Result | | |
| +1% | 665 | 655 |
| -1% | (665) | (655) |
| Equity | | |
| +1% | 665 | 655 |
| -1% | (665) | (655) |

The movements in net result and equity are due to higher/lower interest rates relating to cash and cash equivalents. Changing interest rates do not affect interest paid in the short term as rates are generally fixed for periods of at least two years.

Other price risk:

This is the risk that the fair value or future cash flows of a financial instrument will fluctuate because of changes in market prices other than those arising from interest rate risk or currency risk, whether those changes are caused by factors specific to the individual financial instrument or its issuer, or factors affecting all similar financial instruments traded in the market. Council does not have any material exposure to this risk.

Liquidity risk:

This is the risk that council will encounter difficulty in meeting obligations associated with financial liabilities. Council's liquidity risk is immaterial. Its exposure to, or management of, this risk has not changed since the previous period.

CONTENTS

Our mission and vision 1

Strategic goal areas 2

Welcome 3

Map 4

City profile 5

Mayor’s message 6

Council Aldermen 8

General Manager’s report 10

Organisational chart 12

Our services 14

2020–21 highlights 16

A people city 19

A well-planned liveable city 31

A prosperous city 39

An environmentally responsible city 43

A creative and innovative city 49

Governance and leadership 53

Assets and resources 57

Financial management indicators 62

Financial statements 65

Notes to and forming part of the financial statements 71

Independent Auditor’s Report 103

Appendices 107

15. Financial Instruments (continued)

b) Net fair value

The aggregate net fair value of council’s financial assets and financial liabilities is as follows:

| | ACTUAL 2021 | | ACTUAL 2020 | |
|------------------------------|------------------------------|---------------------------------------|------------------------------|---------------------------------------|
| | CARRYING AMOUNT \$'000 | AGGREGATE NET FAIR VALUE \$'000 | CARRYING AMOUNT \$'000 | AGGREGATE NET FAIR VALUE \$'000 |
| Financial assets | | | | |
| Cash and cash equivalents | 8,421 | 8,421 | 8,286 | 8,286 |
| Investments | 59,340 | 59,340 | 57,000 | 57,000 |
| Investment water corporation | 161,396 | 161,396 | 149,358 | 149,358 |
| Receivables | 12,312 | 12,312 | 10,226 | 10,226 |
| Total | 241,469 | 241,469 | 224,870 | 224,870 |
| Financial liabilities | | | | |
| Payables | 1,861 | 1,861 | 2,074 | 2,074 |
| Trust funds and deposits | 4,535 | 4,535 | 3,926 | 3,926 |
| Interest bearing liabilities | 2,340 | 2,340 | - | - |
| Lease liability | 2,417 | 2,417 | 2,846 | 2,846 |
| Total | 11,153 | 11,153 | 8,846 | 8,846 |

Aggregate net fair value is calculated using a discount rate equal to the average of mid rates of Commonwealth Government securities maturing on or near 30 June each year for the next 10 years.

| Financial assets | FAIR VALUE HIERARCHY | VALUATION TECHNIQUE | NOTE | INPUTS USED |
|---------------------------------|-------------------------|---|------|--|
| Cash and cash equivalents | Level 1 | Carrying amounts are a reasonable approximation of fair value. | 14 | Carrying amounts. |
| Investments | Level 1 | Carrying amounts are a reasonable approximation of fair value. | 14 | Carrying amounts. |
| Investment in water corporation | Level 3 | Application of council's ownership interest to the corporation's net asset value at balance date. | 13 | Council's ownership interest. The corporation's net asset value at balance date. |
| Receivables | Level 3 | Carrying amounts are a reasonable approximation of fair value. | 16 | Carrying amounts. |
| Financial liabilities | | | | |
| Payables | Level 3 | Carrying amounts are a reasonable approximation of fair value. | 28 | Carrying amounts. |
| Trust funds and deposits | Level 3 | Carrying amounts are a reasonable approximation of fair value. | 29 | Carrying amounts. |
| Interest bearing liabilities | Level 1 | Carrying amounts are a reasonable approximation of fair value. | 30 | Carrying amounts. |
| Lease liability | Level 3 | Carrying amounts are a reasonable approximation of fair value. | 32 | Carrying amounts. |



CONTENTS

| | |
|--|-----------|
| Our mission and vision | 1 |
| Strategic goal areas | 2 |
| Welcome | 3 |
| Map | 4 |
| City profile | 5 |
| Mayor’s message | 6 |
| Council Aldermen | 8 |
| General Manager’s report | 10 |
| Organisational chart | 12 |
| Our services | 14 |
| 2020–21 highlights | 16 |
| A people city | 19 |
| A well-planned liveable city | 31 |
| A prosperous city | 39 |
| An environmentally responsible city | 43 |
| A creative and innovative city | 49 |
| Governance and leadership | 53 |
| Assets and resources | 57 |
| Financial management indicators | 62 |
| Financial statements | 65 |
| Notes to and forming part of the financial statements | 71 |
| Independent Auditor’s Report | 103 |
| Appendices | 107 |

15. Financial Instruments (continued)

c) Accounting Policies

Accounting policies in respect of financial assets and financial liabilities are disclosed in the notes related to those assets and liabilities.

Except for loan borrowings, the carrying amounts of financial assets and liabilities recorded in the financial statements represent their respective fair values.

Council classifies its investments as:

Receivables: non-derivative financial assets with fixed or determinable payments (including receivables and term deposits) that are not quoted in an active market. They arise when council provides money, goods or services directly to a debtor with no intention of selling the receivable. They are included as current receivables, except for those with maturities greater than 12 months after the balance sheet date which are classified as non-current receivables.

Investment in associates: Council’s share of the movement in the net assets of its associates between balance dates is recognised in the income statement each year as capital income (refer note 8).

Equity instrument at fair value through other comprehensive income: Dividends are recognised in profit or loss. Any unrealised gains and losses on holdings at balance date are recognised each year through other comprehensive income to a Fair Value Reserve (refer note 34).

d) Terms and conditions

There are no terms and conditions associated with financial assets or financial liabilities which may significantly affect the amount, timing or certainty of future cash flows.

e) Fair value measurements recognised in the balance sheet

Council’s investment in the Water Corporation is measured at fair value, and is classified as a Level 3. Its classification has not changed from the prior year. This investment is not subject to credit or market risks. A reconciliation of movements in the fair value of this asset is included in Note 13.

Council also measures property, infrastructure, plant and equipment at fair value, inclusive of:

- Land
- Buildings
- Roads
- Bridges
- Parks and recreation equipment
- Other infrastructure

16. Trade and other receivables

| | 2021 \$’000 | 2020 \$’000 |
|--|----------------|----------------|
| Current | | |
| Rates receivable | 7,225 | 5,524 |
| Other debtors | 2,593 | 2,017 |
| Total | 9,818 | 7,542 |
| Non-Current | | |
| Loan to C Cell Pty Ltd | 2,239 | 2,400 |
| Construction contribution – Cricket Tasmania | 255 | 284 |
| Total | 2,494 | 2,684 |
| Total trade and other receivables | 12,312 | 10,226 |

The ageing analysis of receivables is as follows:

| | | |
|---------------------------|--------------|--------------|
| 0-30 days | 2,571 | 2,109 |
| 31-60 days | - | - |
| 61-90 days (not impaired) | - | - |
| +91 days (not impaired) | 7,247 | 5,433 |
| | 9,818 | 7,542 |

Certain amounts raised by way of rates equivalents (which are not a charge on the land) in respect of Hobart International Airport (HIAPL) are subject to dispute which had not been resolved at balance date. The amount raised but unpaid at 30 June 2021 was \$4,027,610 (30 June 2020: \$3,171,551). This matter was heard in the Federal Court of Australia and a judgement handed down on 24 September 2019 in favour of the Hobart International Airport. This decision was appealed by council, and on 6 August 2020 the Full Court of the Federal Court of Australia handed down a decision to



CONTENTS

Our mission and vision 1

Strategic goal areas 2

Welcome 3

Map 4

City profile 5

Mayor’s message 6

Council Aldermen 8

General Manager’s report 10

Organisational chart 12

Our services 14

2020–21 highlights 16

A people city 19

A well-planned liveable city 31

A prosperous city 39

An environmentally responsible city 43

A creative and innovative city 49

Governance and leadership 53

Assets and resources 57

Financial management indicators 62

Financial statements 65

Notes to and forming part of the financial statements 71

Independent Auditor’s Report 103

Appendices 107

16. Trade and other receivables (continued)

allow the appeal, with the matter referred back to the Federal Court of Australia for a final determination at a future time. However, HIAPL has appealed the Full Court decision to the High Court of Australia. This appeal was due to be heard in August 2021, but has been delayed due to COVID impacts.

Accounting policy – receivable

Trade receivables that do not contain a significant financing component are measured at amortised cost, which represents their transaction value. Impairment is recognised on an expected credit loss (ECL) basis. When determining whether the credit risk has increased significantly since initial recognition, and when estimating the ECL, council considers reasonable and supportable information that is relevant and available without undue cost or effort. This includes both quantitative and qualitative information and analysis based on council’s historical experience, an informed credit assessment and forward-looking information.

All rates debtors are included in +91 days outstanding. Council takes the view that unpaid rates represent a charge against the rateable property that will be recovered when the property is next sold. For non-rate debtors, council uses the presumptions that assets more than 30 days past due have a significant increase in credit risk and those more than 90 days will likely be in default. Council writes off receivables when there is information indicating that the debtor is in severe financial difficulty and there is no realistic prospect of recovery.

Council has determined to not provide for any ECL in respect of receivables. The historical experience of receivables has not provided for any past material losses as a result of default. Council’s forward looking view is that this experience is unlikely to materially change and therefore no provision for impairment has been raised in respect to balance date receivables.

17. Current Assets – Other

| | 2021 \$’000 | 2020 \$’000 |
|--|----------------|----------------|
| Stores and materials (at average cost) | 142 | 154 |
| Other | 55 | 212 |
| | 197 | 366 |

Accounting policy – stores and materials

Stores and materials held for distribution are measured at cost adjusted when applicable for any loss of service potential. Other inventories are measured at the lower of cost and net realisable value.

Stores and materials acquired at no cost, or for nominal consideration, are recorded at current replacement cost at the date of acquisition.



CONTENTS

| | |
|--|-----------|
| Our mission and vision | 1 |
| Strategic goal areas | 2 |
| Welcome | 3 |
| Map | 4 |
| City profile | 5 |
| Mayor's message | 6 |
| Council Aldermen | 8 |
| General Manager's report | 10 |
| Organisational chart | 12 |
| Our services | 14 |
| 2020–21 highlights | 16 |
| A people city | 19 |
| A well-planned liveable city | 31 |
| A prosperous city | 39 |
| An environmentally responsible city | 43 |
| A creative and innovative city | 49 |
| Governance and leadership | 53 |
| Assets and resources | 57 |
| Financial management indicators | 62 |
| Financial statements | 65 |
| Notes to and forming part of the financial statements | 71 |
| Independent Auditor's Report | 103 |
| Appendices | 107 |



18. Infrastructure Assets

Movements in infrastructure assets for the year were as follows:

| | OPENING BALANCE 1 JULY 2020 \$'000 | DEPRECIATION EXPENSE FOR YEAR \$'000 | ADDITIONS \$'000 | WIP TRANSFERRED TO EXPENSES \$'000 | RECLASSIFICATIONS / ADJUSTMENTS \$'000 | WRITTEN DOWN VALUE OF RETIREMENTS/ DERECOGNITION \$'000 | ** NET REVALUATION INCREMENT (DECREMENT) \$'000 | CLOSING BALANCE 30 JUNE 2021* \$'000 |
|--------------------------------|---|---|---------------------|---|--|---|---|--|
| Land | 96,092 | - | 108 | - | - | - | - | 96,200 |
| Land under roads | 143,541 | - | 2,352 | - | - | - | - | 145,893 |
| Buildings | 28,660 | (369) | 1,910 | - | - | (117) | - | 30,084 |
| Roads | 206,627 | (9,056) | 19,632 | - | 56 | (1,567) | - | 215,692 |
| Waste management | 806 | (5) | - | - | - | - | - | 801 |
| Stormwater infrastructure | 105,821 | (2,470) | 9,799 | - | (67) | (377) | 45,230 | 157,936 |
| Plant, equipment and furniture | 2,062 | (698) | 1,631 | - | - | - | - | 2,995 |
| Parks and recreation equipment | 18,342 | (1,107) | 1,610 | - | 11 | - | - | 18,856 |
| Capital work in progress (WIP) | 20,421 | - | 5,690 | (810) | - | - | - | 25,301 |
| Total | 622,372 | (13,705) | 42,732 | (810) | - | (2,061) | 45,230 | 693,758 |

Comparative movements in infrastructure assets for the prior year were as follows:

| | OPENING BALANCE 1 JULY 2019 \$'000 | DEPRECIATION EXPENSE FOR YEAR \$'000 | ADDITIONS \$'000 | WIP TRANSFERRED TO EXPENSES \$'000 | RECLASSIFICATIONS / ADJUSTMENTS \$'000 | WRITTEN DOWN VALUE OF RETIREMENTS/ DERECOGNITION \$'000 | ** NET REVALUATION INCREMENT (DECREMENT) \$'000 | CLOSING BALANCE 30 JUNE 2020* \$'000 |
|--------------------------------|---|---|---------------------|---|--|---|---|--|
| Land | 95,371 | - | 721 | - | - | - | - | 96,092 |
| Land under roads | 103,868 | - | 2,176 | - | - | - | 37,497 | 143,541 |
| Buildings | 28,557 | (338) | 441 | - | - | - | - | 28,660 |
| Roads | 194,516 | (9,121) | 10,591 | - | - | (1,510) | 12,151 | 206,627 |
| Waste management | 811 | (5) | - | - | - | - | - | 806 |
| Stormwater infrastructure | 103,817 | (2,767) | 4,827 | - | 6 | (62) | - | 105,821 |
| Plant, equipment and furniture | 582 | (727) | 2,229 | - | - | (22) | - | 2,062 |
| Parks and recreation equipment | 17,112 | (1,030) | 2,279 | - | - | (19) | - | 18,342 |
| Capital work in progress (WIP) | 15,818 | - | 4,603 | - | - | - | - | 20,421 |
| Total | 560,452 | (13,986) | 27,867 | - | 6 | (1,613) | 49,648 | 622,373 |

* Balances may vary slightly due to rounding.

** Recognised as Fair Value Revaluation of Fixed Assets in Other Comprehensive Income.

CONTENTS

| | |
|--|-----------|
| Our mission and vision | 1 |
| Strategic goal areas | 2 |
| Welcome | 3 |
| Map | 4 |
| City profile | 5 |
| Mayor’s message | 6 |
| Council Aldermen | 8 |
| General Manager’s report | 10 |
| Organisational chart | 12 |
| Our services | 14 |
| 2020–21 highlights | 16 |
| A people city | 19 |
| A well-planned liveable city | 31 |
| A prosperous city | 39 |
| An environmentally responsible city | 43 |
| A creative and innovative city | 49 |
| Governance and leadership | 53 |
| Assets and resources | 57 |
| Financial management indicators | 62 |
| Financial statements | 65 |
| Notes to and forming part of the financial statements | 71 |
| Independent Auditor’s Report | 103 |
| Appendices | 107 |

18. Infrastructure Assets (continued)

Accounting policy – acquisitions of assets

The cost method of accounting is used for the recognition of assets acquired. Cost is determined as the fair value of the assets given up at the date of acquisition plus costs incidental to the acquisition. Architects’ fees and engineering design fees are included in the costs of assets acquired. Assets acquired without cost are brought to account as revenue and recognised as non-current assets at their current replacement cost.

Council generally considers asset capitalisation at a threshold of \$20,000, however this is subject to the exercise of professional judgement based on the extent to which such expenditure creates or enhances an asset. Capital expenditure not meeting these criteria is charged to the Statement of Comprehensive Income in the year it is incurred (other than where it forms part of a group of similar items which are material in total).

Land under roads is recognised in accordance with AASB 116 *Property, Plant and Equipment*. Because such land is generally acquired for no or nominal consideration, it is initially recognised at cost and then subsequently revalued to its fair value.

Where assets are constructed by council, cost includes all design costs, materials used in construction, direct labour, borrowing costs incurred during construction, and an appropriate share of attributable variable and fixed overheads.

Accounting policy – revaluations of assets

Revaluation of a class of assets occurs at such time as there has been a significant movement in fair value of that asset class relative to the value disclosed in the financial statements. Variables influencing such movements in fair value will include inflation, changes in available technology and materials, and general industry movements and trends. Each class of assets will normally be subject to a revaluation with sufficient regularity as to meet the objectives of this policy, or otherwise at intervals normally of no greater than five years. However, market indices are applied as appropriate to reflect significant market movements.

Land and buildings and land under roads are recognised at the Valuer-General’s market valuation. The initial valuations are based on market value. The recoverable amount test has not been applied to assets whose future economic benefits are not primarily dependent on their

ability to generate net cash inflows. This is in accordance with AASB 136 *Impairment of Assets* paragraph 32.1.

Land and buildings are valued by the Valuer-General, with the last full valuation occurring on 1 July 2018. The revaluation cycle aligns with the Valuer-General’s practice of updating capital values every two years by providing all councils with revaluation indices. However, indices were not provided for 1 July 2020 as planned due to the COVID-19 pandemic. Appropriate indices are not expected to occur until the year ending 30 June 2022.

Publicly available market evidence indicates a significant increase may have occurred in the value of land and buildings since the last revaluation on 1 July 2018. Due to uncertainty over the rate of increase for these assets, council could not reliably measure the increase in value and consequently determined the current carrying value to be indicative of fair value.

Valuation techniques of other asset classes of assets are discussed in notes 23- 26.

Where assets are revalued, the revaluation increments are credited directly to the asset revaluation reserve except to the extent that an increment reverses a prior year decrement that has been recognised as an expense. Revaluation decrements are recognised as an expense except where prior increments are included in the asset revaluation reserve for that class of asset in which case the decrement is taken to the reserve.

Non-current assets are derecognised upon disposal or when no future economic benefits are expected to arise from their continued use. Any gain or loss arising from the derecognition of assets is recognised in the Statement of Comprehensive Income.

19. Non-Current Assets – Land

| | 2021 \$’000 | 2020 \$’000 |
|------------------------------------|----------------|----------------|
| Land at fair value closing balance | 96,200 | 96,092 |

Fair Value Hierarchy

The fair value measurement for land has been categorised as a level two fair value based on the inputs to the valuation technique used (refer to Note 1f and details below).

There were no transfers between levels one and two or between levels two and three for recurring fair value measurements during the year.

CONTENTS

| | |
|--|-----------|
| Our mission and vision | 1 |
| Strategic goal areas | 2 |
| Welcome | 3 |
| Map | 4 |
| City profile | 5 |
| Mayor's message | 6 |
| Council Aldermen | 8 |
| General Manager's report | 10 |
| Organisational chart | 12 |
| Our services | 14 |
| 2020–21 highlights | 16 |
| A people city | 19 |
| A well-planned liveable city | 31 |
| A prosperous city | 39 |
| An environmentally responsible city | 43 |
| A creative and innovative city | 49 |
| Governance and leadership | 53 |
| Assets and resources | 57 |
| Financial management indicators | 62 |
| Financial statements | 65 |
| Notes to and forming part of the financial statements | 71 |
| Independent Auditor's Report | 103 |
| Appendices | 107 |



19. Non-Current Assets – Land (continued)

Valuation technique

The fair value of land was determined by the Valuer-General through a full revaluation of the municipality, with a deemed valuation date of 1 July 2018.

20. Non-Current Assets – Land Under Roads

| | 2021 \$'000 | 2020 \$'000 |
|--|----------------|----------------|
| Land under roads at fair value closing balance | 145,893 | 143,541 |

Fair Value Hierarchy

The fair value measurement for land under roads has been categorised as a level two fair value based on the inputs to the valuation technique used (refer to Note 1f and details below).

There were no transfers between levels one and two or between levels two and three for recurring fair value measurements during the year.

Valuation technique

The fair value of land under roads has been determined based on unit valuations provided by the Valuer-General during 2019/2020 for various land classes across the city.

21. Non-Current Assets – Buildings

| | 2021 \$'000 | 2020 \$'000 |
|--------------------------------|----------------|----------------|
| Buildings at fair value | 34,410 | 32,635 |
| Less: Accumulated depreciation | (4,325) | (3,975) |
| | 30,085 | 28,660 |

Fair Value Hierarchy

The fair value measurement for buildings has been categorised as a level two fair value based on the inputs to the valuation technique used (refer to Note 1f and details below).

There were no transfers between levels one and two or between levels two and three for recurring fair value measurements during the year.

Valuation technique

The fair value of buildings other than those recorded at cost was determined by the Valuer-General through a full revaluation of the municipality, with a deemed valuation date of 1 July 2018.

22. Non-Current Assets – Roads

| | 2021 \$'000 | 2020 \$'000 |
|--------------------------------|----------------|----------------|
| Roads at fair value | 471,003 | 456,244 |
| Less: Accumulated depreciation | (255,311) | (249,618) |
| | 215,692 | 206,626 |

Fair Value Hierarchy

The fair value measurement for roads has been categorised as a level three fair value based on the inputs to the valuation technique used (refer to Note 1f and details below).

There were no transfers between levels one and two for recurring fair value measurements during the year.

Valuation technique, unobservable inputs, inter-relationship between unobservable inputs and fair value

Roads includes earthworks, substructures, seals, kerbs and crossings relating to roads and footpaths. Road assets have been valued at current replacement cost written down to reflect the portion of the economic life that has expired. Current replacement cost has been established as at 30 June 2021 based upon information provided by council's engineering officers.

Significant unobservable inputs include estimated useful life and inputs required to construct roads and associated infrastructure such as labour, plant hire, gravel, hotmix, cement etc. The estimated fair value would increase (decrease) if the labour/hire rates and/or prices per unit were higher (lower).

23. Non-Current Assets – Waste Management

| | 2021 \$'000 | 2020 \$'000 |
|---------------------------------------|----------------|----------------|
| Waste management assets at fair value | 1,047 | 1,047 |
| Less: Accumulated depreciation | (246) | (241) |
| | 801 | 806 |

Fair Value Hierarchy

The fair value measurement for waste management assets has been categorised as a combination of level two and level three fair values based on the inputs to the valuation technique used (refer to Note 1f and details below).

There were no transfers between levels one and two for recurring fair value measurements during the year.

CONTENTS

Our mission and vision 1

Strategic goal areas 2

Welcome 3

Map 4

City profile 5

Mayor’s message 6

Council Aldermen 8

General Manager’s report 10

Organisational chart 12

Our services 14

2020–21 highlights 16

A people city 19

A well-planned liveable city 31

A prosperous city 39

An environmentally responsible city 43

A creative and innovative city 49

Governance and leadership 53

Assets and resources 57

Financial management indicators 62

Financial statements 65

Notes to and forming part of the financial statements 71

Independent Auditor’s Report 103

Appendices 107

23. Non-Current Assets – Waste Management (continued)

Valuation technique, unobservable inputs, inter-relationship between unobservable inputs and fair value

Waste management assets primarily comprise land associated with a landfill site which is leased to a Joint Authority of which council is a member. Valuation of the land was determined by the Valuer-General based on 1 July 2016 market value and the Valuer General Adjustment Factor of 1.05 dated 28 February 2019. Estimated fair value would increase (decrease) if market value increased (decreased). Other assets recorded at fair value, primarily comprising litter bins, are valued at current replacement cost based upon market pricing information provided by council’s officers as at 1 July 2018. Estimated fair value of these assets would increase (decrease) if market prices increased (decreased).

24. Non-Current Assets – Stormwater Infrastructure

| | 2021 \$’000 | 2020 \$’000 |
|--|----------------|----------------|
| Stormwater infrastructure assets at fair value | 247,737 | 205,126 |
| Less: Accumulated depreciation | (89,801) | (99,304) |
| | 157,936 | 105,822 |

Fair Value Hierarchy

The fair value measurement for stormwater infrastructure assets has been categorised as a level three fair value based on the inputs to the valuation technique used (refer to Note 1f and details below).

There were no transfers between levels one and two or between levels two and three for recurring fair value measurements during the year.

Valuation technique, unobservable inputs, inter-relationship between unobservable inputs and fair value

Stormwater infrastructure assets have been valued at current replacement cost, written down to reflect the portion of the economic life that has expired. Current replacement cost has been established based on information provided by council’s engineering officers as at July 2020.

Significant unobservable inputs include estimated useful life and inputs required to construct stormwater assets and associated infrastructure such as labour, plant hire, pipe length/dimension/material etc. The estimated fair value would increase (decrease) if the estimated useful

life, labour/plant hire rates and/or prices per unit were higher (lower).

Asset lives of stormwater assets were considered during review of council’s Asset Management Plan during the year ended 30 June 2021. Lives of most stormwater assets were changed to reflect longer expected useful lives.

25. Non-Current Assets – Plant, Equipment and Furniture

| | 2021 \$’000 | 2020 \$’000 |
|---|----------------|----------------|
| Plant, equipment and furniture assets at cost | 7,166 | 5,550 |
| Less: Accumulated depreciation | (4,171) | (3,488) |
| | 2,995 | 2,062 |

26. Non-Current Assets – Parks and Recreation Equipment

| | 2021 \$’000 | 2020 \$’000 |
|--|----------------|----------------|
| Parks and recreation equipment at fair value | 28,954 | 27,336 |
| Less: Accumulated depreciation | (10,098) | (8,994) |
| | 18,856 | 18,342 |

Fair Value Hierarchy

The fair value measurement for parks and recreation equipment has been categorised as a level three fair value based on the inputs to the valuation technique used (refer to Note 1f and details below).

There were no transfers between levels one and two for recurring fair value measurements during the year.

Valuation technique, unobservable inputs, inter-relationship between unobservable inputs and fair value

Parks and recreation equipment assets have been valued at current replacement cost written down to reflect the portion of the economic life that has expired. Current replacement cost has been established as at 1 July 2018 based on pricing information provided by council’s officers and by external play equipment specialists. Estimated fair value would increase (decrease) if prices increased (decreased).

Asset lives of parks and recreation assets were considered during review of council’s Asset Management Plan during the year ended 30 June 2021. Lives of some parks and recreation assets were changed to reflect longer expected useful lives.



CONTENTS

| | |
|--|-----------|
| Our mission and vision | 1 |
| Strategic goal areas | 2 |
| Welcome | 3 |
| Map | 4 |
| City profile | 5 |
| Mayor's message | 6 |
| Council Aldermen | 8 |
| General Manager's report | 10 |
| Organisational chart | 12 |
| Our services | 14 |
| 2020–21 highlights | 16 |
| A people city | 19 |
| A well-planned liveable city | 31 |
| A prosperous city | 39 |
| An environmentally responsible city | 43 |
| A creative and innovative city | 49 |
| Governance and leadership | 53 |
| Assets and resources | 57 |
| Financial management indicators | 62 |
| Financial statements | 65 |
| Notes to and forming part of the financial statements | 71 |
| Independent Auditor's Report | 103 |
| Appendices | 107 |



27. Non-Current Assets – Right of Use Assets

| | 2021 \$'000 | 2020 \$'000 |
|--|----------------|----------------|
| Gross carrying amount | | |
| Opening balance | 5,141 | - |
| Adoption of AASB 16 | - | 5,079 |
| Additions | 507 | 758 |
| Disposals | (354) | (696) |
| Closing balance | 5,294 | 5,141 |
| Accumulated amortisation and impairment | | |
| Opening balance | (2,509) | - |
| Adoption of AASB 16 | - | (2,207) |
| Disposals | 354 | 612 |
| Amortisation expense | (907) | (914) |
| Closing balance | (3,062) | (2,509) |
| Net Carrying Value | 2,232 | 2,632 |

Accounting policy – Right of Use Assets

In contracts where council is a lessee, council recognises a right-of-use asset and a lease liability at the commencement date of the lease, unless the short-term or low-value exemption is applied. Refer to note 32 for details on accounting policy of lease liability.

A right-of-use asset is initially measured at cost comprising the initial measurement of the lease liability adjusted for any lease payments made before the commencement date (reduced by lease incentives received), plus initial direct costs incurred in obtaining the lease and an estimate of costs to be incurred in dismantling and removing the underlying asset, restoring the site on which it is located or restoring the underlying asset to the condition required by the terms and conditions of the lease.

All right-of-use assets are measured as described in the accounting policy for property, infrastructure, plant and equipment in Note 18. Also, council applies AASB 136 to determine whether a right-of-use asset is impaired and accounts for any identified impairment loss as described in the aforesaid note.

Right-of-use assets are depreciated over the shorter period of lease term and useful life of the underlying asset. If a lease transfers ownership of the underlying asset or the cost of the right-of-use asset reflects that council expects to exercise a purchase option, the related right-of-use asset is depreciated over the useful life of the underlying asset. The depreciation starts at the commencement date of the lease.

28. Current Liabilities - Payables

| | 2021 \$'000 | 2020 \$'000 |
|------------------------------|----------------|----------------|
| Trade creditors | 111 | 115 |
| Other creditors and accruals | 1,750 | 1,959 |
| | 1,861 | 2,074 |

General creditors are unsecured, not subject to interest charges, and are normally settled by the relevant due date or 30 days.

Accounting policy – payables

Liabilities are recognised for amounts to be paid in the future for goods and services provided to council as at balance date whether or not invoices have been received.

29. Trust Funds and Deposits

| | 2021 \$'000 | 2020 \$'000 |
|--------------------------------------|----------------|----------------|
| Refundable building deposits | 4,177 | 3,766 |
| Refundable civic facilities deposits | 7 | 8 |
| Other refundable deposits | 351 | 152 |
| | 4,535 | 3,926 |

Accounting policy – deposits

Amounts received as deposits by council are recognised as a liability until they are returned or forfeited.

30. Financing Arrangements

Financing Arrangements

Unrestricted access was available at the reporting date to the following financial accommodation:

| | 2021 \$'000 | 2020 \$'000 |
|---------------------------------|----------------|----------------|
| Total Facilities | | |
| Tascorp Loan | 2,340 | - |
| Bank overdraft | 1,000 | 1,000 |
| Corporate credit cards | 40 | 40 |
| | 3,380 | 1,040 |
| Used at reporting date | | |
| Tascorp loan | 2,340 | - |
| | 2,340 | - |
| Current | 376 | - |
| Non-current | 1,964 | - |
| | 2,340 | - |
| Unused at reporting date | | |
| Bank overdraft | 1,000 | 1,000 |
| Corporate credit cards | 40 | 40 |
| | 1,040 | 1,040 |

CONTENTS

| | |
|--|-----------|
| Our mission and vision | 1 |
| Strategic goal areas | 2 |
| Welcome | 3 |
| Map | 4 |
| City profile | 5 |
| Mayor's message | 6 |
| Council Aldermen | 8 |
| General Manager's report | 10 |
| Organisational chart | 12 |
| Our services | 14 |
| 2020–21 highlights | 16 |
| A people city | 19 |
| A well-planned liveable city | 31 |
| A prosperous city | 39 |
| An environmentally responsible city | 43 |
| A creative and innovative city | 49 |
| Governance and leadership | 53 |
| Assets and resources | 57 |
| Financial management indicators | 62 |
| Financial statements | 65 |
| Notes to and forming part of the financial statements | 71 |
| Independent Auditor's Report | 103 |
| Appendices | 107 |



30. Financing Arrangements (continued)

The bank overdraft facility may be drawn at any time, and terminated by the bank without notice. Any overdraft at balance date is recognised at the principal amount. Interest rates are variable.

Accounting policy – interest bearing liabilities

Council's borrowing capacity is limited by the *Local Government Act 1993*. Borrowings are initially recognised at fair value, net of transaction costs incurred. They are subsequently measured at amortised cost. Any difference between proceeds (net of transaction costs) and redemption amount is recognised in the income statement over the period of the borrowings using the effective interest method.

Borrowings are classified as current liabilities unless council has an unconditional right to defer settlement of the liability for at least 12 months after the balance sheet date.

31. Provisions

| | 2021 \$'000 | 2020 \$'000 |
|---|----------------|----------------|
| Current | | |
| Employee entitlements* | | |
| Annual leave** | | |
| Opening balance | 2,089 | 1,909 |
| Additional provisions | 1,337 | 1,411 |
| Amounts used | (1,293) | (1,231) |
| Closing balance | 2,133 | 2,089 |
| Long service leave | | |
| Opening balance | 2,316 | 2,416 |
| Additional provisions | 202 | 183 |
| Amounts used | (399) | (416) |
| Closing balance | 2,119 | 2,183 |
| Payroll tax attributable to long service leave | 129 | 133 |
| Total long service leave provision | 2,248 | 2,316 |
| Total provisions | 4,381 | 4,405 |
| | | |
| **The above includes annual leave purchased during the year | 60 | 70 |

| | 2021 \$'000 | 2020 \$'000 |
|--|----------------|----------------|
| Non-Current | | |
| Employee entitlements* | | |
| Long service leave | | |
| Opening balance | 709 | 650 |
| Additional provisions | (114) | 18 |
| | 595 | 668 |
| Payroll tax attributable to long service leave | 36 | 41 |
| Closing balance | 631 | 709 |

*Assumptions include an inflation factor in line with council's Enterprise Bargaining Agreement (greater of 2.5% or CPI), discount factors equal to average relevant Reserve Bank of Australia wholesale market indicative mid rates (0.77%) and retention rates based on council's historic data accumulated over a 23 year period.

Accounting policy – employee entitlements

Employee benefits are calculated in accordance with AASB 119 *Employee Benefits* and include entitlements to wages and salaries, annual leave, long service leave, superannuation and any other post-employment benefits as applicable. On-costs relating to employee benefits, such as workers compensation insurance, are calculated and included as liabilities but are not classified as employee entitlements. Liabilities owed to employees are recognised at the remuneration rate that council expects to pay when the obligation is settled.

Wages and Salaries, Annual Leave and Sick Leave

Liabilities for wages and salaries and annual leave expected to be settled within 12 months are measured at their nominal value using remuneration rates expected to be paid when entitlements are taken. There is no liability for sick leave as sick leave is non-vesting. Annual leave not expected to be settled within 12 months is measured using the present value method.

Long Service Leave

A liability for long service leave is recognised, and is measured as the present value of expected future payments to be made in respect of services provided by employees up to the reporting date. Consideration is given to expected future wage and salary levels, experience of employee departures and periods of service. Expected future payments are discounted using interest rates on national government guaranteed securities with terms to maturity that match, as closely as possible, the estimated future cash outflows. Where council does not have the unconditional right to defer settlement beyond 12 months, the liability is recognised as being current. To

CONTENTS

| | |
|--|-----------|
| Our mission and vision | 1 |
| Strategic goal areas | 2 |
| Welcome | 3 |
| Map | 4 |
| City profile | 5 |
| Mayor’s message | 6 |
| Council Aldermen | 8 |
| General Manager’s report | 10 |
| Organisational chart | 12 |
| Our services | 14 |
| 2020–21 highlights | 16 |
| A people city | 19 |
| A well-planned liveable city | 31 |
| A prosperous city | 39 |
| An environmentally responsible city | 43 |
| A creative and innovative city | 49 |
| Governance and leadership | 53 |
| Assets and resources | 57 |
| Financial management indicators | 62 |
| Financial statements | 65 |
| Notes to and forming part of the financial statements | 71 |
| Independent Auditor’s Report | 103 |
| Appendices | 107 |

the extent that it is expected that settlement of leave will give rise to the payment of superannuation contributions, superannuation contributions are accrued as part of the provision for leave.

Retirement Benefit Obligations

Employees of the council may be entitled to benefits on retirement, disability or death through schemes external to the council. Council contributes to a defined benefits superannuation fund and various defined contribution funds on behalf of its employees. All funds to which council contributes are operated independently of council.

Since the defined benefits superannuation fund to which council contributes is fully funded and is recognised

as a multi-employer scheme no liability is required to be recognised. No asset is recognised as the surplus attributable to each contributing council cannot be accurately calculated. Further disclosure regarding this matter is made at note 38. Council has no further obligations with respect to defined contribution funds.

32. Leases

| | 2021 \$'000 | 2020 \$'000 |
|-------------------|----------------|----------------|
| Lease Liabilities | 2,417 | 2,846 |
| | 2,417 | 2,846 |
| Current | 881 | 884 |
| Non-Current | 1,536 | 1,962 |

Lease liabilities are secured by the related underlying assets. Future minimum lease payments were as follows:

| | WITHIN 1 YEAR \$'000 | 1–2 YEARS \$'000 | 2–3 YEARS \$'000 | 3–4 YEARS \$'000 | 4–5 YEARS \$'000 | AFTER 5 YEARS \$'000 | TOTAL \$'000 |
|-------------------|----------------------------|------------------------|------------------------|------------------------|------------------------|----------------------------|-----------------|
| Lease Payments | 987 | 773 | 486 | 210 | 89 | 98 | 2,643 |
| Finance Charges | (106) | (63) | (30) | (13) | (6) | (8) | (226) |
| Net Present Value | 881 | 710 | 456 | 197 | 83 | 90 | 2,417 |

Accounting policy – Leases

The lease liability is measured at the present value of outstanding payments that are not paid at balance date, discounted by using the rate implicit in the lease.

The lease liability is subsequently measured by increasing the carrying amount to reflect interest on the lease liability (using the effective interest method) and by reducing the carrying amount to reflect the lease payments made.

Short-term leases and leases of low-value assets

Council has elected not to recognise right-of-use assets and lease liabilities for short-term leases (leases with a lease term of 12 months or less) and leases of low-value assets (where the value of the leased asset when new is \$10,000 or less). Council recognises the lease payments associated with these leases as expense on a straight-line basis over the lease term.


Accounting policy – Contract Liabilities

Council recognised the following contract liabilities with customers:

- Rates and charges in advance represents amounts received by council prior to the commencement of the rating or charging period. Revenue is recognised by council at the beginning of the rating or charge period to which the advance payment relates.
- Grants received in advance includes funding received under the *Levelling the Playing Field Grants Program* for the construction of inclusive facilities for female sport participants. The funds received are under an enforceable contract which require council to construct an identified asset which will be under council’s control on completion. The revenue is recognised as council constructs the asset and the contract liability reflects the funding received which cannot yet be recognised as revenue.

33. Contract Liabilities

| | 2021 \$'000 | 2020 \$'000 |
|------------------------------|----------------|----------------|
| Current | | |
| Rates and charges in advance | 877 | 25 |
| Grants received in advance | 1,000 | 1,000 |
| | 1,877 | 1,025 |




CONTENTS

| | |
|--|-----------|
| Our mission and vision | 1 |
| Strategic goal areas | 2 |
| Welcome | 3 |
| Map | 4 |
| City profile | 5 |
| Mayor’s message | 6 |
| Council Aldermen | 8 |
| General Manager’s report | 10 |
| Organisational chart | 12 |
| Our services | 14 |
| 2020–21 highlights | 16 |
| A people city | 19 |
| A well-planned liveable city | 31 |
| A prosperous city | 39 |
| An environmentally responsible city | 43 |
| A creative and innovative city | 49 |
| Governance and leadership | 53 |
| Assets and resources | 57 |
| Financial management indicators | 62 |
| Financial statements | 65 |
| Notes to and forming part of the financial statements | 71 |
| Independent Auditor’s Report | 103 |
| Appendices | 107 |

34. Reserves

| | 2021 \$'000 | 2020 \$'000 |
|---|----------------|----------------|
| a) Composition | | |
| Asset Revaluation Reserve (Represents net increments arising from the revaluation of non-current assets.) | 323,166 | 277,936 |
| Infrastructure Renewal Reserve* (Represents unused amounts collected to fund future renewal of existing infrastructure assets.) | 29,206 | 30,963 |
| Commonwealth Funded Programs Reserve* (Represents unused funds subject to grant programs operated by the Commonwealth Government. Such funds are subject to grant agreements and are applied as such.) | 1,607 | 1,542 |
| General Reserve* (Represents amounts appropriated for general future uses, typically planned projects, expected events and contingencies.) | 1,305 | 1,139 |
| Rosny Park Child Care Reserve* (Represents the cumulative operating result of the Rosny Park Child Care Centre. Meets ongoing operations of the centre.) | 93 | 72 |
| Car Parking Reserve* (Represents funds contributed in lieu of providing car parking as part of commercial developments. Provides for provision of alternative car parking facilities in the areas collected.) | 1,056 | 727 |
| Public Art Reserve* (Represents funds contributed by developers in lieu of providing public art as part of commercial developments. Provides an alternative means for the creation of public art in the areas / precincts in which it was collected.) | 1 | 1 |
| Public Open Space Reserve* (Represents funds contributed in lieu of providing public open space as part of subdivision developments. Provides for purchase of alternative public open space assets in the areas collected.) | 3,028 | 2,336 |
| Headworks Reserve* (Represents funds contributed by property developers to provide for future augmentation of council infrastructure to meet additional capacity demands arising from property development.) | 302 | 528 |
| Fair Value Reserve (Represents increments/decrements in the fair value of council’s equity share in the Water Corporation.) | (39,171) | (51,209) |
| Loan Funding Renewal Reserve* (Represents unused amounts collected to fund the future repayment of loan funding for development of infrastructure assets.) | 10,650 | - |
| | 331,243 | 264,035 |



CONTENTS

| | |
|--|-----------|
| Our mission and vision | 1 |
| Strategic goal areas | 2 |
| Welcome | 3 |
| Map | 4 |
| City profile | 5 |
| Mayor's message | 6 |
| Council Aldermen | 8 |
| General Manager's report | 10 |
| Organisational chart | 12 |
| Our services | 14 |
| 2020–21 highlights | 16 |
| A people city | 19 |
| A well-planned liveable city | 31 |
| A prosperous city | 39 |
| An environmentally responsible city | 43 |
| A creative and innovative city | 49 |
| Governance and leadership | 53 |
| Assets and resources | 57 |
| Financial management indicators | 62 |
| Financial statements | 65 |
| Notes to and forming part of the financial statements | 71 |
| Independent Auditor's Report | 103 |
| Appendices | 107 |



b) Movements

Asset Revaluation Reserve

| | 2021 \$'000 | 2020 \$'000 |
|--|----------------|----------------|
| Balance at the beginning of the financial year | 277,936 | 228,288 |
| Net increment (decrement) on revaluation of assets | 45,230 | 49,648 |
| | 323,166 | 277,936 |

* These reserves are supported by cash held, and noted as subject to external and/or internal restrictions within Note 14 of these Financial Statements.

34. Reserves (continued)

| | 2021 \$'000 | 2020 \$'000 | 2021 \$'000 | 2020 \$'000 | 2021 \$'000 | 2020 \$'000 | 2021 \$'000 | 2020 \$'000 |
|---|--------------------------------------|----------------|---|----------------|--------------------|----------------|----------------------------------|----------------|
| | INFRASTRUCTURE RENEWAL RESERVE | | COMMONWEALTH FUNDED PROGRAM RESERVE | | GENERAL RESERVE | | ROSNY PARK CHILD CARE RESERVE | |
| Balance at the beginning of the financial year | 30,963 | 33,035 | 1,542 | 1,220 | 1,139 | 1,413 | 72 | 378 |
| Amount transferred from accumulated surplus | 9,919 | 19,703 | 266 | 395 | 364 | 161 | 48 | 44 |
| Amount transferred to accumulated surplus | (11,676) | (21,775) | (201) | (73) | (198) | (435) | (27) | (350) |
| Balance at the end of the financial year | 29,206 | 30,963 | 1,607 | 1,542 | 1,305 | 1,139 | 93 | 72 |

| | CAR PARKING RESERVE | | PUBLIC ART RESERVE | | PUBLIC OPEN SPACE RESERVE | | HEADWORKS RESERVE | |
|---|------------------------|------------|-----------------------|----------|------------------------------|--------------|----------------------|------------|
| Balance at the beginning of the financial year | 727 | 544 | 1 | 1 | 2,336 | 2,004 | 528 | 286 |
| Amount transferred from accumulated surplus | 348 | 183 | - | - | 930 | 332 | 69 | 308 |
| Amount transferred to accumulated surplus | (19) | - | - | - | (238) | - | (295) | (66) |
| Balance at the end of the financial year | 1,056 | 727 | 1 | 1 | 3,028 | 2,336 | 302 | 528 |

| | FAIR VALUE RESERVE | | LOAN FUNDING RENEWAL RESERVE | |
|---|-----------------------|-----------------|---------------------------------|----------|
| Balance at the beginning of the financial year | (51,209) | (6,089) | - | - |
| Amount transferred from accumulated surplus | - | - | 10,650 | - |
| Fair Value adjustment on revaluation | 12,038 | (45,120) | - | - |
| Balance at the end of the financial year | (39,171) | (51,209) | 10,650 | - |

CONTENTS

| | |
|--|-----------|
| Our mission and vision | 1 |
| Strategic goal areas | 2 |
| Welcome | 3 |
| Map | 4 |
| City profile | 5 |
| Mayor's message | 6 |
| Council Aldermen | 8 |
| General Manager's report | 10 |
| Organisational chart | 12 |
| Our services | 14 |
| 2020–21 highlights | 16 |
| A people city | 19 |
| A well-planned liveable city | 31 |
| A prosperous city | 39 |
| An environmentally responsible city | 43 |
| A creative and innovative city | 49 |
| Governance and leadership | 53 |
| Assets and resources | 57 |
| Financial management indicators | 62 |
| Financial statements | 65 |
| Notes to and forming part of the financial statements | 71 |
| Independent Auditor's Report | 103 |
| Appendices | 107 |



35. Reconciliation of Net Cash Inflow from Operating Activities to Surplus/(Deficit)

| | 2021 \$'000 | 2020 \$'000 |
|--|----------------|----------------|
| Net cash inflow from operating activities | 20,251 | 20,907 |
| Depreciation | (14,612) | (14,901) |
| Contribution of assets | 20,382 | 6,410 |
| Gain/(Loss) on retirement or disposal of assets | (2,058) | (1,606) |
| Share of net results of associates | 1,322 | 2,184 |
| Government grants – capital | 2,168 | 930 |
| Change in operating assets and liabilities | | |
| Increase (decrease) in rates receivable | 1,701 | 1,821 |
| Increase (decrease) in other debtors and prepayments | 556 | 317 |
| Increase (decrease) in stock on hand | (12) | (16) |
| (Increase) decrease in creditors and accruals | (1,248) | (2,658) |
| (Increase) decrease in provision for employee entitlements | 102 | (139) |
| Surplus/(Deficit) | 28,552 | 13,249 |

36. Commitments for Expenditure

a) Capital Commitments

Capital expenditure contracted for at the reporting date but not recognised in the financial statements as liabilities:

| | 2021 \$'000 | 2020 \$'000 |
|---------------------------------|----------------|----------------|
| Buildings | 510 | 1,278 |
| Infrastructure | 4,183 | 3,869 |
| | 4,693 | 5,147 |
| These expenditures are payable: | | |
| Not later than one year | 4,693 | 5,147 |
| | 4,693 | 5,147 |

b) Operational Contracts

Council has entered into long term contracts for operational expenditure in respect of:

- Waste collection (expires October 2021)*
- Green organics collection (expires October 2021)*
- Green organics disposal (expires August 2022)
- Recycling collection (expires October 2021)*
- Recycling processing (expires December 2021)**
- Waste transfer facilities (expires August 2022)
- Software (expires July 2025)

Estimated remaining payments under these contracts total \$6.17 million.

* These contracts are currently under review for extension to 30 June 2022.

** This contract will be subject to negotiations for extension prior to the expiry date.

37. Operating leases

a) Operating lease commitments

i) Maturity analysis of operating lease payments to be received

| | 2021 \$'000 | 2020 \$'000 |
|--------------------|----------------|----------------|
| Year 1 | 577 | 529 |
| Year 2 | 574 | 542 |
| Year 3 | 565 | 545 |
| Year 4 | 563 | 545 |
| Year 5 | 563 | 547 |
| Year 6 and onwards | 9,184 | 9,993 |
| Total | 12,026 | 12,701 |

The following table presents the amounts reported in profit or loss:

| | 2021 \$'000 | 2020 \$'000 |
|---|----------------|----------------|
| Lease income on operating leases | 653 | 539 |
| Therein lease income relating to variable lease payments that do not depend on an index or rate | 397 | 402 |

CONTENTS

| | |
|--|-----------|
| Our mission and vision | 1 |
| Strategic goal areas | 2 |
| Welcome | 3 |
| Map | 4 |
| City profile | 5 |
| Mayor’s message | 6 |
| Council Aldermen | 8 |
| General Manager’s report | 10 |
| Organisational chart | 12 |
| Our services | 14 |
| 2020–21 highlights | 16 |
| A people city | 19 |
| A well-planned liveable city | 31 |
| A prosperous city | 39 |
| An environmentally responsible city | 43 |
| A creative and innovative city | 49 |
| Governance and leadership | 53 |
| Assets and resources | 57 |
| Financial management indicators | 62 |
| Financial statements | 65 |
| Notes to and forming part of the financial statements | 71 |
| Independent Auditor’s Report | 103 |
| Appendices | 107 |

38. Superannuation

Council makes superannuation contributions for a number of its employees to the Quadrant Defined Benefits Fund (the Fund). The Fund was a sub-fund of the Tasplan Superannuation Fund up to 31 March 2021. On 1 April 2021, the Tasplan Superannuation Fund merged (via a Successor Fund Transfer) into the MTAA Superannuation Fund to become Spirit Super. The Quadrant Defined Benefits Fund has been classified as a multi-employer sponsored plan. As the Fund’s assets and liabilities are pooled and are not allocated by employer, the Actuary is unable to allocate benefit liabilities, assets and costs between employers. As provided under paragraph 34 of AASB 119 Employee Benefits, council does not use defined benefit accounting for these contributions.

For the year ended 30 June 2021 the council contributed 0% of employees’ gross income to the Fund. Assets accumulate in the fund to meet member benefits as they accrue, and if assets within the fund are insufficient to satisfy benefits payable, the council is required to meet its share of the deficiency.

Rice Warner Pty Ltd undertook the last actuarial review of the Fund at 30 June 2020. The review disclosed that at that time the net market value of assets available for funding member benefits was \$51,939,000, the value of vested benefits was \$43,411,000, the surplus over vested benefits was \$8,528,000, the value of total accrued benefits was \$43,562,000, and the number of members was 95. These amounts relate to all members of the Fund at the date of valuation and no asset or liability is recorded in the Tasplan Super’s financial statements for council employees.

The financial assumptions used to calculate the Accrued Benefits for the Fund were:

- Net investment return 3.75% pa
- Salary inflation 2.75% pa
- Price inflation n/a

The actuarial review concluded that:

1. The value of assets of the Quadrant Defined Benefit Fund was adequate to meet the liabilities of the Fund in respect of vested benefits as at 30 June 2020.
2. The value of assets of the Fund was adequate to meet the value of the liabilities of the Fund in respect of accrued benefits as at 30 June 2020.
3. Based on the assumptions used, and assuming the Employer contributes at the levels described below, the value of the assets is expected to continue to be adequate to meet the value of the liabilities of the Fund in respect of vested benefits at all times during the period up to 30 June 2020.

Given the strong financial position of the Fund, the Actuary recommended that the council continue its contribution holiday and contribute 0% of salaries from 1 July 2021 until 1 July 2024.

The Actuary will continue to undertake a brief review of the financial position of the Fund at the end of each financial year to confirm that the contribution rates remain appropriate. The next full triennial actuarial review of the Fund will have an effective date of 30 June 2023 and is expected to be completed late in 2023.

Council also contributes to other accumulation superannuation schemes on behalf of a number of employees; however, the council has no ongoing responsibility to make good any deficiencies that may occur in those schemes.

During the year council made the required superannuation contributions for all eligible employees to an appropriate complying superannuation fund as required by the *Superannuation Guarantee (Administration) Act 1992*.

As required in terms of paragraph 148 of AASB 119 *Employee Benefits*, council discloses the following details:

The 2020 actuarial review used the “aggregate” funding method. This is a standard actuarial funding method. The results from this method were tested by projecting future fund assets and liabilities for a range of future assumed investment returns. The funding method used is consistent with the method used at the previous actuarial review in 2017.



CONTENTS

| | |
|--|-----------|
| Our mission and vision | 1 |
| Strategic goal areas | 2 |
| Welcome | 3 |
| Map | 4 |
| City profile | 5 |
| Mayor’s message | 6 |
| Council Aldermen | 8 |
| General Manager’s report | 10 |
| Organisational chart | 12 |
| Our services | 14 |
| 2020–21 highlights | 16 |
| A people city | 19 |
| A well-planned liveable city | 31 |
| A prosperous city | 39 |
| An environmentally responsible city | 43 |
| A creative and innovative city | 49 |
| Governance and leadership | 53 |
| Assets and resources | 57 |
| Financial management indicators | 62 |
| Financial statements | 65 |
| Notes to and forming part of the financial statements | 71 |
| Independent Auditor’s Report | 103 |
| Appendices | 107 |

38. Superannuation (continued)

Under the aggregate funding method of financing the benefits, the stability of the councils’ contributions over time depends on how closely the Fund’s actual experience matches the expected experience. If the actual experience differs from that expected, the councils’ contribution rate may need to be adjusted accordingly to ensure the Fund remains on course towards financing members’ benefits.

In terms of Rule 27.4 of the Tasplan Trust Deed (Trust Deed), there is a risk that employers within the Fund may incur an additional liability when an Employer ceases to participate in the Fund at a time when the assets of the Fund are less than members’ vested benefits. Each member of the Fund who is an employee of the Employer who is ceasing to Participate is required to be provided with a benefit at least equal to their vested benefit in terms of Rule 27.4 (b) (A). However, there is no provision in the Trust Deed requiring an employer to make contributions other than its regular contributions up to the date of cessation of contributions. This issue can be resolved by the Trustee seeking an Actuarial Certificate in terms of Rule 26.5 identifying a deficit and the Trustee determining in terms of Rule 26.3(c) that the particular employer should make the payment required to make good any shortfall before the cessation of participation is approved.

The application of Fund assets on Tasplan being wound-up is set out in Rule 41.4. This Rule provides that expenses and taxation liabilities should have first call on the available assets. Additional assets will initially be applied for the benefit of the then remaining members and/or their Dependants in such manner as the Trustee considers equitable and appropriate in accordance with the Applicable Requirements (broadly, superannuation and taxation legislative requirements and other requirements as determined by the regulators).

The Trust Deed does not contemplate the Fund withdrawing from Tasplan. However it is likely that Rule 27.4 would be applied in this case (as detailed above).

The Fund is a defined benefit Fund.

The Quadrant Defined Benefits Fund has been classified as a multi-employer sponsored plan. As the Fund’s assets and liabilities are pooled and are not allocated by employer, the Actuary is unable to allocate benefit liabilities, assets and costs between employers. Thus the Fund is not able to prepare standard AASB 119 defined benefit reporting.

During the reporting period the amount of contributions paid to defined benefits schemes was \$45,732 (2019/20: \$52,736), and the amount paid to accumulation schemes was \$2.29 million (2019/20: \$2.35 million).

During the next reporting period the expected amount of contributions to be paid to defined benefits schemes is \$30,000, and to accumulation schemes is \$2.35 million.

As reported on the first page of this note, Assets exceeded accrued benefits as at the date of the last actuarial review, 30 June 2020. Favourable investment returns, since that date, has seen further improvement in the financial position of the Fund. The financial position of the Fund will be fully investigated at the actuarial review as at 30 June 2023.

An analysis of the assets and vested benefits of sub-funds participating in the Scheme, prepared by Rice Warner Pty Ltd as at 30 June 2020, showed that the Fund had assets of \$51.94 million and members’ Vested Benefits were \$43.41 million. These amounts represented 0.53% and 0.45% respectively of the corresponding total amounts for Tasplan.

As at 30 June 2020 the Fund had 95 members and the total employer contributions and member contributions for the year ending 30 June 2020 were \$927,231 and \$235,365 respectively.

39. Subsequent Events

No events subsequent to balance date have been identified which would materially affect these statements.

40. Contingent Assets

Council has entered into long term leases over two of its properties.

Council is the owner of the Bellerive Oval. It entered into a 45 year lease over this property on 9 October 2001.

Council is also part owner of the Copping Landfill. The owners of the landfill entered into a 50 year lease over this property which commenced on 21 March 2001.

The length and terms of these leases means that control over the assets has effectively passed to the lessees. Consequently the assets are treated as contingent and have not been included in council’s Balance Sheet.

CONTENTS

| | |
|--|-----------|
| Our mission and vision | 1 |
| Strategic goal areas | 2 |
| Welcome | 3 |
| Map | 4 |
| City profile | 5 |
| Mayor’s message | 6 |
| Council Aldermen | 8 |
| General Manager’s report | 10 |
| Organisational chart | 12 |
| Our services | 14 |
| 2020–21 highlights | 16 |
| A people city | 19 |
| A well-planned liveable city | 31 |
| A prosperous city | 39 |
| An environmentally responsible city | 43 |
| A creative and innovative city | 49 |
| Governance and leadership | 53 |
| Assets and resources | 57 |
| Financial management indicators | 62 |
| Financial statements | 65 |
| Notes to and forming part of the financial statements | 71 |
| Independent Auditor’s Report | 103 |
| Appendices | 107 |

40. Contingent Assets (continued)

Carrying amounts and depreciation expense in respect of these assets were:

| | \$'000 |
|---|---------------|
| Bellerive Oval- written down value at derecognition (1 July 2012) | 24,062 |
| Copping Landfill- written down value at derecognition (1 July 2012) | 2,691 |
| | 26,753 |
| Depreciation was charged in 2011/12 on these assets as follows: | |
| Bellerive Oval | 850 |
| Copping Landfill | 70 |
| | 920 |

Various council properties contain improvements over which council does not hold effective control. These are generally minor in nature and include pavillions, change facilities, and improvements for sporting, social, and other community purposes.

Accounting policy – contingent assets

Council owns the Bellerive Oval and has leased this asset to Cricket Tasmania for a minimum period of 45 years. Council is part owner of the Copping Landfill site. The landfill and associated land has been leased to the Copping Refuse Disposal Site Joint Authority for 50 years. Both of these leases are dated 2001. It is council’s opinion that control over these assets including maintenance obligations has been effectively transferred to the lessees, making the probability that significant future economic benefits will flow to council unlikely (other than rental income). Other than the relevant value of the land council has not included these assets in its balance sheet. This treatment is in accordance with AASB 137 *Provisions, Contingent Liabilities and Contingent Assets*.

41. Special Committees

Under Section 24 of the *Local Government Act 1993* a council may appoint Special Committees. The council had six such Committees in operation as at 30 June 2021.

The operations* of the Special Committees are consolidated into council’s financial statements and are summarised as follows:

| Committee | INCOME 2020/21 \$'000 | EXPEND- ITURE 2020/21 \$'000 | NET RESULT 2020/21 \$'000 | NET ASSETS 2020/21 \$'000 |
|---|-----------------------------|---------------------------------------|------------------------------------|------------------------------------|
| Alma’s Activities Centre Clarence | 58 | 52 | 6 | 99 |
| Lindisfarne Community Activities Centre | 26 | 29 | (3) | 28 |
| Risdon Vale Hall Committee | 15 | 7 | 8 | 19 |
| Clarence City Band | 29 | 25 | 4 | 55 |
| Howrah Community Centre | 261 | 287 | (26) | (80) |
| Geilston Bay Community Centre | 2 | 3 | (1) | 1 |
| | 391 | 403 | (12) | 122 |

*Due to timing of receipt of these records, some data remains unaudited.

| | 2019/20 | 2019/20 | 2019/20 | 2019/20 |
|---|------------|------------|-------------|------------|
| Alma’s Activities Centre Clarence | 72 | 87 | (15) | 92 |
| Lindisfarne Community Activities Centre | 27 | 26 | 1 | 31 |
| Risdon Vale Hall Committee | 7 | 4 | 3 | 11 |
| Clarence City Band | 30 | 21 | 9 | 51 |
| Howrah Community Centre | 226 | 286 | (60) | (56) |
| Geilston Bay Community Centre | 2 | 4 | (2) | 2 |
| | 364 | 428 | (64) | 131 |

42. Contingent Liabilities

Bank guarantees in existence at balance date were as follows:

| | 2021 \$'000 | 2020 \$'000 |
|-------------------|----------------|----------------|
| Howrah Bowls Club | 300 | 300 |
| | 300 | 300 |

Note: As contingent liabilities, the above items have not been brought to account.

CONTENTS

| | |
|--|-----------|
| Our mission and vision | 1 |
| Strategic goal areas | 2 |
| Welcome | 3 |
| Map | 4 |
| City profile | 5 |
| Mayor's message | 6 |
| Council Aldermen | 8 |
| General Manager's report | 10 |
| Organisational chart | 12 |
| Our services | 14 |
| 2020–21 highlights | 16 |
| A people city | 19 |
| A well-planned liveable city | 31 |
| A prosperous city | 39 |
| An environmentally responsible city | 43 |
| A creative and innovative city | 49 |
| Governance and leadership | 53 |
| Assets and resources | 57 |
| Financial management indicators | 62 |
| Financial statements | 65 |
| Notes to and forming part of the financial statements | 71 |
| Independent Auditor's Report | 103 |
| Appendices | 107 |



43. Significant Business Activities

The operating capital and competitive neutrality costs of the council's significant business activities:

| | CLARENCE CHILDREN'S SERVICES | | CLARENCE AQUATIC CENTRE | |
|--|------------------------------|-------------------|-------------------------|-------------------|
| | 2020/21 \$'000 | 2019/20 \$'000 | 2020/21 \$'000 | 2019/20 \$'000 |
| REVENUE | | | | |
| User Charges | 4,157 | 4,421 | - | - |
| Grants | 65 | 73 | - | - |
| Rental Income | - | - | 68 | 87 |
| Other Income | 21 | 48 | - | - |
| Total Revenue | 4,243 | 4,542 | 68 | 87 |
| EXPENDITURE | | | | |
| Direct | | | | |
| Employee Costs | 2,231 | 2,173 | - | - |
| Materials and contracts | 1,695 | 1,747 | 372 | 392 |
| Utilities | 8 | 13 | 140 | 152 |
| Other Expenses | 98 | 138 | - | - |
| Indirect | | | | |
| Engineering and Administration | 73 | 65 | - | - |
| Total Expenses | 4,105 | 4,136 | 512 | 544 |
| NOTIONAL COST OF FREE SERVICES RECEIVED | | | | |
| Capital Costs | | | | |
| Depreciation and amortisation | 20 | 16 | 124 | 127 |
| Opportunity cost of capital | - | 8 | - | 10 |
| Total Capital Costs | 20 | 24 | 124 | 137 |
| Competitive neutrality adjustments | | | | |
| Rates and land tax | 10 | 14 | 6 | 6 |
| Calculated Surplus/(Deficit) | 118 | 390 | (568) | (584) |
| Competitive neutrality adjustments | 108 | 368 | (574) | (600) |

Accounting policy – significant business activities

Council is required to report the operating, capital and competitive neutrality costs in respect of each significant business activity undertaken by the council. Council's disclosure is reconciled above. Council has determined, based upon the requirements of the National Competition Policy, that Clarence Children's Services and Clarence Aquatic Centre as defined above are considered significant business activities. Clarence Children's Services is the consolidation of the Rosny Child Care Centre, Family Day Care, Outside of School Hours Care, and Vacation Care. Competitive neutrality costs include notional costs i.e. income tax equivalent, rates and loan guarantees.

In preparing the information disclosed in relation to significant business activities, the following assumptions have been applied:

- The opportunity cost is based on applying the effective (weighted) average interest rate of cash assets per note 15.
- Materials, contracts and employee costs are based on actual expenditure on each activity.
- Tax calculation has not been included as it is considered to be immaterial.
- Depreciation is based on assets associated with the activity.

CONTENTS

| | |
|--|-----------|
| Our mission and vision | 1 |
| Strategic goal areas | 2 |
| Welcome | 3 |
| Map | 4 |
| City profile | 5 |
| Mayor's message | 6 |
| Council Aldermen | 8 |
| General Manager's report | 10 |
| Organisational chart | 12 |
| Our services | 14 |
| 2020–21 highlights | 16 |
| A people city | 19 |
| A well-planned liveable city | 31 |
| A prosperous city | 39 |
| An environmentally responsible city | 43 |
| A creative and innovative city | 49 |
| Governance and leadership | 53 |
| Assets and resources | 57 |
| Financial management indicators | 62 |
| Financial statements | 65 |
| Notes to and forming part of the financial statements | 71 |
| Independent Auditor's Report | 103 |
| Appendices | 107 |



44. Financial Management Indicators


| | 2021 \$'000 | 2020 \$'000 | 2019 \$'000 | 2018 \$'000 | 2017 \$'000 |
|---|----------------|----------------|----------------|----------------|----------------|
| Net liquid assets/(liabilities) This measure shows whether council's total liabilities can be met by its liquid assets. An excess of total liabilities over liquid assets means that, if all liabilities fell due at once, additional revenue would be needed to fund the shortfall. | 59,537 | 57,843 | 58,560 | 56,746 | 52,726 |
| Underlying surplus/(deficit) This measure shows council's estimated operating result net of non-structural items such as specific purpose capital grants and other contributions of capital. | 4,796 | 5,217 | 4,409 | 7,852 | 4,803 |
| Net financial liabilities ratio <i>Net financial liabilities/recurrent income</i> This ratio indicates the net financial obligations of council compared to its recurrent income. <i>*Benchmark: > 0%</i> <i>(within range of -50% to 0% is acceptable)</i> | 83% | 84% | 88% | 86% | 84% |
| Underlying surplus ratio <i>Underlying surplus/(deficit)/recurrent income</i> This ratio serves as an overall measure of financial operating effectiveness. <i>*Benchmark: >1.0</i> | 6.8 | 7.6 | 6.6 | 11.9 | 7.7 |

45. Asset Management Indicators

| | | | | | |
|--|-----|-----|-----|-----|-----|
| Asset consumption ratio roads | 46% | 45% | 46% | 45% | 49% |
| Asset consumption ratio stormwater | 64% | 52% | 52% | 52% | 56% |
| Asset consumption ratio buildings | 87% | 88% | 89% | 89% | 90% |
| <i>Depreciated replacement cost/current replacement cost</i> This ratio indicates the level of service potential available in council's existing asset base based on accounting estimates. <i>*Benchmark: >60%</i> | | | | | |
| Asset renewal funding ratio <i>Projected capital outlays/Projected capital expenditure funding</i> This ratio measures council's capacity to fund future asset replacement requirements based on its 10 Year Financial Management Plan. <i>*Benchmark: 100%</i> <i>(within range of 90% to 100% is acceptable)</i> | 95% | 95% | 96% | 96% | 98% |
| Asset sustainability ratio <i>Capital outlays on replacement or renewal of existing assets/annual depreciation expense</i> This ratio calculates the extent to which council is maintaining operating capacity through renewal of its existing asset base. <i>*Benchmark: 100%</i> The Asset sustainability ratio is below benchmark due to the timing of major projects and less expenditure allocated to renewal activities during the year. <i>*Benchmarks as per Auditor-General Report to Parliament 2013/2014</i> | 86% | 69% | 68% | 79% | 80% |

CONTENTS

| | |
|--|-----------|
| Our mission and vision | 1 |
| Strategic goal areas | 2 |
| Welcome | 3 |
| Map | 4 |
| City profile | 5 |
| Mayor’s message | 6 |
| Council Aldermen | 8 |
| General Manager’s report | 10 |
| Organisational chart | 12 |
| Our services | 14 |
| 2020–21 highlights | 16 |
| A people city | 19 |
| A well-planned liveable city | 31 |
| A prosperous city | 39 |
| An environmentally responsible city | 43 |
| A creative and innovative city | 49 |
| Governance and leadership | 53 |
| Assets and resources | 57 |
| Financial management indicators | 62 |
| Financial statements | 65 |
| Notes to and forming part of the financial statements | 71 |
| Independent Auditor’s Report | 103 |
| Appendices | 107 |



46. Related Party Transactions

a) Responsible Person

Names of persons holding the position of a Responsible Person at the council at any time during the year are:

Aldermen

- Ald Doug Chipman (Mayor)
- Ald Heather Chong (Deputy Mayor)
- Ald Brendan Blomeley
- Ald Luke Edmunds
- Ald Dean Ewington
- Ald Richard James
- Ald Wendy Kennedy
- Ald Tony Mulder
- Ald John Peers
- Ald Sharyn von Bertouch
- Ald James Walker
- Ald Beth Warren

General Manager

- Ian Nelson

b) Aldermen Remuneration

| 2020/21 | SHORT TERM EMPLOYEE BENEFITS | | | | |
|--------------|------------------------------|---------------------------------|---------------------------------|--|-----------------|
| NAME | ALLOWANCES \$'000 | VEHICLES ¹ \$'000 | TOTAL COMPENSATION \$'000 | REIMBURSEMENT OF EXPENSES \$'000 | TOTAL \$'000 |
| Mayor | 105 | 18 | 123 | 5 | 128 |
| Deputy Mayor | 51 | - | 51 | 2 | 53 |
| Councillors | 303 | - | 303 | 16 | 319 |
| Total | 459 | 18 | 477 | 23 | 500 |

| 2019/20 | SHORT TERM EMPLOYEE BENEFITS | | | | |
|--------------|------------------------------|---------------------------------|---------------------------------|--|-----------------|
| NAME | ALLOWANCES \$'000 | VEHICLES ¹ \$'000 | TOTAL COMPENSATION \$'000 | REIMBURSEMENT OF EXPENSES \$'000 | TOTAL \$'000 |
| Mayor | 105 | 15 | 120 | 1 | 121 |
| Deputy Mayor | 56 | - | 56 | 5 | 61 |
| Councillors | 300 | - | 300 | 24 | 324 |
| Total | 461 | 15 | 476 | 30 | 506 |

The above statement of allowances and expenses paid to the Mayor, Deputy Mayor and Aldermen is provided in accordance with Section 72 of the *Local Government Act 1993*, and AASB 124 *Disclosure of Related Party Transactions*.

- 1 Includes total cost of providing and maintaining vehicles provided for private use, including registration, insurance, fuel and other consumables, maintenance costs and parking. Amount shown is net of costs reimbursed.

CONTENTS

| | |
|--|-----------|
| Our mission and vision | 1 |
| Strategic goal areas | 2 |
| Welcome | 3 |
| Map | 4 |
| City profile | 5 |
| Mayor's message | 6 |
| Council Aldermen | 8 |
| General Manager's report | 10 |
| Organisational chart | 12 |
| Our services | 14 |
| 2020–21 highlights | 16 |
| A people city | 19 |
| A well-planned liveable city | 31 |
| A prosperous city | 39 |
| An environmentally responsible city | 43 |
| A creative and innovative city | 49 |
| Governance and leadership | 53 |
| Assets and resources | 57 |
| Financial management indicators | 62 |
| Financial statements | 65 |
| Notes to and forming part of the financial statements | 71 |
| Independent Auditor's Report | 103 |
| Appendices | 107 |



46. Related Party Transactions (continued)

c) Key Management Personnel Remuneration

| 2020/21 | NUMBER OF EMPLOYEES | SHORT TERM EMPLOYEE BENEFITS | | | POST EMPLOYMENT BENEFITS | | NON MONETARY BENEFITS ⁶ \$'000 | TOTAL \$'000 |
|---------------------|---------------------|-------------------------------|---------------------------------|--|--|---|--|-----------------|
| REMUNERATION BAND | | SALARY ¹ \$'000 | VEHICLES ² \$'000 | OTHER ALLOWANCES AND BENEFITS ³ \$'000 | SUPER-ANNUATION ⁴ \$'000 | TERMINATION BENEFITS ⁵ \$'000 | | |
| \$20,001–\$40,000 | 1 | 26 | 2 | - | 3 | - | 1 | 32 |
| \$100,001–\$120,000 | 1 | 78 | 7 | - | 10 | 25 | (30) | 90 |
| \$140,001–\$160,000 | 1 | 113 | 12 | - | 29 | - | 26 | 180 |
| \$160,001–\$180,000 | 3 | 419 | 36 | - | 59 | - | 11 | 525 |
| \$180,001–\$200,000 | 1 | 145 | 12 | - | 24 | - | 11 | 192 |
| \$200,001–\$220,000 | 3 | 530 | 36 | - | 70 | - | 11 | 647 |
| \$300,001–\$320,000 | 1 | 273 | 12 | - | 25 | - | 4 | 314 |
| Total | | 1,584 | 117 | - | 220 | 25 | 34 | 1,980 |

| 2019/20 | NUMBER OF EMPLOYEES | SHORT TERM EMPLOYEE BENEFITS | | | POST EMPLOYMENT BENEFITS | | NON MONETARY BENEFITS ⁶ \$'000 | TOTAL \$'000 |
|---------------------|---------------------|-------------------------------|---------------------------------|--|--|---|--|-----------------|
| REMUNERATION BAND | | SALARY ¹ \$'000 | VEHICLES ² \$'000 | OTHER ALLOWANCES AND BENEFITS ³ \$'000 | SUPER-ANNUATION ⁴ \$'000 | TERMINATION BENEFITS ⁵ \$'000 | | |
| \$1–\$20,000* | 1 | 16 | - | - | 2 | - | - | 18 |
| \$20,001–\$40,000* | 2 | 53 | 5 | - | 7 | - | 4 | 69 |
| \$40,001–\$60,000* | 1 | 39 | 3 | - | 5 | - | 2 | 49 |
| \$120,001–\$140,000 | 1 | 116 | 9 | - | 14 | - | 10 | 149 |
| \$140,001–\$160,000 | 2 | 232 | 21 | 4 | 29 | - | 26 | 312 |
| \$160,001–\$180,000 | 1 | 108 | 9 | - | 14 | - | 7 | 138 |
| \$180,001–\$200,000 | 1 | 155 | 12 | - | 19 | - | 12 | 198 |
| \$200,001–\$220,000 | 2 | 351 | 24 | 1 | 52 | - | 9 | 437 |
| \$220,001–\$240,000 | 1 | 184 | 12 | 18 | 24 | - | (22) | 216 |
| \$320,001–\$340,000 | 1 | 288 | 12 | - | 26 | - | 23 | 349 |
| Total | | 1,542 | 107 | 23 | 192 | - | 71 | 1,935 |

* Employees within these remuneration bands were acting in a key management role for a period of greater than four weeks.

The above statement of total annual remuneration paid to employees of council who hold positions designated by council as being senior positions is provided in accordance with Section 72 of the *Local Government Act 1993*, and AASB 124 *Disclosure of Related Party Transactions*.

- 1 Salary includes all forms of consideration paid and payable for services rendered and compensated absences.
- 2 The value of vehicles provided reflects that amount specified in individual employment agreements.
- 3 Other allowances and benefits includes the payment of higher duties allowances and cashed out annual leave.

- 4 Superannuation means the contribution to the superannuation fund of the individual.
- 5 Termination benefits include all forms of benefit paid or accrued as a consequence of termination.
- 6 Non-monetary benefits represents movements in accruals for annual and long service leave, and is not included in the determination of remuneration band.

d) Remuneration Principles

Aldermen

Aldermen are paid allowances and compensation for certain expenses consistent with the *Local Government Act 1993*.

CONTENTS

| | |
|--|-----------|
| Our mission and vision | 1 |
| Strategic goal areas | 2 |
| Welcome | 3 |
| Map | 4 |
| City profile | 5 |
| Mayor’s message | 6 |
| Council Aldermen | 8 |
| General Manager’s report | 10 |
| Organisational chart | 12 |
| Our services | 14 |
| 2020–21 highlights | 16 |
| A people city | 19 |
| A well-planned liveable city | 31 |
| A prosperous city | 39 |
| An environmentally responsible city | 43 |
| A creative and innovative city | 49 |
| Governance and leadership | 53 |
| Assets and resources | 57 |
| Financial management indicators | 62 |
| Financial statements | 65 |
| Notes to and forming part of the financial statements | 71 |
| Independent Auditor’s Report | 103 |
| Appendices | 107 |

46. Related Party Transactions (continued)

Executives

Remuneration of key management personnel is based on an assessment of current market remuneration for similar positions.

Employment terms and conditions of senior executives are contained in individual employment contracts or relevant industrial awards.

Short term incentive payments

Council does not make short term incentive payments.

e) Transactions with Related Parties

There have been no interests notified to the General Manager by Councillors pursuant to S84 of the *Local Government Act 1993* in respect of any body or organisation with which council has major financial dealings.



CONTENTS

| | |
|---|------------|
| Our mission and vision | 1 |
| Strategic goal areas | 2 |
| Welcome | 3 |
| Map | 4 |
| City profile | 5 |
| Mayor's message | 6 |
| Council Aldermen | 8 |
| General Manager's report | 10 |
| Organisational chart | 12 |
| Our services | 14 |
| 2020–21 highlights | 16 |
| A people city | 19 |
| A well-planned liveable city | 31 |
| A prosperous city | 39 |
| An environmentally responsible city | 43 |
| A creative and innovative city | 49 |
| Governance and leadership | 53 |
| Assets and resources | 57 |
| Financial management indicators | 62 |
| Financial statements | 65 |
| Notes to and forming part of the financial statements | 71 |
| Independent Auditor's Report | 103 |
| Appendices | 107 |



Independent Auditor's Report To the Aldermen of Clarence City Council Report on the Audit of the Financial Report

Opinion

I have audited the financial report of Clarence City Council (Council), which comprises the statement of financial position as at 30 June 2021 and statements of comprehensive income, changes in equity and cash flows for the year then ended, notes to the financial statements, including a summary of significant accounting policies, other explanatory notes and the statement of certification by the General Manager.

In my opinion, the accompanying financial report:

- (a) present fairly, in all material respects, Council's financial position as at 30 June 2021 and its financial performance and its cash flows for the year then ended
- (b) is in accordance with the *Local Government Act 1993* and Australian Accounting Standards.

Basis for Opinion

I conducted the audit in accordance with Australian Auditing Standards. My responsibilities under those standards are further described in the *Auditor's Responsibilities for the Audit of the Financial Report* section of my report. I am independent of Council in accordance with the ethical requirements of the Accounting Professional and Ethical Standards Board's APES 110 *Code of Ethics for Professional Accountants (including Independence Standards)* (the Code) that are relevant to my audit of the financial report in Australia. I have also fulfilled my other ethical responsibilities in accordance with the Code.

The *Audit Act 2008* further promotes the independence of the Auditor-General. The Auditor-General is the auditor of all Tasmanian public sector entities and can only be removed by Parliament. The Auditor-General may conduct an audit in any way considered appropriate and is not subject to direction by any person about the way in which audit powers are to be exercised. The Auditor-General has for the purposes of conducting an audit, access to all documents and property and can report to Parliament matters which in the Auditor-General's opinion are significant.

My audit responsibility does not extend to the budget figures included in the financial report, the asset renewal funding ratio disclosed in note 45, nor the Significant Business Activities disclosed in note 43 to the financial report and accordingly, I express no opinion on them.

CONTENTS

| | |
|---|------------|
| Our mission and vision | 1 |
| Strategic goal areas | 2 |
| Welcome | 3 |
| Map | 4 |
| City profile | 5 |
| Mayor's message | 6 |
| Council Aldermen | 8 |
| General Manager's report | 10 |
| Organisational chart | 12 |
| Our services | 14 |
| 2020–21 highlights | 16 |
| A people city | 19 |
| A well-planned liveable city | 31 |
| A prosperous city | 39 |
| An environmentally responsible city | 43 |
| A creative and innovative city | 49 |
| Governance and leadership | 53 |
| Assets and resources | 57 |
| Financial management indicators | 62 |
| Financial statements | 65 |
| Notes to and forming part of the financial statements | 71 |
| Independent Auditor's Report | 103 |
| Appendices | 107 |

I believe that the audit evidence I have obtained is sufficient and appropriate to provide a basis for my opinion.

Key Audit Matters

Key audit matters are those matters that, in my professional judgement, were of most significance in my audit of the financial report of the current period. These matters were addressed in the context of my audit of the financial report as a whole, and in forming my opinion thereon, and I do not provide a separate opinion on these matters.

| Why this matter is considered to be one of the most significant matters in the audit | Audit procedures to address the matter included |
|---|---|
| Valuation of property and infrastructure assets <i>Refer to notes 18 to 24 and 26</i> | |
| <p>Council's non-current assets includes land, land under roads, buildings and material long-life infrastructure assets, such as roads, stormwater and parks and recreation assets valued at fair value. The fair value of these assets, which totalled \$665.58m at 30 June 2021, are based on market values and current replacement cost.</p> <p>Council undertakes revaluations on a regular basis to ensure valuations represent fair value. Stormwater infrastructure assets were revalued in 2020-21.</p> <p>When an asset class is not subject to revaluation in the reporting year, Council considers whether the carrying values of those assets reflect fair value at balance date.</p> <p>In determining the fair values of these asset classes, Council exercised significant judgement and the valuations are highly dependent on a range of assumptions and estimates. For these reasons, the valuation of these asset classes requires particular audit attention.</p> | <ul style="list-style-type: none">• Evaluating management's assessment of the balance date carrying value of the assets, including:<ul style="list-style-type: none">– consideration of indicators that may suggest that the fair value of asset classes not subject to revaluation in the current year have moved materially– consideration of impairment indicators– consideration of the assets remaining useful lives.• Assessing the scope of work, expertise and independence of the internal experts involved in the valuations.• Evaluating the appropriateness of the valuation methodology applied to determine fair value, including the assumptions used.• Testing the accuracy of recording the valuation in Council's asset register and general ledger.• Assessing the adequacy of relevant disclosures in the financial report. |

Responsibilities of the General Manager for the Financial Report

The General Manager is responsible for the preparation and fair presentation of the financial report in accordance with Australian Accounting Standards and the *Local Government Act*

CONTENTS

| | |
|---|------------|
| Our mission and vision | 1 |
| Strategic goal areas | 2 |
| Welcome | 3 |
| Map | 4 |
| City profile | 5 |
| Mayor's message | 6 |
| Council Aldermen | 8 |
| General Manager's report | 10 |
| Organisational chart | 12 |
| Our services | 14 |
| 2020–21 highlights | 16 |
| A people city | 19 |
| A well-planned liveable city | 31 |
| A prosperous city | 39 |
| An environmentally responsible city | 43 |
| A creative and innovative city | 49 |
| Governance and leadership | 53 |
| Assets and resources | 57 |
| Financial management indicators | 62 |
| Financial statements | 65 |
| Notes to and forming part of the financial statements | 71 |
| Independent Auditor's Report | 103 |
| Appendices | 107 |

1993 and for such internal control as determined necessary to enable the preparation of the financial report that is free from material misstatement, whether due to fraud or error.

In preparing the financial report, the General Manager is responsible for assessing Council's ability to continue as a going concern, disclosing, as applicable, matters related to going concern and using the going concern basis of accounting unless Council is to be dissolved by an Act of Parliament or the Aldermen intend to cease operations, or have no realistic alternative but to do so.

Auditor's Responsibilities for the Audit of the Financial Report

My objectives are to obtain reasonable assurance about whether the financial report as a whole are free from material misstatement, whether due to fraud or error, and to issue an auditor's report that includes my opinion. Reasonable assurance is a high level of assurance, but is not a guarantee that an audit conducted in accordance with the Australian Auditing Standards will always detect a material misstatement when it exists. Misstatements can arise from fraud or error and are considered material if, individually or in the aggregate, they could reasonably be expected to influence the economic decisions of users taken on the basis of this financial report.

As part of an audit in accordance with the Australian Auditing Standards, I exercise professional judgement and maintain professional scepticism throughout the audit. I also:

- Identify and assess the risks of material misstatement of the financial report, whether due to fraud or error, design and perform audit procedures responsive to those risks, and obtain audit evidence that is sufficient and appropriate to provide a basis for my opinion. The risk of not detecting a material misstatement resulting from fraud is higher than for one resulting from error, as fraud may involve collusion, forgery, intentional omissions, misrepresentations, or the override of internal control.
- Obtain an understanding of internal control relevant to the audit in order to design audit procedures that are appropriate in the circumstances, but not for the purpose of expressing an opinion on the effectiveness of Council's internal control.
- Evaluate the appropriateness of accounting policies used and the reasonableness of accounting estimates and related disclosures made by the General Manager.
- Conclude on the appropriateness of the General Manager's use of the going concern basis of accounting and, based on the audit evidence obtained, whether a material uncertainty exists related to events or conditions that may cast significant doubt on Council's ability to continue as a going concern. If I conclude that a material uncertainty exists, I am required to draw attention in my auditor's report to the related disclosures in the financial report or, if such disclosures are inadequate, to modify my opinion. My conclusion is based on the audit evidence obtained up to the date of my auditor's report. However, future events or conditions may cause Council to cease to continue as a going concern.
- Evaluate the overall presentation, structure and content of the financial report, including the disclosures, and whether the financial report represent the underlying transactions and events in a manner that achieves fair presentation.



CONTENTS

| | |
|---|------------|
| Our mission and vision | 1 |
| Strategic goal areas | 2 |
| Welcome | 3 |
| Map | 4 |
| City profile | 5 |
| Mayor’s message | 6 |
| Council Aldermen | 8 |
| General Manager’s report | 10 |
| Organisational chart | 12 |
| Our services | 14 |
| 2020–21 highlights | 16 |
| A people city | 19 |
| A well-planned liveable city | 31 |
| A prosperous city | 39 |
| An environmentally responsible city | 43 |
| A creative and innovative city | 49 |
| Governance and leadership | 53 |
| Assets and resources | 57 |
| Financial management indicators | 62 |
| Financial statements | 65 |
| Notes to and forming part of the financial statements | 71 |
| Independent Auditor’s Report | 103 |
| Appendices | 107 |

I communicate with the General Manager regarding, among other matters, the planned scope and timing of the audit and significant audit findings, including any significant deficiencies in internal control that I identify during my audit.

From the matters communicated with the General Manager, I determine those matters that were of most significance in the audit of the financial report of the current period and are therefore the key audit matters. I describe these matters in my auditor’s report unless law or regulation precludes public disclosure about the matter or when, in extremely rare circumstances, I determine that a matter should not be communicated in my report because the adverse consequences of doing so would reasonably be expected to outweigh the public interest benefits of such communication.



David Bond
Assistant Auditor-General - Audit
Delegate of the Auditor-General
Tasmanian Audit Office

27 September 2021
Hobart



CONTENTS

| | |
|---|------------|
| Our mission and vision | 1 |
| Strategic goal areas | 2 |
| Welcome | 3 |
| Map | 4 |
| City profile | 5 |
| Mayor’s message | 6 |
| Council Aldermen | 8 |
| General Manager’s report | 10 |
| Organisational chart | 12 |
| Our services | 14 |
| 2020–21 highlights | 16 |
| A people city | 19 |
| A well-planned liveable city | 31 |
| A prosperous city | 39 |
| An environmentally responsible city | 43 |
| A creative and innovative city | 49 |
| Governance and leadership | 53 |
| Assets and resources | 57 |
| Financial management indicators | 62 |
| Financial statements | 65 |
| Notes to and forming part of the financial statements | 71 |
| Independent Auditor’s Report | 103 |
| Appendices | 107 |

APPENDIX A

The following is a statement of allowances and expenses paid to the Mayor, Deputy Mayor and Aldermen provided in accordance with Section 72 of the *Local Government Act 1993*.

| | ALLOWANCE | EXPENSES | TOTAL AMOUNT |
|--------------------------------------|-------------------|------------------|-------------------|
| Alderman Blomeley | 30,591.70 | 7,936.49 | 38,528.19 |
| Alderman Chipman, Mayor ¹ | 121,387.79 | 6,102.64 | 127,490.43 |
| Alderman Chong, Deputy Mayor | 51,040.08 | 2,508.90 | 53,548.98 |
| Alderman Edmunds | 30,591.70 | 2,878.92 | 33,470.62 |
| Alderman Ewington | 30,115.02 | 656.15 | 30,771.17 |
| Alderman James | 30,591.70 | 2,045.09 | 32,636.79 |
| Alderman Kennedy | 30,591.70 | 1,099.73 | 31,691.43 |
| Alderman Mulder | 30,591.70 | 5,155.05 | 35,746.75 |
| Alderman Peers | 30,591.70 | 972.42 | 31,564.12 |
| Alderman von Bertouch | 30,591.70 | 3,492.63 | 34,084.33 |
| Alderman Walker | 27,798.48 | 465.40 | 28,263.88 |
| Alderman Warren | 30,591.70 | 1,619.15 | 32,210.85 |
| | 475,074.97 | 34,932.57 | 510,007.54 |

1) The Mayor also receives a fully maintained vehicle for private use.

CONTENTS

| | |
|---|------------|
| Our mission and vision | 1 |
| Strategic goal areas | 2 |
| Welcome | 3 |
| Map | 4 |
| City profile | 5 |
| Mayor’s message | 6 |
| Council Aldermen | 8 |
| General Manager’s report | 10 |
| Organisational chart | 12 |
| Our services | 14 |
| 2020–21 highlights | 16 |
| A people city | 19 |
| A well-planned liveable city | 31 |
| A prosperous city | 39 |
| An environmentally responsible city | 43 |
| A creative and innovative city | 49 |
| Governance and leadership | 53 |
| Assets and resources | 57 |
| Financial management indicators | 62 |
| Financial statements | 65 |
| Notes to and forming part of the financial statements | 71 |
| Independent Auditor’s Report | 103 |
| Appendices | 107 |

APPENDIX B

The following is a statement of the attendance of Aldermen at Meetings of Council during the 2020-21 financial year, in accordance with Section 72 of the *Local Government Act 1993*.

COUNCIL MEETINGS

| | MEETINGS HELD | MEETINGS ATTENDED |
|-----------------------|------------------|----------------------|
| Alderman Blomeley | 22 | 21 |
| Alderman Chipman | 22 | 22 |
| Alderman Chong | 22 | 21 |
| Alderman Edmunds | 22 | 22 |
| Alderman Ewington* | 22 | 20 |
| Alderman James | 22 | 22 |
| Alderman Kennedy | 22 | 19 |
| Alderman Mulder | 22 | 20 |
| Alderman Peers | 22 | 21 |
| Alderman von Bertouch | 22 | 22 |
| Alderman Walker | 22 | 21 |
| Alderman Warren | 22 | 22 |

*Leave of Absence approved:

- Ald Ewington – 2 June to 17 June 2021



CONTENTS

Our mission and vision 1

Strategic goal areas 2

Welcome 3

Map 4

City profile 5

Mayor’s message 6

Council Aldermen 8

General Manager’s report 10

Organisational chart 12

Our services 14

2020–21 highlights 16

A people city 19

A well-planned liveable city 31

A prosperous city 39

An environmentally responsible city 43

A creative and innovative city 49

Governance and leadership 53

Assets and resources 57

Financial management indicators 62

Financial statements 65

Notes to and forming part of the financial statements 71

Independent Auditor’s Report 103

Appendices 107

APPENDIX C

The following is a report in relation to contracts for supply or provision of goods or services valued at or exceeding \$250,000 (excluding GST) that is entered into or extended between 1 July 2020 and 30 June 2021. This is in accordance with Regulation 29 of the *Local Government (General) Regulations 2015*.

| CONTRACT DESCRIPTION | CONTRACT START DATE | CONTRACT EXPIRY DATE | VALUE | BUSINESS NAME OF SUCCESSFUL CONTRACTOR | BUSINESS ADDRESS OF SUCCESSFUL CONTRACTOR |
|---|---|---|-------------------|---|--|
| T1362/20 Bangalee Street Road reconstruction works | 3/8/20 | 9/10/20 | \$371,710.70 | Stabilised Pavements of Australia Pty Ltd | 234 Wisemans Ferry Road Somserby NSW 2250 |
| T1366 /20 Intersection South and High Street, Bellerive roundabout reconstruction | 31/8/20 | 23/11/20 | \$426,819.89 | Spectran Contracting Pty Ltd | 6 Birdwood Avenue Moonah 7009 |
| T1352/19 Blessington Street stormwater upgrade stage two | 14/9/20 | 31/12/20 | \$349,063.36 | de Kleine Contracting Pty Ltd | 130 Cudjee Road, Mountain River Tasmania 7109 |
| T1364/20 Rosny Child Care Centre landscaping upgrade | 21/10/20 | 5/2/21 | \$341,300.00 | Logic Build Tas Pty Ltd | 11 Gordon Street, Sorell Tasmania 7172 |
| T1385/20 Duntroon Drive Road reconstruction works | 14/1/21 | 2/6/21 | \$1,039,889.92 | Downer Edi Works Pty Ltd | Trinity III Trinity Business Campus', Level 2, 39 Delhi Road, North Ryde, NSW 2113 |
| T1301/19 Asphalt supply cart and lay | 28/9/20 | 31/12/21 | Schedule of Rate | Downer Edi Works Pty Ltd | Trinity III Trinity Business Campus', Level 2, 39 Delhi Road, North Ryde, NSW 2113 |
| T1254/18 South Arm Oval and 3 Jetty Road Public Toilets | Date nominated by Contractor and approved by Superintendent | Date nominated by Contractor and approved by Superintendent | \$453,670.00 | Macquarie Builders Pty Ltd | Collins BSA, 29 Murray Street, Hobart, Tasmania 7000 |
| T1303/19 Asphalt supply only | 24/8/21 | 31/12/21 | Schedule of Rates | Downer EDI Works Pty Ltd | Trinity III Trinity Business Campus', Level 2, 39 Delhi Road, North Ryde, NSW 2113 |
| T1358/20 Bellerive Beach Park – shared cycle path construction | 29/3/21 | 13/8/21 | \$598,099.23 | BlackCap Construction Pty Ltd | WLF Accounting & Advisory, Level 1, 160 Collins Street, Hobart Tasmania 7000 |
| T1387/20 Hookey Court and Atkins Street road reconstruction | 15/3/21 | 4/6/21 | \$580,002.10 | MMS Tas Civil Pty Ltd | "Smartax", Level Unit 13, 39 Murray Street, Hobart, Tasmania 7000 |
| T1379/20 Annual reseal micro-surfacing works 2020/2021 | 25/1/21 | 5/4/21 | \$811,616.58 | Downer EDI Works Pty Ltd | Trinity III Trinity Business Campus', Level 2, 39 Delhi Road, North Ryde, NSW 2113 |



CONTENTS

Our mission and vision 1

Strategic goal areas 2

Welcome 3

Map 4

City profile 5

Mayor’s message 6

Council Aldermen 8

General Manager’s report 10

Organisational chart 12

Our services 14

2020–21 highlights 16

A people city 19

A well-planned liveable city 31

A prosperous city 39

An environmentally responsible city 43

A creative and innovative city 49

Governance and leadership 53

Assets and resources 57

Financial management indicators 62

Financial statements 65

Notes to and forming part of the financial statements 71

Independent Auditor’s Report 103

Appendices 107

| | | | | | |
|--|----------|---------|--------------|--|--|
| T1390/20 Victoria Esplanade Landscape and Streetscape Master Plan design consultancy | 1/2/21 | 13/9/21 | \$292,975.00 | Inspiring Place, Rush Wright Associates Pty Ltd and Liminal Studio | 210 Collins Street, Hobart, Tasmania 7000 |
| Q1412/21 Kangaroo Bay Oval irrigation design and construct | 21/6/21 | 26/7/21 | \$274,618.56 | Irrigation Tasmania Pty Ltd | Level 10, 737 Bourke Street, Docklands, Victoria 3008 |
| T1371/20 Piper Road upgrade | 9/3/21 | 30/6/21 | \$759,747.27 | BlackCap Construction Pty Ltd | WLF Accounting & Advisory, Level 1, 160 Collins Street, Hobart Tasmania 7000 |
| T1378/20 Annual reseal spray seal works 2020-21 | 16/12/21 | 31/3/21 | \$443,090.67 | Downer EDI Works Pty Ltd | Trinity III Trinity Business Campus', Level 2, 39 Delhi Road, North Ryde, NSW 2113 |
| T1380/20 Asphalt resurfacing works 2020-21 | 30/11/20 | 16/4/21 | \$958,298.90 | Downer EDI Works Pty Ltd | Trinity III Trinity Business Campus', Level 2, 39 Delhi Road, North Ryde, NSW 2113 |
| T1351/20 Ringwood Road stormwater | 11/1/21 | 19/2/21 | \$316,402.70 | MS Tas Civil Pty Ltd | "Smartax", Level Unit 13, 39 Murray Street, Hobart, Tasmania 7000 |

The following is a report in relation to contracts for supply or provision of goods or services valued at or exceeding \$100,000 (excluding GST) but less than \$250,000 that is entered into or extended between 1 July 2020 and 30 June 2021. This is in accordance with Regulation 29 of the *Local Government (General) Regulations 2015*.

| CONTRACT DESCRIPTION | CONTRACT START DATE | CONTRACT EXPIRY DATE | VALUE | BUSINESS NAME OF SUCCESSFUL CONTRACTOR | BUSINESS ADDRESS OF SUCCESSFUL CONTRACTOR |
|-------------------------------------|---------------------|----------------------|--------------|---|---|
| T1755/20 Hard Waste Collection 2020 | 28/9/20 | 30/10/20 | \$172,816.88 | Corporate Maintenance Solutions (Tas) Pty Ltd | Moroney Wray Jackson' Level 7, 39 Murray Street Hobart, Tasmania 7000 |



CONTENTS


| | |
|---|------------|
| Our mission and vision | 1 |
| Strategic goal areas | 2 |
| Welcome | 3 |
| Map | 4 |
| City profile | 5 |
| Mayor’s message | 6 |
| Council Aldermen | 8 |
| General Manager’s report | 10 |
| Organisational chart | 12 |
| Our services | 14 |
| 2020–21 highlights | 16 |
| A people city | 19 |
| A well-planned liveable city | 31 |
| A prosperous city | 39 |
| An environmentally responsible city | 43 |
| A creative and innovative city | 49 |
| Governance and leadership | 53 |
| Assets and resources | 57 |
| Financial management indicators | 62 |
| Financial statements | 65 |
| Notes to and forming part of the financial statements | 71 |
| Independent Auditor’s Report | 103 |
| Appendices | 107 |

APPENDIX D

Statement of Grants and Benefits provided in accordance with *Section 77 of the Local Government Act 1993*.

Amount excludes GST

| | | | |
|--|--------------|---|--------------|
| Lauderdale Football Club | \$157,000.00 | Clarence Sunrise, Satellite of the Rotary Club of Lindisfarne | \$1,500.00 |
| Olympia Warriors Football Club | \$235,000.00 | Clifton Beach Surf Life Saving Club | \$10,000.00 |
| Hobart City Mission | \$617.30 | Rosny College School Association | \$4,050.00 |
| Tasmanian Canine Defence League | \$80.00 | Colony 47 – SE@RCH program | \$4,134.20 |
| Brightside Farm Sanctuary | \$110.00 | One Community Together | \$4,800.00 |
| South Arm Peninsula Residents Association Inc. | \$150.00 | Hobart Bangladesh Community Inc. | \$2,807.90 |
| Lions Club of Hobart Town | \$120.00 | Hobart Archers Inc. | \$2,500.00 |
| Rotary Club of Hobart Inc. | \$120.00 | St Aidans Cricket Club | \$1,500.00 |
| Palena Netball Club Inc. | \$150.00 | Risdon Vale Neighbourhood Centre | \$5,000.00 |
| Pipe Clay Coastcare | \$150.00 | Warrane Mornington Neighbourhood Centre | \$5,000.00 |
| Cremorne Community Group | \$150.00 | Rokeby Neighbourhood Centre | \$5,000.00 |
| Lions Club of Clarence | \$150.00 | Clarendon Vale Neighbourhood Centre | \$5,000.00 |
| Young Leaders of Tasmania | \$150.00 | RAW Tasmania | \$3,000.00 |
| Samantha Mills | \$150.00 | Clarence Plains Child and Family Centre (Auspiced by Clarendon Vale Neighbourhood Centre) | \$3,000.00 |
| Eliza van de Kamp | \$150.00 | Warrane Community Garden | \$1,090.00 |
| Clarence High School Association | \$300.00 | Child Health Association of Tasmania | \$7,500.00 |
| Davina Cox | \$150.00 | Clarendon Vale Primary School Association | \$4,200.00 |
| Jessica Smith | \$150.00 | Hobart Cat Centre | \$5,444.68 |
| Tasmanian Debating Union | \$300.00 | Cycling South | \$12,000.00 |
| Jack Frank Berry | \$150.00 | COVID-19 Rental relief to lease holders due to forced closure | \$95,486.57 |
| Amelie Cox | \$150.00 | Rural Rate Remissions | \$174,031.00 |
| Claire Murray | \$150.00 | Council Portion of Pension Remission | \$113,382.00 |
| Charlotte and Isobel King | \$300.00 | Revaluation Rebates | \$29,511.00 |
| Dominoes Basketball Club | \$2,500.00 | Boat Shed Rebates | \$5,075.00 |
| Lindisfarne Sailing Club | \$1,500.00 | Conservation Covenants Remissions | \$3,771.25 |
| Grace Church Rokeby | \$1,500.00 | Public Benefit Discount and Community service obligations to individuals and groups for leased council properties. Other community service obligations will be identified when leases are reviewed. | \$229,185.65 |
| Cremorne Community Group Inc | \$3,000.00 | | |
| Tasmanian Multiple Births Association | \$1,279.49 | | |
| Pipe Clay Coast Care | \$4,997.00 | | |
| The Parkside Foundation | \$4,206.00 | | |
| Grace Christian Church | \$3,000.00 | | |
| Neighbourhood Watch Tasmania | \$1,500.00 | | |
| Eastern Suburbs Rugby Union Football Club | \$1,142.00 | | |



CONTENTS

| | |
|--|-----|
| Our mission and vision | 1 |
| Strategic goal areas | 2 |
| Welcome | 3 |
| Map | 4 |
| City profile | 5 |
| Mayor’s message | 6 |
| Council Aldermen | 8 |
| General Manager’s report | 10 |
| Organisational chart | 12 |
| Our services | 14 |
| 2020–21 highlights | 16 |
| A people city | 19 |
| A well-planned liveable city | 31 |
| A prosperous city | 39 |
| An environmentally responsible city | 43 |
| A creative and innovative city | 49 |
| Governance and leadership | 53 |
| Assets and resources | 57 |
| Financial management indicators | 62 |
| Financial statements | 65 |
| Notes to and forming part of the financial statements | 71 |
| Independent Auditor’s Report | 103 |
| Appendices | 107 |



City of Clarence

PO Box 96, Rosny Park TAS 7018
Ph: 03 6217 9500

E: clarence@ccc.tas.gov.au
www.ccc.tas.gov.au

 Clarence City Council