

MINUTES OF A SPECIAL MEETING OF THE CLARENCE CITY COUNCIL HELD AT THE COUNCIL CHAMBERS, BLIGH STREET, ROSNY PARK, ON MONDAY 3 JUNE 2019

HOURL CALLED: 7.00pm

PRESENT: The meeting commenced at 7.00pm with the Mayor (Ald D C Chipman) in the Chair and with Aldermen:

B A Blomeley
H Chong
L Edmunds
D Ewington
R H James
W Kennedy
T Mulder
J Peers
S von Bertouch
J Walker; present.

1. APOLOGIES B Warren (Leave of Absence)

ORDER OF BUSINESS Items 1 – 13

IN ATTENDANCE

General Manager
(Mr A Paul)

Chief Financial Officer
(Ms M Coleman)

Group Manager Engineering Services
(Mr R Graham)

Corporate Secretary
(Mr I Nelson)

Manager Health and Community Development
(Mr J Toohey)

Acting Manager City Planning
(Mr D Ford)

The Meeting closed at 7.13pm.

Prior to the commencement of the meeting, the Mayor made the following declaration:

“I acknowledge the Tasmanian Aboriginal Community as the traditional custodians of the land on which we meet today, and pay respect to elders, past and present”.

The Mayor also advised the Meeting and members of the public that Council Meetings, not including Closed Meeting, are audio-visually recorded and published to Council’s website.

SPECIAL COUNCIL MEETING

MONDAY 3 JUNE 2019

TABLE OF CONTENTS

ITEM	SUBJECT	PAGE
1.	ATTENDANCE AND APOLOGIES.....	3
2.	ESTIMATES, CAPITAL EXPENDITURE PROGRAMME, FEES AND CHARGES 2019/2020	3

1. ATTENDANCE AND APOLOGIES

Refer to cover page.

2. ESTIMATES, CAPITAL EXPENDITURE PROGRAMME, FEES AND CHARGES 2019/2020
(File No 10-02-04)**EXECUTIVE SUMMARY****PURPOSE**

To consider the Estimates, incorporating the Capital Expenditure Programme, for the 2019/2020 financial year, together with an updated List of Fees and Charges.

RELATION TO EXISTING POLICY/PLANS

Consistent with Council's adopted Strategic Plan 2016-2026.

LEGISLATIVE REQUIREMENTS

Council is required to adopt Estimates for each financial year.

CONSULTATION

No issues to be addressed.

FINANCIAL IMPLICATIONS

The Estimates provide statutory authorisation for recurrent and capital expenditure for 2019/2020. Based on the draft estimates, the required increase in rating effort to meet the proposed functional outcomes is 2.9% net of growth and the effects of the State Government Fire Services Contribution.

RECOMMENDATION:

- A. That the Estimates for 2019/2020 attached as Attachment 1 be adopted.
- B. That the Capital Expenditure Programme for 2019/2020 attached as Attachment 2 be adopted.
- C. That the new List of Fees and Charges attached as Attachment 3 be adopted.

/ Refer to Page 4 for Decision on this Item...

ESTIMATES, CAPITAL EXPENDITURE PROGRAMME, FEES AND CHARGES 2019/2020 /contd...

QUESTION WITHOUT NOTICE – ALD MULDER

Ald Mulder asked what the rate generated on a \$400,000 property would be?

The Mayor took the Question on Notice to be answered at a future Council Meeting.

The Mayor advised the Meeting that the Recommendations would be dealt with ad seriatum.

Decision:	MOVED Ald Blomeley SECONDED Ald Peers	
	“That the Estimates for 2019/2020 attached as Attachment 1 be adopted”.	
	CARRIED	
	FOR	AGAINST
	Ald Blomeley	Ald James
	Ald Chipman	
	Ald Chong	
	Ald Edmunds	
	Ald Ewington	
	Ald Kennedy	
	Ald Mulder	
	Ald Peers	
	Ald von Bertouch	
	Ald Walker	
	MOVED Ald James SECONDED Ald Ewington	
	“That the Capital Expenditure Programme for 2019/2020 attached as Attachment 2 be adopted”.	
	CARRIED UNANIMOUSLY	
	MOVED Ald Walker SECONDED Ald Chong	
	“That the new List of Fees and Charges attached as Attachment 3 be adopted”.	
	CARRIED UNANIMOUSLY	

On behalf of Council the General Manager acknowledged the efforts of the Chief Financial Officer and her staff in preparing the budget.

The Meeting closed at 7.13pm.

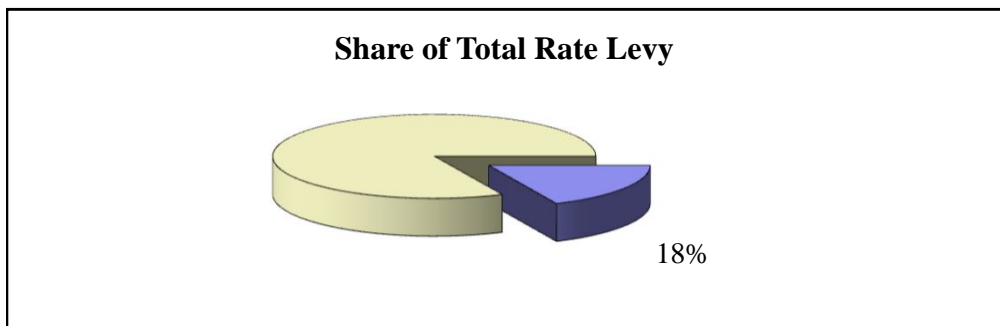
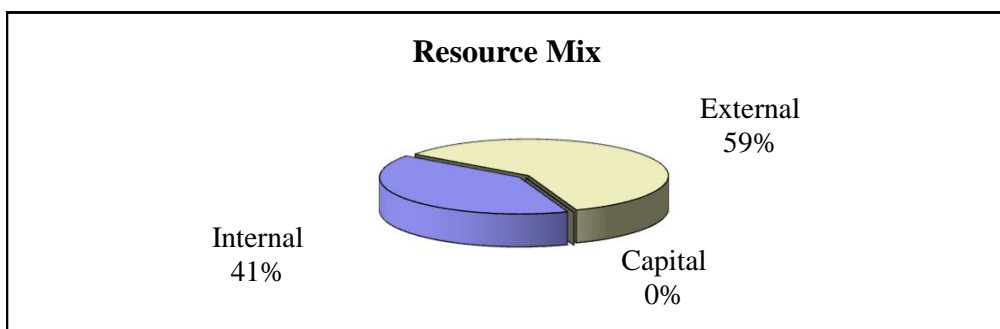
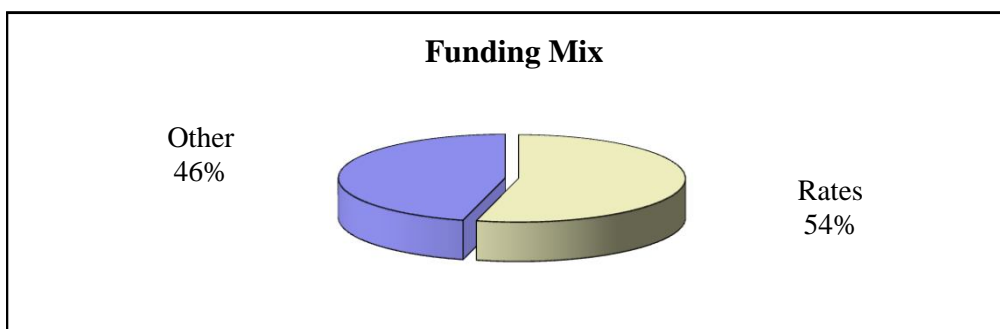
**CLARENCE CITY COUNCIL
ANNUAL ESTIMATES 2019/2020
(\$000)**

	EXPENSES	REVENUES	NET EXPENSES	ASSET PURCHASES	EXPENSES CAPITALISED	BORROWINGS	TFRS TO RESERVES	TFRS FROM RESERVES	NET RATING REQU'T
GOVERNANCE and COMMUNITY									
Communities and People	15,240	7,393	7,847	2,769	594	-		608	9,414
City Future	2,628	2,050	578				340	93	825
Natural Environment	8,869	158	8,711	180	81			20	8,790
Governance	10,194	5,105	5,089				4,679	70	9,698
Economic Development & Marketing	678	20	658	20				20	658
Corporate Support	5,566	11	5,555					250	5,305
Roads & Transport	12,374	957	11,417	11,122	2,509	-		9,383	10,647
Stormwater	2,502	539	1,963	3,281	592			2,289	2,363
Facilities Management	4,792	993	3,799	1,790	133			1,213	4,243
Plant	2,784	2,784	-						-

Clarence City Council Annual Estimates 2019/2020

COMMUNITIES & PEOPLE

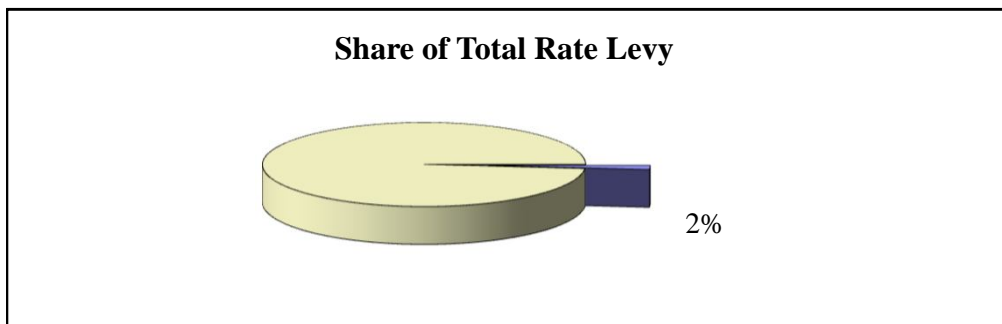
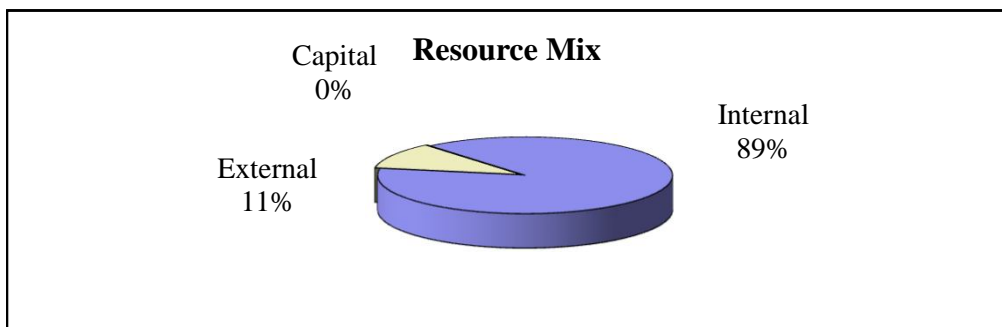
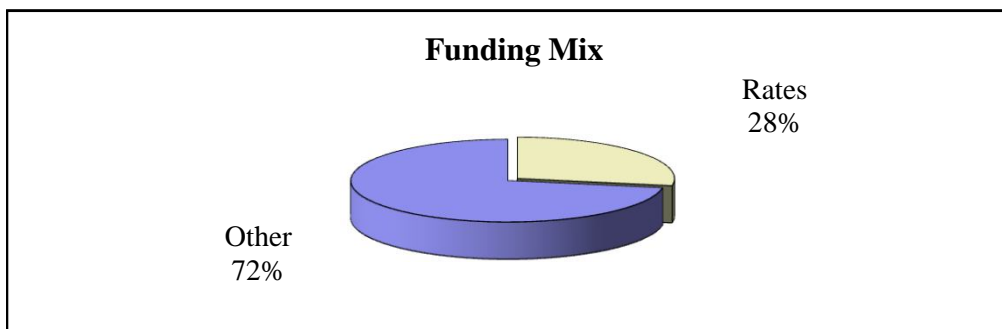
FINANCIAL RESOURCE REQUIREMENTS	
	\$'000
Total Expenses	15,240
Total Revenues	7,393
Net Expenses	7,847
Less Expenses Capitalised	594
Net Operating Expenses	7,253
Net Asset Purchases	2,769
Borrowings	
Transfers to Reserves	
Transfers from Reserves	608
Capital Financing Requirement	2,161
Net Rating Requirement	9,414



Clarence City Council Annual Estimates 2019/2020

CITY FUTURE

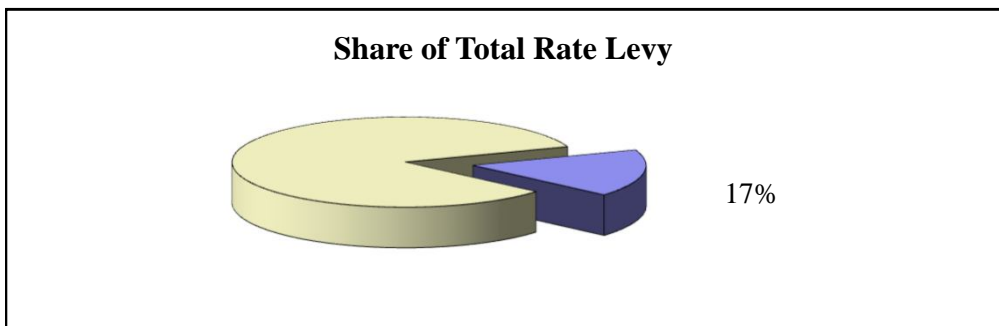
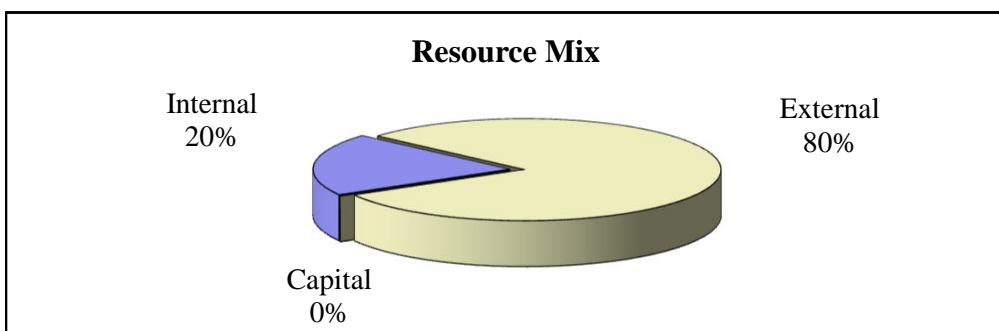

FINANCIAL RESOURCE REQUIREMENTS	
	\$'000
Total Expenses	2,628
Total Revenues	2,050
Net Expenses	578
Less Expenses Capitalised	
Net Operating Expenses	578
Net Asset Purchases	
Borrowings	
Transfers to Reserves	340
Transfers from Reserves	93
Capital Financing Requirement	247
Net Rating Requirement	825



Clarence City Council Annual Estimates 2019/2020

NATURAL ENVIRONMENT

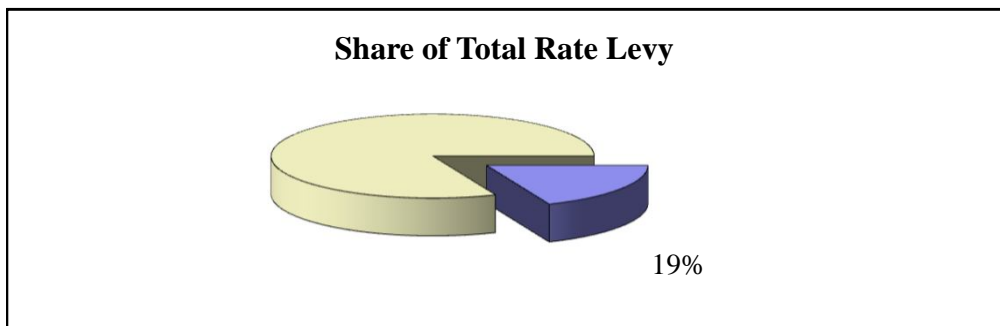
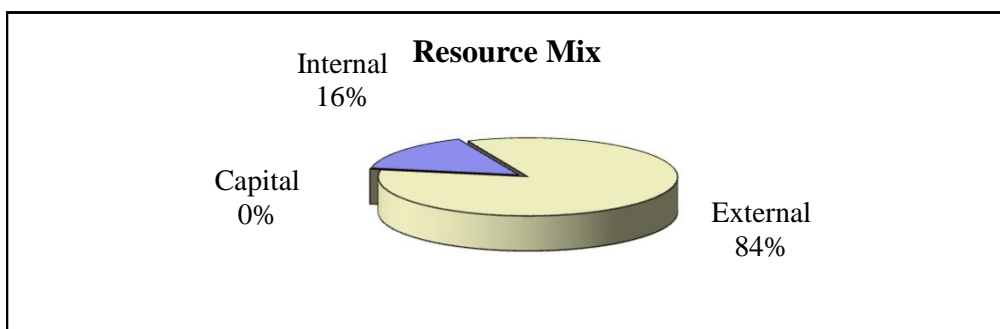
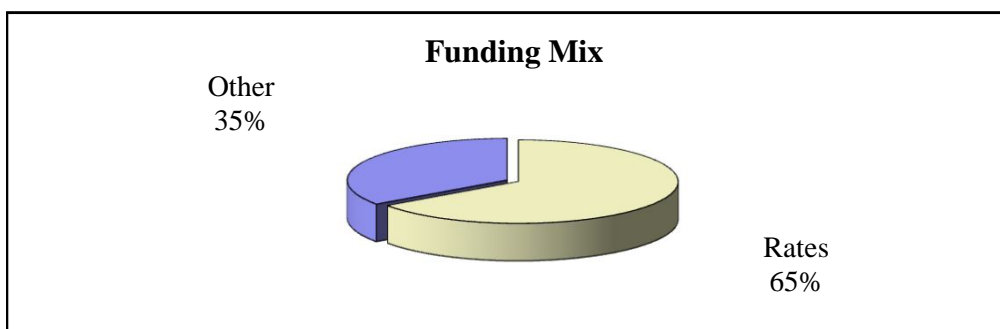
FINANCIAL RESOURCE REQUIREMENTS	
	\$'000
Total Expenses	8,869
Total Revenues	158
Net Expenses	8,711
Less Expenses Capitalised	81
Net Operating Expenses	8,630
Net Asset Purchases	180
Borrowings	
Transfers to Reserves	
Transfers from Reserves	20
Capital Financing Requirement	160
Net Rating Requirement	8,790



Clarence City Council Annual Estimates 2019/2020

GOVERNANCE

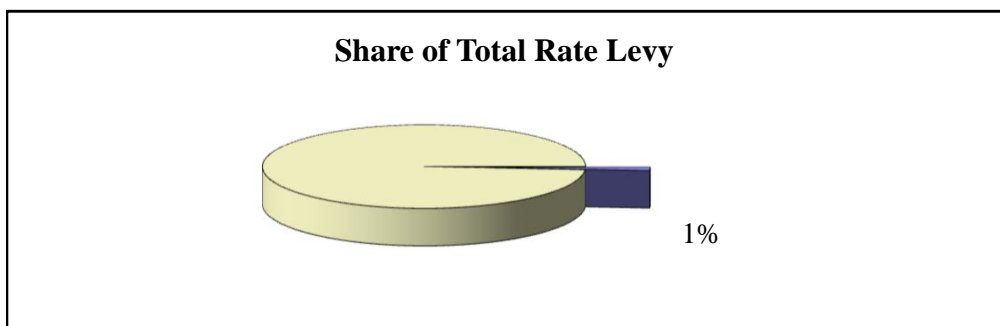
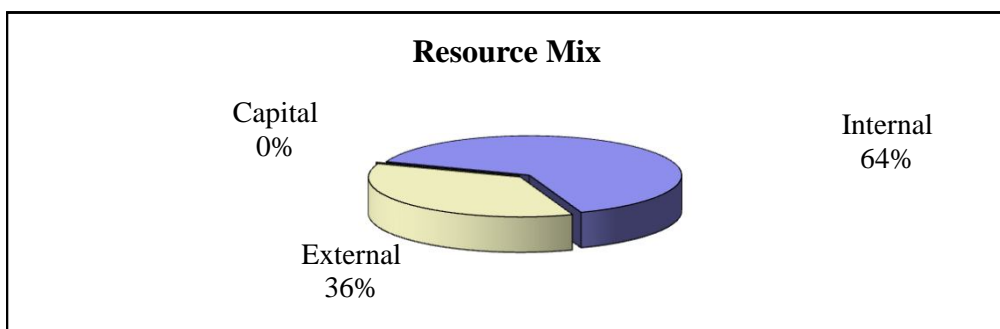
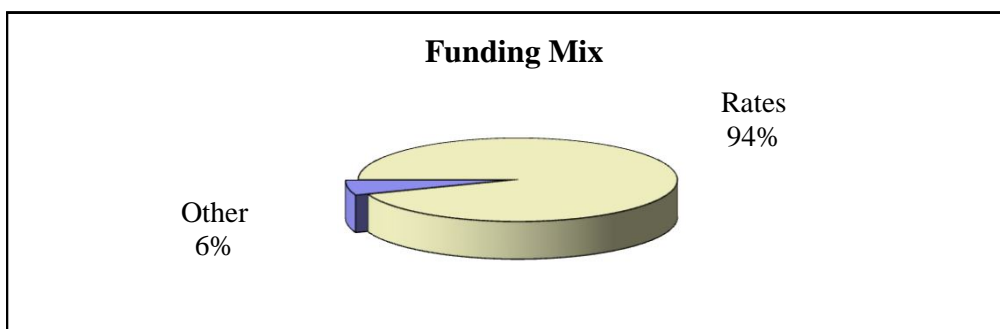
FINANCIAL RESOURCE REQUIREMENTS	
	\$'000
Total Expenses	10,194
Total Revenues	5,105
Net Expenses	5,089
Less Expenses Capitalised	
Net Operating Expenses	5,089
Net Asset Purchases	
Borrowings	
Transfers to Reserves	4,679
Transfers from Reserves	70
Capital Financing Requirement	4,609
Net Rating Requirement	9,698



Clarence City Council Annual Estimates 2019/2020

ECONOMIC DEVELOPMENT & MARKETING

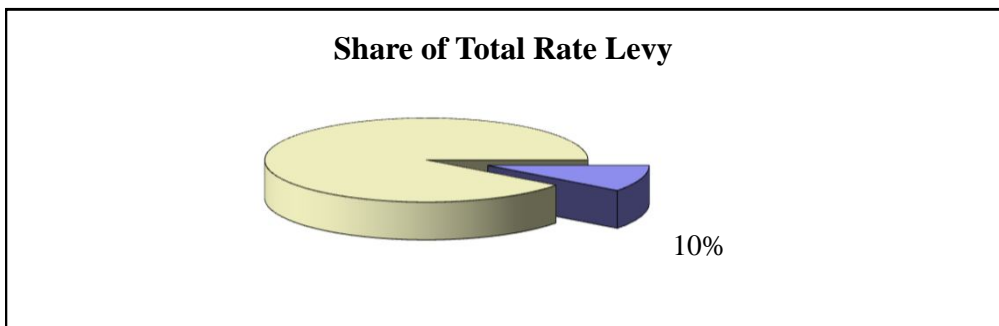
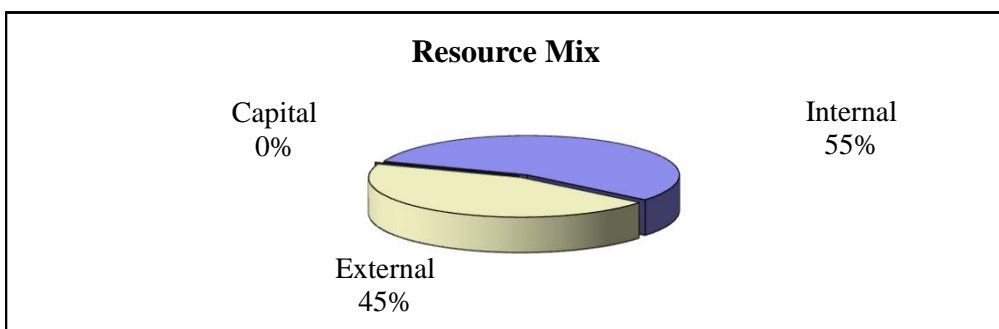
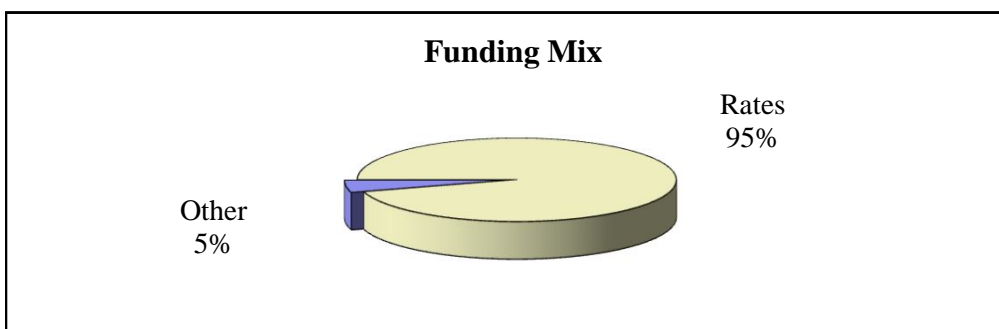
FINANCIAL RESOURCE REQUIREMENTS	
	\$'000
Total Expenses	678
Total Revenues	20
Net Expenses	658
Less Expenses Capitalised	0
Net Operating Expenses	658
Net Asset Purchases	20
Borrowings	0
Transfers to Reserves	0
Transfers from Reserves	20
Capital Financing Requirement	0
Net Rating Requirement	658



Clarence City Council Annual Estimates 2019/2020

CORPORATE SUPPORT

FINANCIAL RESOURCE REQUIREMENTS	
	\$'000
Total Expenses	5,566
Total Revenues	11
Net Expenses	5,555
Less Expenses Capitalised	
Net Operating Expenses	5,555
Net Asset Purchases	
Borrowings	
Transfers to Reserves	
Transfers from Reserves	250
Capital Financing Requirement	-250
Net Rating Requirement	5,305

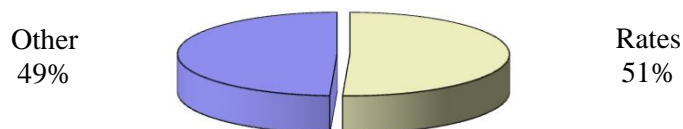


Clarence City Council Annual Estimates 2019/2020

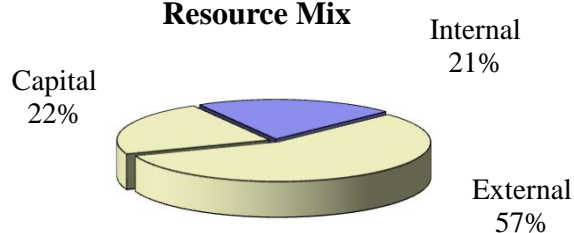
INFRASTRUCUTRE - ROADS & TRANSPORT

FINANCIAL RESOURCE REQUIREMENTS	
	\$'000
Total Expenses	12,374
Total Revenues	957
Net Expenses	11,417
Less Expenses Capitalised	2,509
Net Operating Expenses	8,908
Net Asset Purchases	11,122
Borrowings	
Transfers to Reserves	
Transfers from Reserves	9,383
Capital Financing Requirement	1,739
Net Rating Requirement	10,647

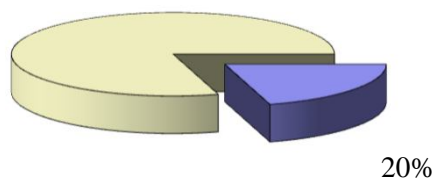
Funding Mix



Resource Mix



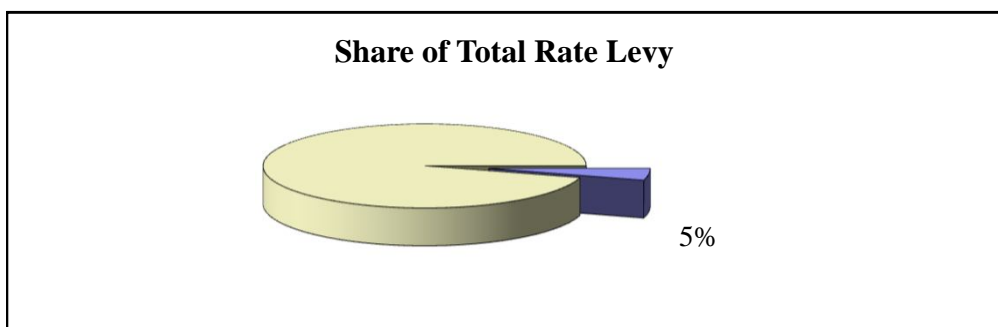
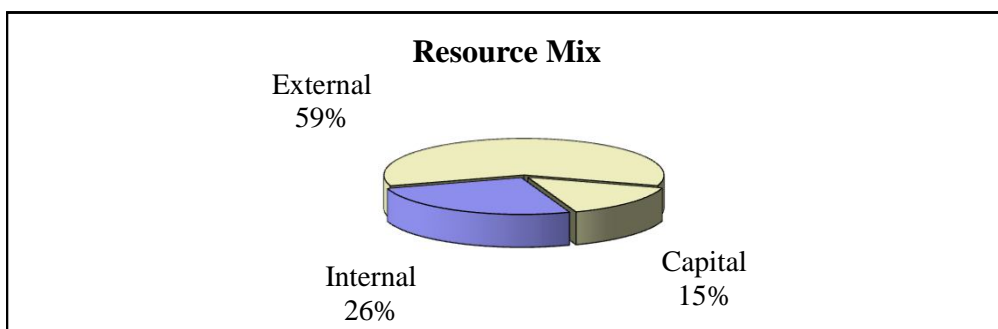
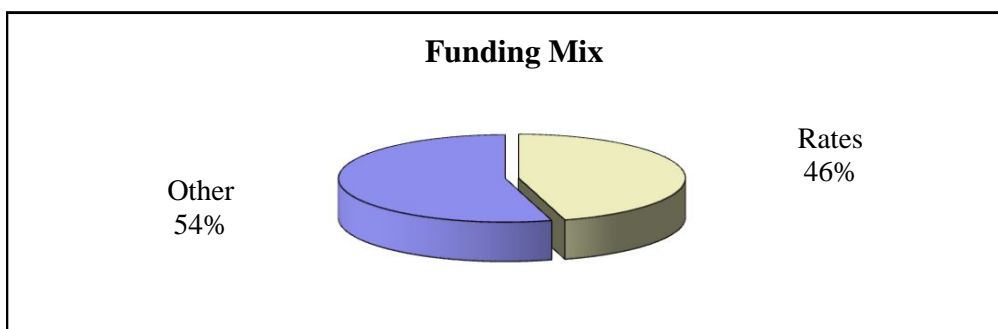
Share of Total Rate Levy



Clarence City Council Annual Estimates 2019/2020

INFRASTRUCTURE - STORMWATER

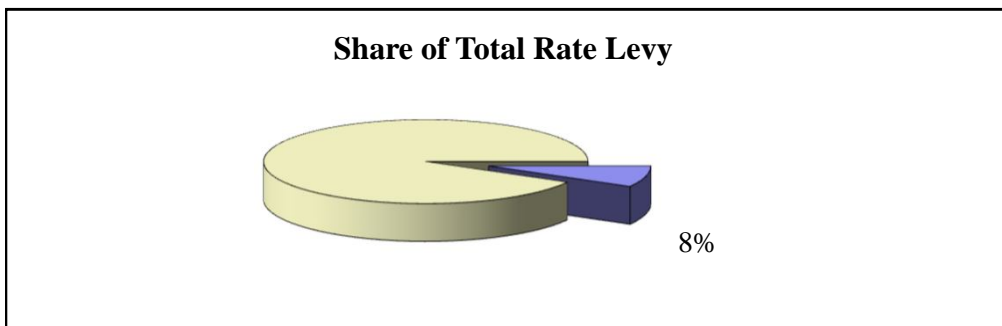
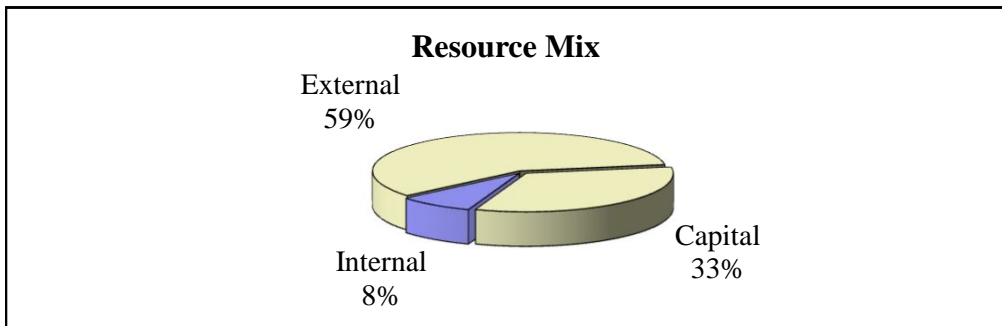
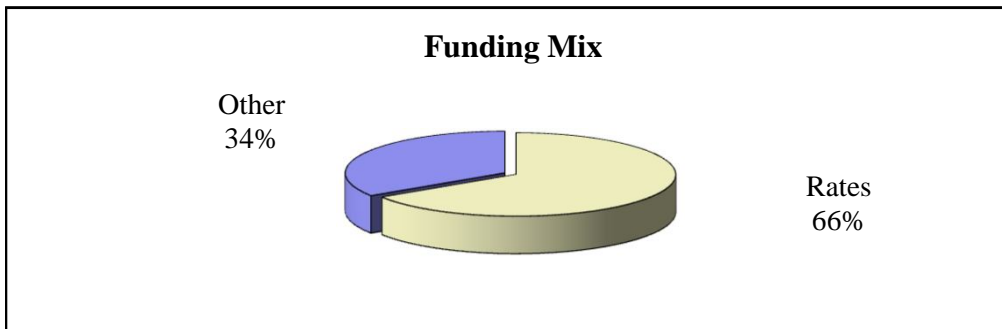
FINANCIAL RESOURCE REQUIREMENTS	
	\$'000
Total Expenses	2,502
Total Revenues	539
Net Expenses	1,963
Less Expenses Capitalised	592
Net Operating Expenses	1,371
Net Asset Purchases	3,281
Borrowings	
Transfers to Reserves	
Transfers from Reserves	2,289
Capital Financing Requirement	992
Net Rating Requirement	2,363



Clarence City Council Annual Estimates 2019/2020

INFRASTRUCTURE - FACILITIES MANAGEMENT

FINANCIAL RESOURCE REQUIREMENTS	
	\$'000
Total Expenses	4,792
Total Revenues	993
Net Expenses	3,799
Less Expenses Capitalised	133
Net Operating Expenses	3,666
Net Asset Purchases	1,790
Borrowings	
Transfers to Reserves	
Transfers from Reserves	1,213
Capital Financing Requirement	577
Net Rating Requirement	4,243



Clarence City Council Annual Estimates 2019/2020

PLANT

FINANCIAL RESOURCE REQUIREMENTS	
	\$'000
Total Expenses	2,784
Total Revenues	2,784
Net Expenses	0
Less Expenses Capitalised	0
Net Operating Expenses	0
Net Asset Purchases	0
Borrowings	0
Transfers to Reserves	0
Transfers from Reserves	0
Capital Financing Requirement	0
Net Rating Requirement	0

Funding Mix

—

Resource Mix

89% External



Internal 11%

0% Capital

Share of Total Rate Levy

— 0%

ATTACHMENT 2

Clarence City Council
Capital Expenditure Programme 2019/2020

	\$000
Funding	
Grants Commission	2,820
Renewal reserve (renewal projects only)	10,807
Borrowings	-
Roads to Recovery	650
Special Grants & Contributions (refer below)	145
Property Sales	-
Headworks contributions	66
Rates for reseal prep transferred from recurrent	484
Major Development Rates	1,619
Rosny Child Care Centre Reserve	350
Reserves (prior projects cancelled)	70
Public Open Space Reserve	-
Car Parking Reserve	-
	<u>17,011</u>
Expenditure	
Active Recreation	955
Passive Recreation	1,243
Environmental	100
Facilities Management	1,657
Roads	10,220
Economic Development & Marketing	20
Stormwater	2,816
	<u>17,011</u>
Funds Variance (Shortfall)	<u>(0)</u>
Special Grants & Contributions	
- Blackspot	<u>145,000</u>
	<u>145,000</u>

Clarence City Council - Capital Programme 2019/2020	Total Estimate
ROADS	
Acton Dr/Acton Road - Embankment benching to improve sight distance.	50,000
Beach Street to High Street - MUP - upgrade existing asphalt pathway to 3m wide concrete pathway.	150,000
Beebo Place - Steel beam safety barrier between the main thoroughfare and the service access road of Beebo Place.	15,000
Bellemont Court - Replace sub standard safety fence with a standard guard rail safety barrier.	30,000
Bligh Street - Stage 2 Design from Winkleigh Place to Gordons Hill Road.	110,000
Clarence Street - Bellerive to Howrah. Safety Assessment and Implementation Stage 2 - Wentworth Street to Shoreline Drive	200,000
Cremorne Ave Stage 1 - Survey and Fencing works for future construction of a gravel footpath	50,000
DDA Works - Installation of kerb ramp	52,000
Derwent Ave - Roadworks upgrade - Stage 2 Design Only	50,000
Dorans Road - Construct a retaining wall at 159 Dorans Road	175,000
Geilston Creek Road - Construction of sealed car park (10 parking spaces)	100,000
Gordons Hill Road Stage 2 - Construction of a sealed footpath from Excalibur Place to Cedar Street	90,000
Hadlow Road - footpath and kerb and gutter	190,000
Howrah Road - Design and investigate to remove any squeeze points along Howrah Road between Clarence Street and the Clarence Foreshore Trail to allow width for cyclists and improve safety.	40,000
Howrah Road - Replace kerb and channel. Construct 2.5M wide shared path from service station to beach access opposite Bingley Street.	106,000
Lauderdale Oval - Prepare and seal Oval car park.	135,000
Lindisfarne - Simmons to Anzac Park MUP - Stage 4 - Design and construction	150,000
Lower River Street - Footpaths including road crossing points & connections.	40,000
Oceana Dr - Construct a new retaining wall with safety fencing, a concrete path and kerb ramps for the crossing point at Tranmere Road.	120,000
Ongoing programme - Footpath and Kerb & Gutter Renewal	1,310,000
Ongoing programme - Major Digouts	2,560,000
Ongoing programme - replace aged kerb and gutter.	500,000
Ongoing programme - re-sheet gravel roads.	77,000
Ongoing programme - Road Reseal Programme	2,650,000
Pipers Road - Design only to upgrade the Pipers Road lead-in area to East Derwent Highway.	30,000
Ringwood Road - Construction of a concrete footpath along Ringwood Road	120,000
Ringwood Road - Installation of pedestrian refuge and ramps at intersection of Ringwood Road/South Arm Road to improve safety for pedestrians crossing the road.	30,000
Risdon Vale Recreation Master Plan - Stage 3 - Trailheads for existing trail network	10,000
Rosny Hill Road - Design only to improve connection between Rosny Hill pedestrian overpass and Kangaroo Bay Foreshore trail.	25,000
Rosny Hill Road - Upgrade Rosny Hill and Cambridge Road roundabout	100,000
Rosny Hill Road Stage 2 - Construct a bike path on Rosny Hill Road from Tasman Highway to Rosny Barn including necessary retaining wall.	150,000
Salacia Ave - Stage 1 Design parking layout of carpark	30,000
Sugarloaf Road - Blackspot Programme	145,000
Sugarloaf Road - Improvement of parking and pedestrian access for the new Risdon Vale changeroom being constructed.	100,000
Surf Road - larger turning head at the end of Surf Road	30,000
Victoria Esp - Construct a flush kerb	200,000
Wellington St - Intersection works, continue kerb and gutter, footpath, landscape and parking on the eastern approach of Richmond Bridge.	300,000
TOTAL ROADS	10,220,000

Clarence City Council - Capital Programme 2019/2020	Total Estimate
STORMWATER	
Acton Road - Upgrade pit entry behind the Lauderdale Primary School	30,000
Bangalee Street - Construction of gravity network from intersection of Bangalee Street and Grafton Road	320,000
Bayview Road, Lauderdale - Installation of a large grated pit between the car park and toilet facilities in Bayview Park, and connection of new pit to a new soakage trench within the car park.	25,000
Beach/South Street - Design only of upgrade to stormwater network along Beach Street, South Street,	80,000
Beach/South Street - Implement incremental improvements to drainage at Beach / South Street Bellerive.	125,000
Blair Street - Install roadside drainage through segment 2 of Blair Street	70,000
Blessington St - Construct stormwater network to collect runoff from Chesterfield Street	400,000
Blessington St - Upgrade stormwater drainage along section of Blessington Street between Fort Direction Road and Rosemount Lane	300,000
Boldrewood Crt - Stormwater improvements to extend public drainage network	25,000
Elinga/Carella St - Additional funding to replace existing 150mm diameter concrete stormwater pipe with 300mm diameter uPVC pipe connecting into existing manhole on Somerset Street.	175,000
Gellibrand Lane - Installation of additional grated pit at south side of intersection of Gellibrand Lane and Blake Street	30,000
Loinah Road - Improve inlet capacity of pits and upgrade local pipework.	45,000
Ongoing Programme - Drainage Minor Construction	100,000
Percy Street - Bellerive Quay Commercial Area flooding issues. Final cost dependant on design.	400,000
Ringwood Road, Lauderdale - Upgrade of the existing culvert under Ringwood Road to a large box culvert and installation of headwalls.	366,000
Rosny Child Care Centre - Upgrade Stormwater system to address flooding of the building, these works are associated with the rear play area upgrade and landscaping upgrade	55,000
Runway Place - Stormwater system extension	150,000
South Street - Drainage through kerb bulb to improve kerb drainage at South Street.	20,000
Urban Drainage Act - Catchment Management Plans	100,000
TOTAL STORMWATER	2,816,000
ACTIVE RECREATION	
Anzac Park - Additional funds to complete masterplan.	10,000
Bayview College - Design and approvals for stage 1 development of Bayview College sporting complex including ovals and buildings.	150,000
Bellerive Beach - Investigate, design and construction of a Pontoon	120,000
Clarence High School - Investigate Install mesh curtains to deter access to the long jump sand pit used by Little Athletics Club.	15,000
Clarendon Vale Oval - Install new subsurface drainage	50,000
Lindisfarne Oval - Irrigation upgrade on Lindisfarne Oval Ground 1 (Back Ground)	200,000
Richmond Oval - Raise center pitch	20,000
Risdon Vale Oval - Install new subsurface drainage	250,000
Risdon Vale Oval - Purchase and install goal posts at both ends of Risdon Vale Oval.	20,000
Risdon Vale Oval - Stage 3 Install sub surface irrigation for the Oval.	80,000
Sandford Oval - Upgrade Sandford Oval - 2019/2020 Fertigation unit (mixing pump station) and new tank.	20,000
Warrane Oval - Raise center pitch	20,000
TOTAL ACTIVE RECREATION	955,000

Clarence City Council - Capital Programme 2019/2020	Total Estimate
PASSIVE RECREATION	
Barilla Rivulet Track - Construct Class 3 walking track along Barilla Rivulet from Cambridge Oval to Maxwells Road	95,000
Beltana Park - Continuation of works required to complete Stage 1 of the endorsed Beltana Park Master Plan.	100,000
Blossom Court Park - Stage 2 (Cambridge Master Plan) - Additional funding required to complete the park/playground	160,000
Bridge Street - Upgrade the Courtyard Heritage flagstone paving	5,000
Clarence Mountain Bike Park - Construct a 3.3km green circle standard (easy) climbing mountain bike	130,000
Dog Park Stage 1 - Site survey and community consultation	30,000
Flagstaff Hill Track - Stage 2 - Complete last section of Flagstaff Hill Track to avoid steep fire trail.	12,000
Glebe Hill Playground - Replace or repair the failed block work retaining wall	25,000
Kayak Trail - Prepare detailed design for improvements to Little Howrah Beach kayak launch area.	10,000
Public Art	60,000
Richmond Park - Replace chain wire fence due to poor condition with picket fence	20,000
Richmond Park Track - Installation of benches at strategic points on the track	16,500
Richmond Recreation Ground area - Install Boom Gates and Rock Barriers to reserve adjacent to Coal River.	16,000
Saleyard Park - Improvements to garden beds and realign path and seats	50,000
Simmons Park - Construct new irrigation system. Stage 2 - Irrigation of park to connect to Stage 1 ring main.	80,000
Simmons Park Stage 4 - Amphitheatre landscaping	10,000
Single Hill Track Roches Beach - Install water bottle refill station	6,500
South Arm Highway - Stage 1 - Design only a gravel footpath from Oakdowns Parade to Acton Road.	50,000
South East Regional Play Park Stage 1 - Site survey and community consultation	40,000
South Terrace Skate Park - Water Fill Station	12,000
Undertake planning work for tracks identified in the Clarence Tracks and Trails Action Plan - Otago Coastal Track, Gregson Track, Rosny Hill Link Track, Rokeby Historic Trail.	25,000
Various Locatation - Implement tracks & Trails signage	35,000
Various Locations - Provide park signage holders for temporary signage	25,000
Various locations - replacement of seating, BBQ tables etc ongoing programme	30,000
Victoria Esplanade Reserve - Rejuvenate grassed areas in Reserve, subject to Irrigation	80,000
Victoria Esplanade Reserve Irrigation System Stage 2	80,000
Waverley Flora Park - Additional funds for installation of sandstone seating and additional planting.	40,000
TOTAL PASSIVE RECREATION	1,243,000
WASTE MANAGEMENT	
Recycling Bins - New	20,000
TOTAL WASTE MANAGEMENT	20,000
NATURAL ENVIRONMENT	
Upgrading of fire trails	20,000
Street tree & Park tree Plan - Stage 2 implementation.	60,000
TOTAL NATURAL ENVIRONMENT	80,000

Clarence City Council - Capital Programme 2019/2020	Total Estimate
FACILITIES MANAGEMENT	
Alma Street Senior Citizen's Centre Upgrade including DDA compliance - further funds required	400,000
Lauderdale Oval - Additional funds required for connection to sewer rising main	80,000
Lindisfarne Activity Centre - Stage 1 - Design and engineering assessment on roof structure to install a photovoltaic system at Lindisfarne Activity Centre	5,000
Clarence Aquatic Centre female shower refurbishment.	20,000
Clarence Council Depot - DDA compliant unisex toilet and refurbish.	160,000
Richmond Chambers - Refurbish exterior window frames.	15,000
Richmond Hall - Refurbish timber floor.	8,000
Kangaroo Bay Sports Pavillion - replace current hot water system with more efficient system	35,000
Rosny Farm Historic Centre - Additional security camera to storage area to improve security of equipment.	2,000
Council Chambers Stage 1 - Detailed design of new council chambers, including investigating possible locations	200,000
Wellington Road - public toilet refurbishment.	20,000
Spitfarm Road - Stage 1 Design only of DDA compliant toilet.	30,000
Jetty Road Upgrade public toilet facility including DDA compliant toilet.	300,000
Various Location - master key security system upgrade.	35,000
Various Locations - Upgrade various Council buildings to meet with Trade Waste Compliance.	40,000
Roches Beach - CoastSnap Project	12,000
Rosny Child Care Centre - includes the upgrading of landscaping, play equipment and delivery vehicular access to the site.	295,000
TOTAL FACILITIES MANAGEMENT	1,657,000
ECONOMIC DEVELOPMENT & MARKETING	
Musical Instrument Upgrade	20,000
TOTAL ECONOMIC DEVELOPMENT & MARKETING	20,000
TOTAL CAPITAL PROGRAMME	17,011,000

ATTACHMENT 3



Clarence City Council List of Fees Effective from 1 July 2019

List of Fees Index

ITEM

PLANNING FEES	.	4
Development Applications	.	4
Planning Scheme	.	5
Strata Schemes	.	5
Subdivision Fees	.	5
Subdivision Application Assessment Fees	.	6
Scanning of Plans & Documentation	.	6
Asset Management Fees (DAs & Subdivisions)	.	6
Other Planning Fees	.	6
BUILDING FEES	.	7
Permit Authority Fees	.	7
Building Fees Applicable Under Building Act 2016	.	7
Plumbing Applications	.	8
Plumbing Fees Applicable Under Building Act 2016	.	8
Other Building Fees	.	9
Dwelling, Flats & Outbuildings	.	9
Commercial Buildings	.	9
Other Plumbing Fees	.	9
Stormwater Connection Fee (Urban Drainage Act Clause 19)	.	9
Seepage Investigations - Groundwater	.	9

List of Fees Index

ITEM

HEALTH FEES	.	10
Place of Assembly Fees - permanent/regular	.	10
Place of Assembly Fees - temporary/irregular	.	10
Registrations, Permits Under the Public Health Act	.	10
Environmental Protection Notices	.	10
Food Business Registration	.	11
Mobile / Food Vans Food Premises Fees	.	12
Temporary Food Premises Fees	.	12
Food Premises Other	.	13
On-site Wastewater Disposal Systems	.	13
Immunisation Fees	.	13
Sharps Containers	.	13
Miscellaneous	.	13
Testing and Sampling Fees	.	14
ABATEMENT FEES	.	14
ANIMAL CONTROL	.	14
Dog Registrations	.	14
Dog Complaints	.	15
Kennel Licences	.	15
Refunds & Reimbursements	.	16
Other Dog Fees	.	16

Clarence City Council List of Fees Effective from 1 July 2019 Continued

INDEX Continued

ITEM

PERMITS, EVENTS, STAGE HIRE, USE OF PUBLIC PLACES	.	17
Permits - Use of Public Places	.	17
Temporary Stalls for Council Events	.	17
Public Place Hire Fees (NFP, Fundraising etc.)	.	17
Ceremonies Only	.	17
Boardwalk Stage	.	18
Simmons Park Stage	.	18
Charles Hand Park & Skate Park	.	18
Miscellaneous Fees for activities on Council Land	.	18
Other Public Place Fees	.	18
CHILD CARE	.	19
Family Day Care	.	19
Rosny Child Care	.	19
Outside School Hours General Fees	.	20
After School Care	.	20
Before School Care	.	20
Holiday Care	.	21
CLARENCE COMMUNITY VOLUNTEER SERVICE	.	21

List of Fees Index

ITEM

HALL HIRE, COMMUNITY CENTRES etc.	.	22
59 Cambridge Road (Old Bellerive Library)	.	22
Bellerive Community Arts Centre	.	22
Cambridge Hall	.	22
Alma's Activities Centre	.	22
Geilston Bay Community Centre	.	23
Howrah Community Centre	.	23
Lauderdale Hall	.	24
Lindisfarne Community Activities Centre	.	24
Richmond Council Chambers	.	25
Richmond Hall	.	25
Rokeby Community Centre	.	25
Rokeby Trust Hall	.	26
Risdon Vale Hall	.	26
Rosny Farm - The Barn	.	27
Rosny Farm - Extras	.	27
Rosny Farm - Gardens Only	.	27
Sandford Hall	.	28
Seven Mile Beach Community Centre (Lewis Park)	.	28
South Arm Calverton Hall	.	28
Tranmere Hall	.	29
Hire Fees (NFP, Fundraising etc.)	.	29
Miscellaneous Hall Fees	.	29

Clarence City Council List of Fees Effective from 1 July 2019 Continued

INDEX Continued

ITEM	
SPORTS GROUND HIRE	30
Sports Ground Use Permits	30
Soccer	30
Cricket	30
Lindisfarne Oval / Kangaroo Bay Oval	30
Miscellaneous Sports Ground Hire Fees	31
Carnivals / Events	31
Bonds	31
Keys	31
Lighting	31
WASTE & VEHICLE TOWING	32
Mornington Waste Transfer Station	32
Refuse Bins - New	32
Refuse Bins - Size Upgrade	32
Tow Away Fee	32
ROAD CLOSURE REQUESTS	32
COUNCIL PROPERTIES	33
OCCUPATIONAL LICENCES	33
INFRASTRUCTURE BONDS	33

List of Fees Index

ITEM	
PHOTOCOPYING	34
DOCUMENT FEES	34
Council Documents	34
Tender & Contract Documents	34
REPRODUCTION FEES	34
Maps, Plans, LIS Map Information	34
Digital Data	34
ADDITIONAL FEES	35
COUNCIL COMMUNITY BUS	35
PUBLICATIONS	35

Clarence City Council List of Fees Effective from 1 July 2019

PLANNING FEES						
Item	Unit	Proposed 2019-20 Fee*	2018-19 Fee*	GST Applied	% Change	COMMENT
Development Applications						
Preliminary assessment		No Charge	No Charge	NA		
Pre-Development/Building Works Certification - Building Act 2016	per application	\$210.00	\$205.00	N	2.4%	
Permits issued by Council for applications accompanied by private certification by an accredited person in accordance with Legislation	per hour (min charge \$120)	As prescribed in legislation	As prescribed in legislation	Y		
Advertising & Notification Fee (req for discretionary applications only)	per application	\$330.00	\$325.00	N	1.5%	
Single Dwelling Assessment Fee (charged for new permitted dwellings & additions)	per assessment	\$235.00	\$230.00	N	2.2%	
Single Dwelling and ancillary dwellings Assessment Fee (charged for new discretionary dwellings and additions)	per assessment	\$440.00	\$430.00	N	2.3%	
Permitted outbuildings and incidental residential structures <\$10,000 <\$20,000 value (charged for separate applications only)	per application	\$195.00	\$190.00	N	2.6%	
Request to extend permit	per extension	\$155.00	\$150.00	N	3.3%	
Multiple Dwelling Assessment and ancillary dwellings (Charged for new dwellings & additions & conversions)	per dwelling	\$255.00 with Minimum fee \$505.00 to Maximum \$4,000	\$250.00 with Minimum fee \$500.00 to Maximum \$4,000	N	2%, 1%, 0%	
Permitted non residential change of use (i.e. no variations are required e.g. for car parking)	per application	\$280.00	\$270.00	N	3.7%	
Non residential use/ development and residential use/ development other than single, ancillary or multiple dwellings						
\$0 to \$199,999	per application	\$380.00	\$375.00	N	1.3%	
\$200,000 to \$499,999	per application	\$593.00	\$580.00	N	2.2%	
\$500,000 to \$999,999	per application	\$1,012.00	\$990.00	N	2.2%	
\$1,000,000 to \$2,999,999	per application	\$2,960.00	\$2,900.00	N	2.1%	
\$3M plus	per application	\$4,900.00	\$4,800.00	N	2.1%	
\$10M plus	per application	\$9,150.00	\$8,950.00	N	2.2%	
Applications requiring advertising under Historic Cultural Heritage Act 1995	per application	Standard Fee plus \$170	Standard Fee plus \$165	N	3.0%	
Cash in Lieu of providing Car Parking space on Development						
Bellerive Township	per space	\$10,000.00	\$10,000.00	N	0.0%	
Rosny Park	per space	\$12,000.00	\$12,000.00	N	0.0%	
Lindisfarne Township	per space	\$8,000.00	\$8,000.00	N	0.0%	
Richmond Township	per space	\$5,500.00	\$5,500.00	N	0.0%	
Other Areas		As determined by Council	As determined by Council	N		

PLANNING FEES Continued						
ITEM	Unit	Proposed 2019-20 Fee*	2018-19 Fee*	GST Applied	% Change	COMMENT
Planning Scheme						
Advertising & Notification Fee (100% refunded if Council refuses to initiate and 30% refunded if amendment refused by TPC)	per amendment	\$1,300.00	\$1,275.00	N	2.0%	
Assessment Fee (excludes DA fees for S.43 applications - (\$500 refunded if amendment not certified if amendment for minor changes e.g. to a use and development standard)	per assessment	\$3,600.00	\$3,500.00	N	2.9%	
Application for an amendment under S.34(2) where the subject concerns a mistake in the like to like translation of CPS 2007 controls to the interim scheme (refunded fee if approved by TPC)	per assessment		\$1,150.00			DELETE - Provision no longer applies
Assessment fee for Planning Scheme amendments such as rezoning and/or changes to ordinance provisions (other than S.34(2)) (excludes DA Fees for S.43 applications & DA Component of Dispensations) (\$2,000 refunded if amendment not certified or Dispensation rejected by Council)	per assessment	\$17,900.00	\$17,500.00	N	2.3%	
TPC Costs (plus cost of any adjustments made to the fee by TPC during financial year)	per amendment	\$316.00	\$300.00	N	5.3%	
Regional Strategy						
Request to seek amendment of Southern Tasmania Regional Land Use Strategy (STRLUS)		\$1,000 plus costs incurred to obtain expert reports if required by Minister for Planning.	NEW	N	NEW	NEW - Fee for new process introduced by Minister for parties wishing to seek amendments to STRLUS, via Council. Fee covers estimated Council costs with allowance for any external expert reports that may be required by the Minister to support the case (if not provided with the original request)
Strata Schemes						
Strata Scheme Assessment	per assessment	\$405.00	\$395.00	N	2.5%	
Reinspections where development fails first requested inspection	per inspection	\$123.00	\$120.00	N	2.5%	
Assessment and issuing of Certificate of Approval for Strata Scheme (including amendments etc.)	per new strata lot	\$190.00	\$185.00	N	2.7%	
Community Development and Staged Development Schemes Assessment (Where no DA required) - minimum fee \$210	per dwelling/ tenancy	\$190.00	\$185.00	N	2.7%	
Community Development and Staged Development Schemes Amendment (Where DA required also - DA fees also apply)	per amendment	\$215.00	\$210.00	N	2.4%	
Subdivision Fees						
Advertising & Notification Fee	per subdivision	\$330.00	\$325.00	N	1.5%	

PLANNING FEES Continued						
ITEM	Unit	Proposed 2019-20 Fee*	2018-19 Fee*	GST Applied	% Change	COMMENT
Subdivision Application Assessment Fees						
For not more than 10 lots	per application	\$695.00	\$680.00	N	2.2%	
For 11 - 30 lots inclusive	per application	\$1,895.00	\$1,855.00	N	2.2%	
For more than 30 lots	per application	\$4,090.00	\$4,000.00	N	2.3%	
For review & approval of infrastructure plans	per application	1% of contract cost or certified construct cost - Min fee \$260	1% of contract cost or certified construct cost - Min fee \$255	N	2.0%	
Request to consider amended plans, prior to expiry of Statutory approval period	per request	50% of applicable Fee	50% of applicable Fee	N		
Checking of final plan for sealing	per assessment or stage	\$333.00	\$325.00	N	2.5%	
Request for document signing & or sealing	per assessment	\$112.00	\$110.00	N	1.8%	
Reinspections where development fails first requested inspection	per inspection	\$123.00	\$120.00	N	2.5%	
Scanning of Plans & Documentation for Development and Subdivisions Applications						
Up to 5 A4 and/or A3 pages	per page	\$2.15	\$2.15	Y	0.0%	
6 or more A4 and/or A3 pages	per page	\$2.15	\$2.15	Y	0.0%	
Up to 5 A0 and/or A1 pages	per page	\$5.65	\$5.65	Y	0.0%	
6 or more A0 and/or A1 pages	per page	\$10.25	\$10.25	Y	0.0%	
NB: this fee is not applicable to electronically lodged documentation						
Asset Management Fees (DAs & Subdivision)						
Follow up assessment to re-inspect works that didn't meet approval on previous inspection	per additional inspection	\$125.00	\$120.00	N	4.2%	
Other Planning Fees						
Application for minor amendment under Section 56 or 43K LUPAA - Permitted Development Application	per application	\$153.00 Plus \$153.00 if request is for work already done without approval	\$150. Plus \$150 if request is for work already done without approval	N	2.0%	
Application for minor amendment under Section 56 or 43K LUPAA - Discretionary Development Application	per application	\$205.00 Plus all postage costs. Plus \$205.00 if request is for work already done without approval.	\$200. Plus: all postage costs. Plus \$200 if request is for work already done without approval.	N	2.5%	
Petitions to amend Sealed Plans - S103 Local Government (Bld & Misc. Provisions) Act. \$500 to be paid on application, balance fee of \$1,000 to be paid if hearing is to be conducted. All fees to be paid by applicant.	per application	\$1,535.00	\$1,500.00	N	2.3%	
Applications for Certificates of non-contravention of dealings - S90 LG (Bld & Misc.) Act	per application	\$400.00	\$400.00	N	0.0%	
Applications for Adhesion Orders	per application	\$306.00	\$300.00	N	2.0%	
Preparation of part 5 agreement	per agreement	\$690.00	\$675.00	N	2.2%	
Deferment-at applicant's request-of Council's consideration of applications for planning permits (Item on Agenda)	per request	\$360.00	\$350.00	N	2.9%	
Any application withdrawn prior to determination	per application	Pre advertising: 50% of the applicable fee (i.e. 50% original fee plus advertising costs refunded). 100% if no permit required Post advertising: 70% of the applicable fee (i.e. 30% of the original refunded) 100% if no permit required	Pre advertising: 50% of the applicable fee (i.e. 50% original fee plus advertising costs refunded). 100% if no permit required Post advertising: 70% of the applicable fee (i.e. 30% of the original refunded) 100% if no permit required	N	0.0%	
Any application seeking to authorise use or development already undertaken	per application	Applicable fee for the use or development plus 100% of that fee	Applicable fee for the use or development plus 100% of that fee	N		

BUILDING FEES						
ITEM	Unit	Proposed 2019-20 Fee*	2018-19 Fee*	GST Applied	% Change	COMMENT
Permit Authority Fees						
Building permit - Class 1a single dwellings works under \$20,000	per permit	\$220.00	\$215.00	N	2.3%	
Building permit - Class 1a single dwellings works exceeding \$20,000	per permit	\$440.00	\$430.00	N	2.3%	
Building permit - Class 10A / 10B works under \$20,000	per permit	\$110.00	\$107.00	N	2.8%	
Building permit - Class 10A / 10B works exceeding \$20,000	per permit	\$220.00	\$215.00	N	2.3%	
Building permit Multiple Dwellings	per permit	\$765.00 for 2 dwellings plus \$150.00 for each additional dwelling	\$745.00 for 2 dwellings plus \$148.00 for each additional dwelling	N	2.7% 1.4%	
Building permit Commercial Class 2-9 work under \$500,000	per permit	\$765.00	\$745.00	N	2.7%	
Building permit Commercial Class 2-9 work over \$500,000	per permit	0.1% of cost of works. Minimum \$765.00	0.1% of cost of works. Minimum \$745.00	N	2.7%	
Levy: prescribed under Part 3 of the Building and Construction Industry Training Fund Act 1990 Applies for value of work more than \$20,000	per permit	0.2% of estimated cost of works e.g. for \$100,000 works Levy = \$200	0.2% of estimated cost of works e.g. for \$100,000 works Levy = \$200	N	0.0%	
Administration Levy: payable under Section 296 of the Building Act 2016 Applies for value of works \$20,000 or more	per permit	0.1% of estimated cost of works E.g. For \$100,000 works Levy = \$100	0.1% of estimated cost of works E.g. For \$100,000 works Levy = \$100	N	0.0%	
Extension of Time to Building Permit	per permit	\$73.00	\$71.50	N	2.1%	
Extension of Time to Plumbing Permit	per permit	\$73.00	\$71.50	N	2.1%	
Re-application for lapsed/expired permit with Building Surveyors documents, plans etc	per permit	\$164.00	\$160.00	N	2.5%	
Certificate of Completion	per permit	\$62.50	\$61.00	N	2.5%	
Sealing of Services (carried out by Council)	per permit	\$170.00	\$166.00	N	2.4%	
Amendment Fee (Re-assessment) or additional Stage	per permit	\$196.00	\$192.00	N	2.1%	
Building Fees Applicable Under Building Act 2016						
Register of Notifiable Building Works Class 1A/10A/10B works under \$20,000	per notification	\$106.50	\$104.00	N	2.4%	
Register of Notifiable Building Works Class 1A/10A/10B works over \$20,000	per notification	\$213.00	\$208.00	N	2.4%	
Register of Notifiable Building Works Class 2 - 9	per notification	\$533.00	\$520.00	N	2.5%	
Register of Notifiable Building Works Multiple Dwellings	per notification	\$533.00	\$520.00	N	2.5%	

BUILDING FEES Continued						
ITEM	Unit	Proposed 2019-20 Fee*	2018-19 Fee*	GST Applied	% Change	COMMENT
Plumbing Applications						
Plumbing fees specifically relating to the installation of retro-fit rainwater tanks (only) will be waived		\$0.00	\$0.00	NA		
Plumbing Fees Applicable Under Building Act 2016						
CLC Plumbing Minor Plumbing Installations	per application	\$150.00	\$190.00	N	-21.1%	Previous rate considered too high - reviewed calculation for 1 hr plumbing inspection & 1/2 hr admin
CLC Plumbing Class 10A Stormwater Only, plus Registration Fee and Completion	per application	\$235.00	\$230.00	N	2.2%	
CLC Plumbing Class 10A with Fixtures and Fittings plus Registration Fee and Completion	per application	\$383.00	\$374.00	N	2.4%	
CLC Plumbing Class 1A Stormwater Only, plus Registration Fee and Completion	per application	\$340.00	\$332.00	N	2.4%	
CLC Plumbing Class 1A Sanitary Only plus Registration Fee and Completion	per application	\$426.00	\$416.00	N	2.4%	
CLC Plumbing Class 1A with Fixtures and Fittings, Stormwater, plus Registration Fee and Completion	per application	\$533.00	\$520.00	N	2.5%	
CLC Plumbing Class 2 – 9 Stormwater Only, plus Registration Fee and Completion	per application	\$360.00	\$353.00	N	2.0%	
CLC Plumbing Class 2 – 9 Sanitary Only, plus Registration Fee and Completion	per application	\$480.00	\$469.00	N	2.3%	
CLC Plumbing Class 2 – 9 with Fixtures and Fittings, Stormwater, Plus Registration Fee and Completion	per application	\$640.00	\$624.00	N	2.6%	
CLC Waste Water System application and/or Amendment	per application	\$150.00	\$190.00	N	-21.1%	Previous rate considered too high - reviewed calculation for 1 hr plumbing inspection & 1/2 hr admin
Inspection Fee Schedule Based on Number of Inspections Required	per inspection	\$93.00	\$91.00	N	2.2%	
Plumbing Permit Class 1A or 10A and Certificate of Completion	per permit	\$63.50	\$62.00	N	2.4%	
Plumbing Permit 2 – 9 Only and Certificate of Completion	per permit	\$213.00	\$208.00	N	2.4%	

BUILDING FEES Continued						
ITEM	Unit	Proposed 2019-20 Fee*	2018-19 Fee*	GST Applied	% Change	COMMENT
Other Building Fees						
Infrastructure Protection Bond (All new dwellings, commercial buildings & substantial additions) Applies to urban areas and Richmond only			As per "Infrastructure Bonds" section of Fees Schedule (see page 34)			DELETE - IP Bonds to be discussed with Council - see page 34
Permit of Substantial Compliance (following illegal works notice). This fee is in addition to the normal building fee	per permit	\$300.00	\$293.00	N	2.4%	
Build over easement request/assessment fee	per request/ assessment	\$102.00	\$100.00	N	2.0%	
Building Certificate - Class 1 and 10	per application	\$1,015.00 Inspection and \$563.00 each subsequent inspection	\$990.00 Inspection and \$550.00 each subsequent inspection	N	2.5% 2.4%	
Building Certificate - Commercial and Industrial	per application	\$1,925.00 Inspection and \$563.00 each subsequent inspection	\$1,877 Inspection and \$550.00 each subsequent inspection	N	2.6% 2.4%	
Any application withdrawn prior to issue of permit or CLC	per application	50% of permit fee (balance of original fee to be refunded)	50% of permit fee (balance of original fee to be refunded)	N	0.0%	
Hard copy paper print of permit and plans up to (A3) in size	per page	\$3.00	\$2.90	N	3.4%	
Hard copy paper print of permit and plans over (A3) in size	per page	\$15.50	\$15.50	N	0.0%	
Dwellings, Flats & Outbuildings						
Amended permit	each	\$162.00	\$158.00	N	2.5%	
Commercial Buildings						
Trade waste assessment and agreements connection to Stormwater - Annual Fee	per year	\$254.00	\$248.00	N	2.4%	
Other Plumbing Fees						
Copy Sewerage House Connection Plans	per set of plans	\$26.00	\$25.50	Y	2.0%	
Any application withdrawn prior to issue of permit	per application	50% of permit fee (balance of original fee to be refunded)	50% of permit fee (balance of original fee to be refunded)	N	0.0%	
Annual registration fee for tempering valves	per year	\$54.00	\$53.00	N	1.9%	
Annual registration fee for backflow device	per year	\$54.00	\$53.00	N	1.9%	
Annual registration / maintenance other plumbing installations Schedule 1 - Directors Determinations	per year	\$54.00	\$53.00	N	1.9%	
Follow up Inspection fees associated with maintenance of plumbing installations Schedule 1 - Directors Determinations - compliance	per inspection	\$92.00	\$90.00	N	2.2%	
Stormwater Connection Fee (Urban Drainage Act Clause 19)						
Urban Drainage Act Clause 19 Connection Fee being for the connection to the public stormwater system located in adjacent road reserve	per connection	\$1,448.00	\$1,413.00	N	2.5%	
Urban Drainage Act Clause 19 Connection Fee being for connection to the public stormwater system located in an adjacent property, including public & private land	per connection	\$701.00	\$684.00	N	2.5%	
Urban Drainage Act Clause 19 Extension Fee for each metre by which the Public Stormwater System has to be extended to meet the connection point	per metre	\$237.80	\$232.00	N	2.5%	
Seepage Investigations - Groundwater						
Initial Inspection and Dye Testing	each	\$115.00	\$112.00	Y	2.7%	
Further request for investigation of groundwater. Fee refunded if Council infrastructure at fault. Additional time charged at hourly rate	per investigation	\$344.00 minimum charge + \$110.00 per hr on the job charge to nearest 15 mins	\$336.00 minimum charge + \$107.00 per hr on the job charge to nearest 15 mins	Y	2.4% 2.8%	

HEALTH - LICENCE, PERMIT and NOTICE FEES						
ITEM	Unit	Proposed 2019-20 Fee*	2018-19 Fee*	GST Applied	% Change	COMMENT
Place of Assembly Fees - permanent structures/regular public events						
Application fee to licence new premises	per application	\$91.00	\$89.00	N	2.2%	
Application for annual renewal of a licence	per application	\$91.00	\$89.00	N	2.2%	
Place of Assembly Fees - temporary structures/irregular and once off public events						
Application & licence fee for charities (exemption from fees)		Exempt from fees	Exempt from fees			
Application & Licence Fee (issued for limited period specified)	per specified period	\$91.00	\$89.00	N	2.2%	
Follow up inspections and/or sampling as part of conditions of approval	per inspection /sample	\$91.00	\$89.00	N	2.2%	
Registrations, Permits Under the Public Health Act						
Public Health Risk Activity (acupuncture, tattooing, ear/body piercing)	per premises + per person	Registration of Premises \$91.00 + Licence Fee \$34.00 per person	Registration of Premises \$89.00 + Licence Fee \$33.50 per person	N	2.6% 1.5%	
Permit for burial of human remains on private land	per permit	\$195.00	\$190.00	N	2.6%	
Cooling tower registration	per tower	\$91.00	\$89.00	N	2.2%	
Registration of a regulated system	per registration	\$91.00	\$89.00	N	2.2%	
Registration of Private Water Supplier	per registration	\$91.00	\$89.00	N	2.2%	
Water Carting Annual Permit - testing & inspection of vehicle used for the sale and cartage of potable water	per permit + each additional vehicle	Annual Permit - \$43.00 per vehicle	Annual Permit - \$42 per vehicle	N	2.4%	
Water Carting Random Sampling	per sample	\$160.00 per vehicle	\$156 per vehicle	N	2.6%	
Environmental Protection Notices						
Environmental Protection Notices - investigation, issuing and management charges	per hour or part thereof	\$91.00	\$89.00	N	2.2%	

HEALTH - LICENCE, PERMIT and NOTICE FEES Continued						
ITEM	Unit	Proposed 2019-20 Fee*	2018-19 Fee*	GST Applied	% Change	COMMENT
Food Business Registration						
Food Premises Registration Licences apply per financial year and will be charged on a 3 monthly pro-rata basis for part-year applications						
Category P1 High Risk						
Commercial requiring 3 inspections	per year	\$485.00		N	NEW	NEW Change to S86 Food Act & simplification of fee structure
Commercial requiring 2 inspections	per year	\$335.00		N	NEW	NEW Change to S86 Food Act & simplification of fee structure
Commercial requiring 1 inspection	per year	\$185.00		N	NEW	NEW Change to S86 Food Act & simplification of fee structure
Category P2 Medium Risk						
Commercial requiring 2 inspections	per year	\$335.00		N	NEW	NEW Change to S86 Food Act & simplification of fee structure
Commercial requiring 1 inspection	per year	\$185.00		N	NEW	NEW Change to S86 Food Act & simplification of fee structure
Not For Profit requiring 1 inspection	per year	\$0.00		N	NEW	NEW Change to S86 Food Act & simplification of fee structure
Category P3 Low Risk						
Commercial requiring 1 inspection	per year	\$185.00		N	NEW	NEW Change to S86 Food Act & simplification of fee structure
Not For Profit requiring 1 inspection	per year	\$0.00		N	NEW	NEW Change to S86 Food Act & simplification of fee structure
Notification						
P3N Notification reinspect as needed	once off fee	\$35.00		N	NEW	NEW Change to S86 Food Act & simplification of fee structure
P4 Notification initial inspection	once off fee	\$35.00		N	NEW	NEW Change to S86 Food Act & simplification of fee structure
Risk Assessment – Numbers of Food Handlers 1 – 5		Payment received by 31 May	Payment received by 31 May			
Risk Category						
Category A (Commercial) – 6 inspections	per year		\$640.80			DELETE
Category B (Commercial) – 3 inspections	per year		\$320.40			DELETE
Category C (Commercial) – 2 inspections	per year		\$213.60			DELETE
Category CV (Voluntary Organisation) – 1 inspection	per year		\$106.80			DELETE
Category D (Commercial) – 1 inspection	per year		\$106.80			DELETE
Category DV (Voluntary Organisation)	per year		\$32.20			DELETE
Category DN (Notification)	per year		\$32.20			DELETE
Category X (Non Profit Organisation)		Exempt from Fees	Exempt from Fees			DELETE
Risk Assessment – Numbers of Food Handlers 1 – 5		Payment received after 31 May	Payment received after 31 May			
Category A (Commercial) – 6 inspections	per year		\$801.00			DELETE
Category B (Commercial) – 3 inspections	per year		\$400.50			DELETE
Category C (Commercial) – 2 inspections	per year		\$267.00			DELETE
Category CV (Voluntary Organisation) – 1 inspection	per year		\$133.50			DELETE
Category D (Commercial) – 1 inspection	per year		\$133.50			DELETE
Category DV (Voluntary Organisation)	per year		\$40.25			DELETE
Category DN (Notification)	per year		\$40.25			DELETE
Category X (Non Profit Organisation)		Exempt from Fees	Exempt from Fees			DELETE
Risk Assessment – Numbers of Food Handlers 6 – 10		Payment received by 31 May	Payment received by 31 May			
Category A (Commercial) – 6 inspections	per year		\$961.20			DELETE
Category B (Commercial) – 3 inspections	per year		\$480.60			DELETE
Category C (Commercial) – 2 inspections	per year		\$320.40			DELETE
Category CV (Voluntary Organisation) – 1 inspection	per year		\$106.80			DELETE
Category D (Commercial) – 1 inspection	per year		\$106.80			DELETE
Category DV (Voluntary Organisation)	per year		\$32.20			DELETE
Category DN (Notification)	per year		\$32.20			DELETE
Category X (Non Profit Organisation)		Exempt from Fees	Exempt from Fees			DELETE

HEALTH - LICENCE, PERMIT and NOTICE FEES Continued

ITEM	Unit	Proposed 2019-20 Fee*	2018-19 Fee*	GST Applied	% Change	COMMENT
Risk Assessment - Numbers of Food Handlers 6 – 10						
		Payment received after 31 May	Payment received after 31 May			
Category A (Commercial) – 6 inspections	per year		\$1,201.50			DELETE
Category B (Commercial) – 3 inspections	per year		\$600.75			DELETE
Category C (Commercial) – 2 inspections	per year		\$400.50			DELETE
Category CV (Voluntary Organisation) – 1 inspection	per year		\$133.50			DELETE
Category D (Commercial) – 1 inspection	per year		\$133.50			DELETE
Category DV (Voluntary Organisation)	per year		\$40.25			DELETE
Category DN (Notification)	per year		\$40.25			DELETE
Category X (Non Profit Organisation)			Exempt from Fees			DELETE
Risk Assessment - Numbers of Food Handlers 11+						
		Payment received by 31 May	Payment received by 31 May			
Category A (Commercial) – 6 inspections	per year		\$1,281.60			DELETE
Category B (Commercial) – 3 inspections	per year		\$640.80			DELETE
Category C (Commercial) – 2 inspections	per year		\$427.20			DELETE
Category CV (Voluntary Organisation) – 1 inspection	per year		\$106.80			DELETE
Category D (Commercial) – 1 inspection	per year		\$106.80			DELETE
Category DV (Voluntary Organisation)	per year		\$32.20			DELETE
Category DN (Notification)	per year		\$32.20			DELETE
Category X (Non Profit Organisation)			Exempt from Fees			DELETE
Risk Assessment - Numbers of Food Handlers 11+						
		Payment received after 31 May	Payment received after 31 May			
Category A (Commercial) – 6 inspections	per year		\$1,602.00			DELETE
Category B (Commercial) – 3 inspections	per year		\$801.00			DELETE
Category C (Commercial) – 2 inspections	per year		\$534.00			DELETE
Category CV (Voluntary Organisation) – 1 inspection	per year		\$133.50			DELETE
Category D (Commercial) – 1 inspection	per year		\$133.50			DELETE
Category DV (Voluntary Organisation)	per year		\$40.25			DELETE
Category DN (Notification)	per year		\$40.25			DELETE
Category X (Non Profit Organisation)			Exempt from Fees			DELETE
Mobile / Food Vans Food Premises Fees						
Commercial						
Category P1 requiring 1 inspection	per year	\$185.00		N	NEW	NEW Change to S86 Food Act & simplification of fee structure
Category P2 requiring 1 inspection	per year	\$185.00		N	NEW	NEW Change to S86 Food Act & simplification of fee structure
Category P3 requiring 1 inspection	per year	\$185.00		N	NEW	NEW Change to S86 Food Act & simplification of fee structure
Category P3N - notification only	per year	\$35.00		N	NEW	NEW Change to S86 Food Act & simplification of fee structure
Category P4 - notification only	per year	\$35.00		N	NEW	NEW Change to S86 Food Act & simplification of fee structure
Not for Profit						
Category P1 requiring 1 inspection	per year	\$0.00		N	NEW	NEW Change to S86 Food Act & simplification of fee structure
Category P2 requiring 1 inspection	per year	\$0.00		N	NEW	NEW Change to S86 Food Act & simplification of fee structure
Category P3 requiring 1 inspection	per year	\$0.00		N	NEW	NEW Change to S86 Food Act & simplification of fee structure
Category P3N - notification only	per year	\$0.00		N	NEW	NEW Change to S86 Food Act & simplification of fee structure
Category P4 - notification only	per year	\$0.00		N	NEW	NEW Change to S86 Food Act & simplification of fee structure
Category D Mobile Food (Tent/Stall/Trailer)	per year		\$133.50 for 12 months			DELETE
Category D Food Van	per year		\$133.50 for 12 months			DELETE
Category D Mobile Food (Tent/Stall/Trailer) & Food Van (Non-Profit Organisation)	per year		Exempt from Fees			DELETE
Category C Mobile Food (Tent/Stall/Trailer)	per year		\$267.00 for 12 months			DELETE
Category C Food Van	per year		\$267.00 for 12 months			DELETE
Category C Mobile Food (Tent/Stall/Trailer) & Food Van (Non-Profit Organisation)	per year	Exempt from Fees	Exempt from Fees			DELETE
Temporary Food Premises Fees						
Commercial	per event	\$35.00		N	NEW	NEW Change to S86 Food Act & simplification of fee structure
Not for Profit	per event	\$0.00		N	NEW	NEW Change to S86 Food Act & simplification of fee structure
Food Stalls/Trailers: Raising money for charity			Exempt from Fees			DELETE
Food Stalls/Trailers: Commercial or for profit activity – up to 3 days	per event		\$32.00			DELETE
Food Stalls/Trailers: Commercial or for profit activity – 6 month per	per 6 months		\$79.50			DELETE
Food Stalls/Trailers: Commercial or for profit activity – 12 month per	per 12 months		\$133.50			DELETE

HEALTH - LICENCE, PERMIT and NOTICE FEES Continued						
ITEM	Unit	Proposed 2019-20 Fee*	2018-19 Fee*	GST Applied	% Change	COMMENT
Food Premises Other						
Food Premises - Pre-purchase Inspection	per inspection per hour or part thereof	\$91.00	\$89.00	Y	2.2%	
Improvement Notices or Prohibition Orders - investigation, issuing & management charges per hour	per hour	\$91.00	\$89.00	N	2.2%	
Application for report of likely compliance - new food premises (form 49)	per application per hour or part thereof	\$132.00 per application + \$91.00 per hr/part thereof for assessment fees	\$128.50 per application + \$89.00 per hr/part thereof for assessment fees	N	2.7% 2.2%	
EHO Occupancy Report (Form 50)	per inspection per hour or part thereof	\$91.00 per hr/part thereof for assessments	\$89.00 per hr/part thereof for assessments	N	2.2%	
On-site Wastewater Disposal Systems (continued on next page)						
Waste Water Assessment Fee - special plumbing permit (septic tank application)	per application	\$218.00	\$213.00	N	2.3%	
Waste Water Assessment Fee - special plumbing permit (septic tank application) - Commercial	per application	\$518.00 + \$91.00 per hr/part thereof	\$506.00 + 89.00 per hr/part thereof	N	2.4% 2.2%	
Amended Applications	per application	\$108.00	\$106.00	N	1.9%	
Subsequent Inspection or Scheduled Inspections per hour or part thereof	per hour or part thereof	\$91.00	\$89.00	N	2.2%	
On-site Wastewater Disposal Systems - Other (continued from previous page)						
Extension to Permit	per permit	\$52.00	\$51.00	N	2.0%	
Management, Maintenance, Monitoring & Auditing Costs of onsite waster water systems under Building Act 2016		\$91.00 per hr/part thereof	\$89.00 per hr/part thereof	Y	2.2%	
Hard Copy - Paper Print of Permit and Plans - Up to A3 in size	per page	\$3.00	\$3.10	Y	-3.2%	Charge the same as Building & Plumbing
Hard Copy - Paper Print of Permit and Plans - Over A3 in size	per page	\$15.50	\$12.75	Y	21.6%	Charge the same as Building & Plumbing
Immunisation Fees (Items do not attract GST)						
Boostrix (DTpa)	each	\$46.00	\$45.00	N	2.2%	
Sharps Containers						
Medical Patients (Residents of Clarence)	each	Single container, disposal and replacement - free of charge	Single container, disposal and replacement - free of charge			
1.4 litre container	each	\$7.20	\$7.20	Y	0.0%	
3 litre container	each	\$12.00	\$12.00	Y	0.0%	
Sharps Collection Fee - Commercial Only	per litre or part thereof	\$2.65 per litre (or part thereof) if waste taken to Council; \$2.65 per litre plus \$83.00 collection fee for Council to collect	\$2.60 per litre (or part thereof) if waste taken to Council; \$2.60 per litre plus \$81.00 collection fee for Council to collect	Y	1.9% 1.9% 2.5%	
Miscellaneous						
Food Probe Thermometers	each	\$25.00	\$25.00	Y	0.0%	
Food Training Packages	each		\$20.00			DELETE - now available online at no cost
Alcohol Swabs	each	\$8.00	\$8.00	Y	0.0%	

HEALTH - LICENCE, PERMIT and NOTICE FEES Continued						
ITEM	Unit	Proposed 2019-20 Fee*	2018-19 Fee*	GST Applied	% Change	COMMENT
Testing and Sampling Fees						
Testing of Natural, Environmental and Effluent	per sample	\$100.00	\$100.00	Y	0.0%	
Sampling Fees: Bacteriological	per sample	\$100.00	\$100.00	Y	0.0%	
Sampling Fees: Private Water Supplies	per sample + per hour	\$55.00 per sample + \$91 per hr/part thereof	\$54.00 per sample + \$89 per hr/part thereof	Y	1.9% 2.2%	
Testing & inspection for water quality in Public Pools, payable by Public Pool Operator	per sample + per hour	\$105.00 per sample + \$91 per hr/part thereof	\$105.00 per sample + \$89 per hr/part thereof	Y	0.0% 2.2%	
ABATEMENT FEES						
ITEM	Unit	Proposed 2019-20 Fee*	2018-19 Fee*	GST Applied	% Change	COMMENT
Abatement Action	per notice	\$300.00	\$295.00	N	1.7%	
Impounding fee for illegal agistment on Council Land	per day	\$175.00	\$170.00	N	2.9%	
Request for Withdrawal of Summons	per request	\$42.00	\$41.00	N	2.4%	
ANIMAL CONTROL						
ITEM	Unit	Proposed 2019-20 Fee*	2018-19 Fee*	GST Applied	% Change	COMMENT
Dog Registrations						
Early Discount Rate - payment by 31st July-2018						
Entire Dog	per year	\$110.00	\$105.00	N	4.8%	
De-sexed Dog	per year	\$29.50	\$28.00	N	5.4%	
Pure Bred	per year	\$41.00	\$39.00	N	5.1%	
Greyhound	per year	\$41.00	\$39.00	N	5.1%	
Pension Discount	per year	20% off applicable fee	20% off applicable fee	N		
Pensioner rate for dogs registered prior to 1 July 03	per year	\$23.60	\$21.40	N	10.3%	
Working Dog	per year	\$41.00	\$39.00	N	5.1%	
Dangerous Dog declared prior to 1 December 2015 (no discount)	per year	\$575.00	\$550.00	N	4.5%	
Dangerous Dog declared after 1 December 2015 (no discount)	per year	\$1,150.00	\$1,100.00	N	4.5%	
Guard Dog (no discount)	per year	\$230.00	\$220.00	N	4.5%	
Guide Dog/Hearing Dog		No Charge	No Charge	N		
Accredited Assistance Dog		No Charge	No Charge	N		
Full Fee - payment After 31st July-2018						
Entire Dog	per year	\$115.00	\$110.00	N	4.5%	
De-sexed Dog	per year	\$34.50	\$33.00	N	4.5%	
Pure Bred	per year	\$46.00	\$44.00	N	4.5%	
Greyhound	per year	\$46.00	\$44.00	N	4.5%	
Pension Discount	per year	20% off applicable fee	20% off applicable fee	N		
Pensioner rate for dogs registered prior to 1 July 03	per year	\$27.60	\$26.40	N	4.5%	
Working Dog	per year	\$46.00	\$44.00	N	4.5%	
Dangerous Dog declared prior to 1 July 2015	per year	\$575.00	\$550.00	N	4.5%	
Dangerous Dog declared after 1 July 2015 (no discount)	per year	\$1,150.00	\$1,100.00	N	4.5%	
Guard Dog	per year	\$230.00	\$220.00	N	4.5%	
Guide Dog/Hearing Dog		No Charge	No Charge	N		
Accredited Assistance Dog		No Charge	No Charge	N		

ANIMAL CONTROL FEES Continued						
ITEM	Unit	Proposed 2019-20 Fee*	2018-19 Fee*	GST Applied	% Change	COMMENT
Dog turned 6 months after since 1 January 18 - 50% discount of full rate (does not apply to dangerous and guard dogs)						
Entire Dog	up to 30 June	\$57.50	\$55.00	N	4.5%	
De-sexed	up to 30 June	\$17.25	\$16.50	N	4.5%	
Pure Bred	up to 30 June	\$23.00	\$22.00	N	4.5%	
Greyhound	up to 30 June	\$23.00	\$22.00	N	4.5%	
Pension Discount	up to 30 June	20% off applicable fee	20% off applicable fee	N		
Working Dog	up to 30 June	\$23.00	\$22.00	N	4.5%	
Guide/Hearing Dog		No Charge	No Charge	N		
Accredited Assistance Dog		No Charge	No Charge	N		
Registration Fees - after 31st December						
Registration after 31st December due to detection by Ranger that dog is unregistered or collection from dogs' home - Full fee to apply						
Entire Dog	up to 30 June	\$115.00	\$110.00	N	4.5%	
De-sexed	up to 30 June	\$34.50	\$33.00	N	4.5%	
Pure Bred	up to 30 June	\$46.00	\$44.00	N	4.5%	
Greyhound	up to 30 June	\$46.00	\$44.00	N	4.5%	
Pension Discount	up to 30 June	20% off applicable fee	20% off applicable fee	N		
Working Dog	up to 30 June	\$46.00	\$44.00	N	4.5%	
Guard Dog	up to 30 June	\$230.00	\$220.00	N	4.5%	
Guide/Hearing Dog		No Charge	No Charge	N		
Accredited Assistance Dog		No Charge	No Charge	N		
Dog Complaints						
Dog Complaint Fee	each	\$72.00	\$70.00	N	2.9%	
Kennel Licence (Prescribed)						
Application Fee	per application	\$115.00	\$110.00	N	4.5%	
Advertising Fee for New Kennel Application	per application	\$172.00	\$168.00	N	2.4%	
Renewal	per year	\$115.00	\$110.00	N	4.5%	
Early Payment Fee	per year	\$92.00	\$88.00	N	4.5%	

ANIMAL CONTROL FEES Continued						
ITEM	Unit	Proposed 2019-20 Fee*	2018-19 Fee*	GST Applied	% Change	COMMENT
Refunds & Reimbursements						
Death of Dog						
On receipt of Certificate of Euthanasia from recognised veterinary clinic or statutory declaration. Refunds are only to apply if application is made in the same financial year as registration has been paid						
Refund Amount for Deceased Dogs						
Dog Deceased within 3 months of registration	each	75% refund of registration fee paid	75% refund of registration fee paid	N		
Dog Deceased after 3 months and within 6 months of date of registration	each	50% refund of registration fee paid	50% refund of registration fee paid	N		
Dog Deceased after 6 months and within 9 months of date of registration	each	25% refund of registration fee paid	25% refund of registration fee paid	N		
Dog deceased after 9 months of registration		No Refund	No Refund			
De-sexed Dogs						
Applies to dogs registered at the normal registration rate and subsequently spayed. Paid only on receipt of certificate of neutering from a recognised veterinary clinic. Discount applies to difference between entire fee paid and de-sexed fee						
Registration Refund Amount for Entire Dog being de-sexed						
Animal de-sexed within 3 months of registration	each	75% refund of difference between entire rate and desexed rate	75% refund of difference between entire rate and desexed rate	N		
Animal de-sexed after 3 months & within 6 months of registration	each	50% refund of difference between entire rate and desexed rate	50% refund of difference between entire rate and desexed rate	N		
Animal de-sexed after 6 months & within 9 months of registration	each	25% refund of difference between entire rate and desexed rate	25% refund of difference between entire rate and desexed rate	N		
Animal de-sexed after 9 months of registration		No Refund	No Refund			
Attendance at Obedience Course						
Evidence to be provided that dog has satisfactorily completed obedience course run by an accredited officer (for the present the Tasmanian Canine Defence Association). Only one discount per dog per financial year. Discount applies for one year only.						
Grade 3	each	25%	25%	N	0.0%	
Grade 4	each	50%	50%	N	0.0%	
Trained Dog	each	50% for the life of the dog	50% for the life of the dog	N		
Dog Adopted from Dogs' Home or RSPCA or GAP (Greyhound Adoption Program)						
To apply until new registration year only		No Charge	No Charge			
Other Dog Fees						
Replacement of Lost Tag	each	\$5.00	\$5.00	N	0.0%	
Dangerous dog collar	each	Sml / Med \$50.00; Lge /ExLge \$60.00	Sml / Med \$50.00; Lge /ExLge \$60.00	Y	0.0%	
Dangerous dog sign	each	\$75.00	\$75.00	Y	0.0%	
Release Fee from Dogs Home	each	\$75.00	\$75.00	N	0.0%	

PERMITS, EVENTS, STAGE HIRE, USE OF PUBLIC PLACES						
ITEM	Unit	Proposed 2019-20 Fee*	2018-19 Fee*	GST Applied	% Change	COMMENT
Permits - Use of Public Places						
Business Permits - Commercial Use	per event	\$650.00	\$634.00	N	2.5%	
Busking Permit (Bellerive Boardwalk Only)	per year	\$49.00	\$47.30	N	3.6%	
Commercial instructors permit for operating on Council land	per year	\$87.00	\$84.40	N	3.1%	
Car Parking Space Bellerive - Commercial Only	per vehicle per month	\$125.50	\$122.40	Y	2.5%	
Temporary Stalls for Council Events ♦						
All locations - Charitable Stall		Exempt from fees	Exempt from fees	Y		
All locations - Non Charitable Stall	1 day	\$215.00	\$210.00	Y	2.4%	
All locations - Non Charitable Stall	2 days	\$322.00	\$315.00	Y	2.2%	
All locations - Non Charitable Stall	3 days	\$374.00	\$365.00	Y	2.5%	
♦ Includes Temporary food licence						
Public Place Hire Fees (NFP, Fundraising etc.)						
Not for Profit, Community, Charity, Fund Raiser in an outdoor public place (at discretion of General Manager)	per event	\$53.00	\$52.70	Y	0.6%	
Not for Profit, Community, Charity, Fund Raiser event/meeting in an indoor facility e.g. Halls (at discretion of the relevant Management Committee or General Manager)	per event	60% of relevant schedule hire fee	50% of relevant schedule hire fee	Y		Fee now combined with fee below for simplification
Not for Profit, Community, Charity, Fund Raiser use of meeting space e.g. Halls (at discretion of the relevant Management Committee or General Manager)	per event		75% of relevant schedule hire fee	Y		DELETE - Included in fee above for simplification
Commercial vendors (e.g. coffee vans) on site at NFP fundraising events per vendor	per vendor per event	\$31.00	\$30.00	Y	3.3%	
Ceremonies Only NB: No receptions to be held on reserves (including beaches) under Council control						
Boardwalk Stage (fees specified below)	see below	See Below	See Below	Y		
All other locations	per ceremony	\$62.00	\$60.00	Y	3.3%	

PERMITS, EVENTS, STAGE HIRE, USE OF PUBLIC PLACES Continued						
ITEM	Unit	Proposed 2019-20 Fee*	2018-19 Fee*	GST Applied	% Change	COMMENT
Boardwalk Stage						
Boardwalk Stage - no side curtains (including civic ceremonies)	per event, or per day, or part thereof	\$105.00	\$102.00	Y	2.9%	
Boardwalk Stage - with side curtains (including civic ceremonies)	per event, or per day, or part thereof	\$430.00	\$419.00	Y	2.6%	
Boardwalk and/or Stage Power Supply	per event, or per day, or part thereof	\$28.50	\$27.00	Y	5.6%	
Simmons Park Stage						
Stage	per day or part thereof	\$105.00	\$102.00	Y	2.9%	
Stage Power Supply	per event, or per day, or part thereof	\$28.50	\$27.00	Y	5.6%	
Charles Hand Park Stage & Skate Park						
Skate Park Stage Only	per day or part thereof	\$105.00	\$102.00	Y	2.9%	
Stage Power Supply	per event, or per day, or part thereof	\$28.50	\$27.00	Y	5.6%	
Skate Park (whole facility including stage - Hirer is responsible for providing own security and notifying Tasmania Police of any event)	fixed fee	\$221.50 + \$37.50 per hour	\$216.20 + \$36.10 per hour	Y	2.4% 3.9%	
Bond - For Skate Park Only (GST only applies on forfeiture of deposit)	fixed fee	\$210.00	\$204.00	N	2.9%	
Miscellaneous Fees for activities on Council Land						
Boot Camp, Fitness Activities & Dog Obedience on Council Reserves (for use of sports grounds for fitness activities please refer to Ground Hire section)	per hour	\$13.00	\$12.50	Y	4.0%	
Other Public Place Fees						
Consumption of Liquor on Council Reserves (to be approved by MCS)	per application	\$66.00	\$64.00	N	3.1%	
Notation on Licensing Board Permit applications on Council premises (to be signed by CS EOGM or MHS)	each	\$27.00	\$26.30	N	2.7%	
Request for Notation on Licensing Board Permit for non Council properties (to be signed by CS EOGM or MHS)	each	\$34.00	\$33.10	N	2.7%	
Note: These charges do not include items such as portable toilets, litter bins & skips or additional items that may be required by permit applicant						

CHILD CARE						
ITEM	Unit	Proposed 2019-20 Fee*	2018-19 Fee*	GST Applied	% Change	COMMENT
Rosny Child Care						
Fee Schedule July - December 2018						
Discounted rate offered to families who use at least 5 days child care in one week	per child per day	\$89.75	\$88.00	N	2.0%	
Daily	per child per day	\$104.95	\$102.90	N	2.0%	
Morning Session	per child per session	\$65.00	\$63.70	N	2.0%	
Afternoon Session	per child per session	\$56.75	\$55.65	N	2.0%	
A late fee is charged for children collected after 5.45 pm		\$20.00	\$20.00	N	0.0%	
Fee Schedule January - June 2019						
Discounted rate offered to families who use at least 5 days child care in one week	per child per day	\$90.65	\$88.85	N	2.0%	
Daily	per child per day	\$106.00	\$103.95	N	2.0%	
Morning Session	per child per session	\$65.65	\$64.05	N	2.5%	
Afternoon Session	per child per session	\$57.30	\$56.20	N	2.0%	
A late fee is charged for children collected after 5.45 pm		\$20.00	\$20.00	N	0.0%	
Family Day Care						
Educator Levy	per week	\$25.00	\$25.00	N	0.0%	
Administration levy						
Per child	per week	\$7.50 per week plus 70 cents per hour, per child up to 2 children in care	\$7.50 per week plus 50 cents per hour, per child up to 2 children in care	N	0% 40%	
Play session levy	per session	\$9.00	\$9.00	N	0.0%	

CHILD CARE FEES Continued						
ITEM	Unit	Proposed 2019-20 Fee*	2018-19 Fee*	GST Applied	% Change	COMMENT
Outside School Hours Care General Fees - applies to all categories of care listed below						
1 July 2019 to 30 June 2019						
Late Payment on accounts	per account	\$32.00	\$31.00	N	3.2%	
After School Care						
Permanent and Casual Bookings 1 July 2017 to 30 June 2018						
After School Care	per child per session	\$28.00	\$27.00	N	3.7%	
Absence without notifying Co-ordination Unit or Centre	per child per day		\$16.00 (less Child Care Rebate) + \$10 non-cancellation fee (non Child-Care Subsidy)			DELETE - Combine to new fees below
Absence -- Co-ordination Unit or Centre HAS been notified prior to 2.45pm on day of care	per child per day		\$16.00 (less Child Care Subsidy)			DELETE - Combine to new fees below
Absence -- Co-ordination Unit or Centre HAS been notified after 2.45pm on day of care	per child per day		\$16.00 (less Child Care Rebate) + \$10 non-cancellation fee (non Child-Care Subsidy)			DELETE - Combine to new fees below
Absence	per child per day	\$16.00		N		NEW - to replace the 3 lines above
Non Cancellation	per child per day	\$28.00		N		NEW - to replace the 3 lines above
Casual Bookings	per session		\$32.00			DELETE
Late Collection (every 15mins after 6pm)	per child per 15 minutes	\$35.00	\$35.00	N	0.0%	
Before School Care						
Permanent and Casual Bookings 1 July to 30 June 2019						
Before School Care	per child per session	\$11.00	\$10.50	N	4.8%	
Absence	per child per day	\$6.00		N		NEW - to replace the lines below
Non Cancellation	per child per day	\$11.00		N		NEW - to replace the lines below
Absence without notifying Co-ordination Unit or Centre	per child per day		\$5.00 (less Child Care Rebate) + \$5 non-cancellation fee (non Child-Care Rebate)			DELETE - Combine to new fees above
Absence -- Co-ordination Unit or Centre HAS been notified prior to 7.30am on day of care	per child per day		\$5.00 (less Child Care Rebate)			DELETE - Combine to new fees above
Absence -- Co-ordination Unit or Centre HAS been notified after 7.30am on day of care	per child per day		\$5.00 (less Child Care Rebate) + \$5 non-cancellation fee (non Child-Care Rebate)			DELETE - Combine to new fees above
Absence from Before School Care and After School Care -- Co-ordination Unit or Centre HAS been notified prior to 7.30am on day of care	per child per day		\$10.00 (less Child Care Rebate)			DELETE - Combine to new fees above
Absence from Before School Care and After School Care -- Co-ordination Unit or Centre HAS been notified after to 7.30am on day of care	per child per day		\$10.00 (less Child Care Rebate) + \$10 non-cancellation fee (non Child-Care Rebate)			DELETE - Combine to new fees above
Casual Bookings	per session		\$15.00			DELETE

CHILD CARE FEES Continued						
ITEM	Unit	Proposed 2019-20 Fee*	2018-19 Fee*	GST Applied	% Change	COMMENT
Holiday Care						
Permanent and Casual Bookings 1 July to 30 June 2019						
Holiday Care 8.00am - 6.00pm	per child per day	\$75.00	\$72.50	N	3.4%	
Absence	per child per day	\$38.00		N		NEW - to replace the lines below
Non Cancellation	per child per day	\$48.00		N		NEW - to replace the lines below
Absence without notifying Co-ordination Unit or Centre	per child per day		\$36.00 (less Child Care Rebate) + \$10 non-cancellation fee (non Child-Care Rebate)			DELETE - Combine to new fees above
Absence - Co-ordination unit or Centre HAS been notified more than 24 hrs notice	per child per day		\$36.00 (less Child Care Rebate)			DELETE - Combine to new fees above
Absence - Co-ordination unit or Centre HAS been notified less than 24 hrs notice	per child per day		\$36.00 (less Child Care Rebate) + \$10 non-cancellation fee (non Child-Care Rebate)			DELETE - Combine to new fees above
Casual Bookings	per session		\$75.00			DELETE
Late Collection (every 15mins after 6pm)	per child per 15 minutes	\$35.00	\$35.00	N	0.0%	

CLARENCE COMMUNITY VOLUNTEER SERVICE						
ITEM	Unit	Proposed 2019-20 Fee*	2018-19 Fee*	GST Applied	% Change	COMMENT
Transport - CBD	per return trip	\$5.00	\$5.00	Y	0.0%	
Transport - Rural	per return trip	\$10.00	\$10.00	Y	0.0%	
Gardening	per visit	\$10.00	\$5.00	Y	100.0%	
Assisted/List Shopping	per return trip	\$5.00	\$5.00	Y	0.0%	

HALL HIRE, COMMUNITY CENTRES etc.						
ITEM	Unit	Proposed 2019-20 Fee*	2018-19 Fee*	GST Applied	% Change	COMMENT
59 Cambridge Road (Old Bellerive Library)						
Main Studio	per hour	\$27.00	\$26.30	Y	2.7%	
Rehearsal Room	per hour	\$13.00	\$12.60	Y	3.2%	
Meeting Room	per hour	\$8.50	\$8.30	Y	2.4%	
Main studio and rehearsal room up to 5 hours	per booking (up to 5 hrs)	\$54.00	\$52.70	Y	2.5%	
Main studio and rehearsal room for full day	per booking (full day)	\$106.00	\$104.00	Y	1.9%	
Main studio and rehearsal room - performance days, recitals, concerts up to 5 hours	per booking (up to 5 hrs)	\$70.00	\$68.60	Y	2.0%	
Main studio and rehearsal room - performance days, recitals, concerts for full day	per booking (full day)	\$150.00	\$147.60	Y	1.6%	
Bond (No alcohol)	per booking	\$207.00	\$202.00	N	2.5%	
Bond (Alcohol)	per booking	\$357.00	\$348.00	N	2.6%	
Bond for Cleaning/Rubbish Removal	per booking	\$41.00	\$40.00	N	2.5%	
Bellerive Community Arts Centre						
Hire Fee	per hour	\$9.00	\$8.80	Y	2.3%	
Cambridge Hall						
Hall Hire	per hour	\$12.00	\$11.70	Y	2.6%	
Functions, Weddings, Parties etc. (No birthday parties 16-25 years old)	per function	\$185.00	\$181.50	Y	1.9%	
Bond (No alcohol)	per booking	\$207.00	\$202.00	N	2.5%	
Bond (Alcohol)	per booking	\$357.00	\$348.00	N	2.6%	
Bond for Cleaning/Rubbish Removal - Functions Children's' parties & general activities	per booking	\$51.00	\$50.00	N	2.0%	
Bond for cleaning/Rubbish Removal - Functions e.g. weddings, engagements	per booking	\$82.00	\$80.00	N	2.5%	
Alma's Activities Centre (continued on next page)						
Function Rate (Wedding receptions, private functions etc.)	per function	\$150.00	\$150.00	Y	0.0%	No change per committee - in line with other centres
Conference Rates for hall	half day rate	\$169.40	\$169.40	Y	0.0%	No change per committee - in line with other centres
Conference Rates for hall	full day rate	\$214.50	\$214.50	Y	0.0%	No change per committee - in line with other centres

HALL HIRE, COMMUNITY CENTRES etc. Continued						
ITEM	Unit	Proposed 2019-20 Fee*	2018-19 Fee*	GST Applied	% Change	COMMENT
Alma's Activities Centre (Continued from previous page)						
Kitchen						
Includes use of kitchen including crockery, cutlery, urns, microwave, pie warmer and commercial gas oven & hob (breakages will be paid for)						
Function Rate	per booking	\$50.00	\$50.00	Y	0.0%	No change per committee
Combined Kitchen / Hall Hire						
Function Rate	per booking	\$200.00	\$200.00	Y	0.0%	No change per committee
Commercial hire fee	per booking	\$21.50		Y		New Fee this amount will keep in line with the day time hire fee
Alma's Bar & Lounge						
Available for small functions-			Negotiable			DELETE - Committee decision
Casual Hire Rate						
Day time hire (9am-6pm)	per hour	\$21.50	\$21.00	Y	2.4%	CPI Per Committee with aim of gradually bringing it up in line with evening hire rate
Evening hire (after 6pm)	per hour	\$26.00	\$26.00	Y	0.0%	No change per committee
Meeting Room	per hour	\$26.00	\$26.00	Y	0.0%	No change per committee
Bonds						
Bond for Cleaning	per booking	\$100.00	\$100.00	N	0.0%	No change per committee
Bond (no alcohol)	per booking	\$200.00	\$200.00	N	0.0%	No change per committee
Bond (alcohol)	per booking	\$300.00	\$300.00	N	0.0%	No change per committee
Geilston Bay Community Centre						
Hire Charge Week Days	per hour	\$12.00	\$12.00	Y	0.0%	No change per committee
Hire Charge Weekend 4 hour session - 9am to 1pm or 1.30pm to 5.30pm	per session	\$48.00	NEW	Y		New booking format for weekends - blocks of 4 or 8 hours only
Hire Charge Weekend all day (8 hour) session - 9am to 5pm	per session	\$96.00	NEW	Y		New booking format for weekends - blocks of 4 or 8 hours only
Bond for use of equipment inside Centre only - includes cleaning of centre	per booking	\$60.00	\$60.00	N	0.0%	
Bond for use of equipment both inside and stored in shed - includes cleaning of centre	per booking	\$100.00	\$100.00	N	0.0%	
Howrah Community Centre (continued on next page)						
Baudinet Lounge (including Derwent Room) - Function Rates						
Excluding Bar	per hour	\$47.00	\$45.80	Y	2.6%	
Including Bar - 6pm to midnight	per function	\$213.00	\$208.10	Y	2.4%	
Additional Charge After Midnight including cost of bar extension for Liquor Licence out of hours permit	per hour		\$83.20	¥		DELETE - Committee decision no hire after midnight
Including Kitchen - includes use of crockery, cutlery, urns, microwave, pie warmer (breakages will be paid for)	per booking	\$53.00	\$52.00	Y	1.9%	
Refundable Cleaning Bond	per booking	\$100.00	\$100.00	N	0.0%	

HALL HIRE, COMMUNITY CENTRES etc. Continued						
ITEM	Unit	Proposed 2019-20 Fee*	2018-19 Fee*	GST Applied	% Change	COMMENT
Howrah Community Centre (continued from previous page)						
Baudinet Lounge (including Derwent Room) - Conference Rates						
Includes the use of the in-house audio visual system, which comprises of a data projection unit, DVD and VCR players, surround sound & terminal for computer presentations						
Conference Rates	1/2 day rate	\$234.50	\$228.90	Y	2.4%	
Conference Rates	full day rate	\$293.00	\$286.10	Y	2.4%	
Sunshine, Skyline, Derwent Room, Baudinet Lounge and Guide Hall						
Room Hire	per hour	\$26.50	\$26.00	Y	1.9%	CPI plus rounding
Howrah Play Group	per session		\$17.80			DELETE - Committee decision, Play Group no longer exists
Foyer only	per hour		\$15.60			DELETE - Committee decision
Kitchen						
Kitchen Only (excluding gas oven)	per hour	\$16.00	\$15.60	Y	2.6%	
Kitchen Only (including gas oven)	per hour	\$21.00	\$20.80	Y	1.0%	
BBQ Hire	per booking	\$35.00	\$34.30	Y	2.0%	
Chair Hire	per chair	\$0.50	\$0.50	Y	0.0%	
Lauderdale Hall						
Hall Hire	per hour	\$12.00	\$11.70	Y	2.6%	
Functions, Weddings, Parties etc. (No birthday parties 16-25 years old)	per function	\$185.00	\$181.50	Y	1.9%	
Bond (No alcohol)	per booking	\$207.00	\$202.00	N	2.5%	Bond - no change
Bond (Alcohol)	per booking	\$357.00	\$348.00	N	2.6%	Bond - no change
Bond for cleaning/Rubbish Removal - Functions e.g. weddings, engagements	per booking	\$82.00	\$80.00	N	2.5%	
Bond for Cleaning/Rubbish Removal - Children's' Parties & general activities	per booking	\$51.00	\$50.00	N	2.0%	
Lindisfarne Community Activities Centre						
Casual & Commercial Hire (no birthday parties 15-25 years old)	per hour	\$20.00	\$20.00	Y	0.0%	No change per committee
Hire for Not for Profit Organisations (no birthday parties 15-25 years old)	per hour	\$15.00	\$15.00	Y	0.0%	No change per committee
Kitchen Fee	per hour	\$15.00	\$15.00	Y	0.0%	No change per committee
Bond	per booking	\$60.00	\$60.00	N	0.0%	No change per committee
Alcohol - sale of alcohol prohibited, can only be consumed with meal						
Special Occasions - Local (e.g. 100 years function)		Negotiable	Negotiable	Y		No change per committee

HALL HIRE, COMMUNITY CENTRES etc. Continued						
ITEM	Unit	Proposed 2019-20 Fee*	2018-19 Fee*	GST Applied	% Change	COMMENT
Richmond Council Chambers (no alcohol)						
Council Chambers Hire	per hour	\$12.00	\$11.70	Y	2.6%	
Formal Functions	per half day	\$230.00	\$224.40	Y	2.5%	
Wedding Ceremony Only	per ceremony	\$185.00	\$180.30	Y	2.6%	
Bond (No alcohol)	per booking	\$207.00	\$202.00	N	2.5%	
Richmond Hall						
No birthday parties 16-25 years old						
Hall Hire Only	per hour	\$12.00	\$11.70	Y	2.6%	
Hire of Supper Room Only	per hour	\$12.00	\$11.70	Y	2.6%	
Hire of Kitchen Only	per hour	\$16.00	\$15.60	Y	2.6%	
Hire of Supper Room & Kitchen only	per hour	\$22.00	\$21.50	Y	2.3%	
Hire of Hall, Kitchen & Supper Room	per hour	\$27.00	\$26.00	Y	3.8%	
Functions, Weddings, Parties etc. (No birthday parties 16-25 years old)	per function	\$185.00	\$181.50	Y	1.9%	
Bond (No alcohol)	per booking	\$207.00	\$202.00	N	2.5%	
Bond (Alcohol)	per booking	\$357.00	\$348.00	N	2.6%	
Bond for cleaning/Rubbish Removal - Functions e.g. weddings, engagements	per booking	\$82.00	\$80.00	N	2.5%	
Bond for Cleaning/Rubbish Removal - Children's' Parties & general activities	per booking	\$51.00	\$50.00	N	2.0%	
Rokeby Community Centre						
Activities Room	per hour	\$12.00	\$11.70	Y	2.6%	
Gym Day/Night	per hour	\$12.00	\$11.70	Y	2.6%	
Kitchen - first hour	first hour	\$16.00	\$15.60	Y	2.6%	
- after the first hour	per hour thereafter	\$8.00	\$8.00	Y	0.0%	
Receptions (+ bond as below)	per function	\$158.00	\$157.10	Y	0.6%	
Teenage admission (all activities)	per head	\$0.55	\$0.55	Y	0.0%	
Bond (No alcohol)	per booking	\$207.00	\$202.00	N	2.5%	
Bond (Alcohol)	per booking	\$357.00	\$348.00	N	2.6%	
Community events at Centre held by Rokeby Neighbourhood Centre	per event	\$55.00	\$54.80	Y	0.4%	
Community Centre hired by Rokeby Neighbourhood Centre	per hour	\$5.50	\$5.50	Y	0.0%	

HALL HIRE, COMMUNITY CENTRES etc. Continued						
ITEM	Unit	Proposed 2019-20 Fee*	2018-19 Fee*	GST Applied	% Change	COMMENT
Rokeby Trust Hall						
Hall Hire	per hour	\$12.00	\$11.70	Y	2.6%	
Functions, Weddings, Parties etc. (No birthday parties 16-25 years old)	per function	\$185.00	\$181.50	Y	1.9%	
Bond (No alcohol)	per booking	\$207.00	\$202.00	N	2.5%	
Bond (Alcohol)	per booking	\$357.00	\$348.00	N	2.6%	
Bond for cleaning/Rubbish Removal - Functions e.g. weddings, engagements	per booking	\$82.00	\$80.00	N	2.5%	
Bond for Cleaning/Rubbish Removal - Children's' Parties & general activities	per booking	\$51.00	\$50.00	N	2.0%	
Risdon Vale Hall						
Charity functions						
Hall Hire	per hour	\$9.50	\$9.20	Y	3.3%	Increase per committee - next year increase to \$10/hr
Kitchen and Supper Room	per hour	\$5.80	\$5.60	Y	3.6%	CPI Per Committee
Functions	per function	\$92.30	\$90.00	Y	2.6%	CPI Per Committee
Bond (No alcohol)	per booking	\$102.00	\$102.00	N	0.0%	No change - Bond
Bond (Alcohol)	per booking	\$280.00	\$280.00	N	0.0%	No change - Bond
Bowls (Foyer)	per function	\$7.40	\$7.20	Y	2.8%	CPI Per Committee
Foyer Area	per function	\$3.70	\$3.60	Y	2.8%	CPI Per Committee
Tennis Court Clubroom	per week		\$13.25			DELETE - Clubroom no longer useable - to be demolished
Tennis Court	per court per hour		\$2.05			DELETE - Tennis Court no longer exists
Risdon Vale Bargain Centre	per week	\$12.50	\$12.25	Y	2.0%	CPI Per Committee
Basement Room includes public liability levy	per week	\$13.60	\$13.25	Y	2.6%	CPI Per Committee
Pigeon Club includes public liability levy	per week	\$13.60	\$13.25	Y	2.6%	CPI Per Committee

HALL HIRE, COMMUNITY CENTRES etc. Continued						
ITEM	Unit	Proposed 2019-20 Fee*	2018-19 Fee*	GST Applied	% Change	COMMENT
Rosny Farm - The Barn						
Exhibitions/Displays/Performance/Arts related function						
Supported - Not-for-profit/Arts groups/Students/Education groups						
Rehearsal/Set-up Day	per day	\$87.00	\$85.00	Y	2.4%	
Performance Days	per day	\$225.00 per day. Half day - \$112.50	\$220.00 per day. Half day - \$110.00	Y	2.3%	
	per week (7 days)	\$958.00	\$935.00	Y	2.5%	
Exhibitions/Displays/Performance/Arts related function						
Commercial, Corporate, Government	per day	\$318.00 per day. Half day - \$159.00	\$310.00 per day. Half day - \$155.00	Y	2.6%	
	per week (7 days)	\$1,495.00	\$1,456.00	Y	2.7%	
		Full day hire fee includes 2hrs staff time to assist with lighting & display panels & provide instruction on equipment. Half day hire = 1hr staff time. Additional staff hrs charged at \$91.00 per hr. Additional Tech hrs charged at \$91.00 per hr	Full day hire fee includes 2hrs staff time to assist with lighting & display panels & provide instruction on equipment. Half day hire = 1hr staff time. Additional staff hrs charged at \$89.00 per hr. Additional Tech hrs charged at \$89.00 per hr	Y	2.3%	
Rosny Farm - Extras						
Extra Charge for (20) Café tables	flat rate	\$125.00	\$123.00	Y	1.6%	
Piano Hire (includes tuning)	flat rate	\$215.00	\$210.00	Y	2.4%	
Tablecloths	flat rate	\$10.00 per cloth (includes laundering)	\$10 per cloth (includes laundering)	Y	0.0%	
Projector	flat fee	\$50 per day or \$150 per week				NEW
Sound Desk	flat fee	\$50 per day or \$150 per week				NEW
Additional Equipment Hire	flat rate	By Negotiation	By Negotiation	Y		
Drinking / Wine Glasses	flat rate	\$10 per 24	\$10 per 24	Y	0.0%	
Bond for Barn Hire	per booking	\$266.00	\$260.00	N	2.3%	
Art Bikes	per day		\$10.00 per bike per day			DELETE
Rosny Farm - Gardens Only						
Private functions incl. wedding ceremonies	flat rate	\$510.00 up to 2 hours plus \$205 per extra hour thereafter	\$500.00 up to 2 hours plus \$200 per extra hour thereafter	Y	2.0%	
Photography Session	per hour	\$107.50	\$105.00	Y	2.4%	
Security callout fee for after hours functions	per hour	\$107.50	\$105.00	Y	2.4%	

HALL HIRE, COMMUNITY CENTRES etc. Continued

ITEM	Unit	Proposed 2019-20 Fee*	2018-19 Fee*	GST Applied	% Change	COMMENT
Sandford Hall						
Hall Hire	per hour	\$12.00	\$11.70	Y	2.6%	
Functions, Weddings, Parties etc. (No birthday parties 16-25 years old)	per function	\$185.00	\$181.50	Y	1.9%	
Bond (No alcohol)	per booking	\$207.00	\$202.00	N	2.5%	
Bond (Alcohol)	per booking	\$357.00	\$348.00	N	2.6%	
Bond for cleaning/Rubbish Removal - Functions e.g. weddings, engagements	per booking	\$82.00	\$80.00	N	2.5%	
Bond for Cleaning/Rubbish Removal - Children's' Parties & general activities	per booking	\$51.00	\$50.00	N	2.0%	
Seven Mile Beach Community Centre (Lewis Park) (no alcohol)						
Hire of Centre	per hour	\$9.00	\$8.70	Y	3.4%	
Bond (No alcohol)	per booking	\$207.00	\$202.00	N	2.5%	
Bond for Cleaning/Rubbish Removal - Children's' Parties & general activities	per booking	\$51.00	\$50.00	N	2.0%	
South Arm Calverton Hall						
Booking Deposit for Functions	per booking	\$50.00	\$50.00	Y	0.0%	No change per committee
Functions - Locals	per function	\$100.00	\$100.00	Y	0.0%	No change per committee
Functions - Others	per function	\$125.00	\$125.00	Y	0.0%	No change per committee
Per hour bookings - Locals	per hour	\$25.00	\$25.00	Y	0.0%	No change per committee
Per hour bookings - Others	per hour	\$30.00	\$30.00	Y	0.0%	No change per committee
Tennis Courts	per hour	\$15.00	\$15.00	Y	0.0%	No change per committee
Booking Deposit for Sports Ground	per booking	\$20.00	\$20.00	Y	0.0%	No change per committee
Sports Ground - Locals	per day	\$30.00	\$30.00	Y	0.0%	No change per committee
Sports Ground - Others	per day	\$50.00	\$50.00	Y	0.0%	No change per committee
Bond (No alcohol)	per booking	\$100.00	\$100.00	N	0.0%	No change per committee
Bond (Alcohol)	per booking	\$250.00	\$250.00	N	0.0%	No change per committee
Bond (Cleaning)	per booking	\$50.00	\$50.00	N	0.0%	No change per committee

HALL HIRE, COMMUNITY CENTRES etc. Continued						
ITEM	Unit	Proposed 2019-20 Fee*	2018-19 Fee*	GST Applied	% Change	COMMENT
Tranmere Hall (no alcohol)						
Hall Hire	per hour	\$12.00	\$11.70	Y	2.6%	
Functions, Weddings, Parties etc. (No birthday parties 16-25 years old)	per function	\$185.00	\$181.50	Y	1.9%	
Bond (No alcohol)	per booking	\$207.00	\$202.00	N	2.5%	
Bond for cleaning/Rubbish Removal - Functions e.g. weddings, engagements	per booking	\$82.00	\$80.00	N	2.5%	
Bond for Cleaning/Rubbish Removal - Children's' Parties & general activities	per booking	\$51.00	\$50.00	N	2.0%	
Hire Fees (NFP, Fundraising etc.)						
Not for Profit, Community, Charity, Fund Raiser in an outdoor public place (at discretion of General Manager)	per event	\$55.00	\$52.70	Y	4.4%	
Not for Profit, Community, Charity, Fund Raiser event/meeting in an indoor facility e.g. Halls (at discretion of the relevant Management Committee or General Manager)	per event	60% of relevant schedule hire fee	50% of relevant schedule hire fee	Y		Fee below now combined in one for simplification
Not for Profit, Community, Charity, Fund Raiser use of meeting space e.g. Halls (at discretion of the relevant Management Committee or General Manager)	per event		75% of relevant schedule hire fee			DELETE Included in fee above for simplification
Commercial vendor on site at NFP fundraising events (e.g. coffee vans) per vendor	per vendor per event	\$31.00	\$30.00	Y	3.3%	
Miscellaneous						
Administration fee for change of bookings	per change	\$50.00		Y		NEW - to recognise cost of administration
Key Deposit (Forfeit - if not returned by following working day) GST applies only on forfeiture of deposit	per key	\$37.00	\$36.00	N	2.8%	
Insurance levy for public liability insurance for informal user groups	per hour	\$3.00	\$3.00	Y	0.0%	No change 2019/20
Holding fee for hall hire (non-refundable)	per hire	\$25.00	\$25.00	Y	0.0%	
Unauthorised use of hall (4 hours minimum)	per hour	Hourly rate of venue (4 hours minimum) + \$50.00 fixed fee	Hourly rate of venue (4 hours minimum) + \$50 fixed fee	Y	0.0%	

SPORTS GROUND HIRE						
ITEM	Unit	Proposed 2019-20 Fee*	2018-19 Fee*	GST Applied	% Change	COMMENT
Sports Ground Use Permits (Effective 1 Oct for 12 month period)						
Junior (up to and including U18)	per hour	\$18.50	\$18.00	Y	2.8%	
Senior	per hour	\$37.00	\$36.00	Y	2.8%	
Soccer						
Soccer Small Sided Grounds No Fixed Goals	per hour	\$4.50	\$4.35	Y	3.4%	
Soccer Small Sided Ground Fixed Goals	per hour	\$8.80	\$8.60	Y	2.3%	
Cambridge New Ground 1010 Cambridge Rd-(Junior/Youth)	per hour	\$24.80	\$24.20	Y	2.5%	
Cricket						
Junior including synthetic practice wickets where applicable	per hour	\$18.50	\$18.00	Y	2.8%	
Senior including synthetic practice wickets where applicable	per hour	\$36.90	\$36.00	Y	2.5%	
Lindisfarne Oval / Kangaroo Bay Oval						
Turf Wickets on ground - (No junior rates)	per hour	\$47.50	\$46.30	Y	2.6%	
Turf Wicket - Special Event Match / Training National / International	per day or part thereof	\$835.00	\$813.80	Y	2.6%	
Turf Practice Wicket - Special Event Match / Training National / International	per day or part thereof	\$83.00	\$81.20	Y	2.2%	
Turf Practice Wickets Lindisfarne (separate to ground)	per hour	\$16.50	\$16.10	Y	2.5%	
Seasonal Turf Practice Wickets Lindisfarne (separate to ground)	per hour	\$12.00	\$11.60	Y	3.4%	
Synthetic Practice Wickets Lindisfarne (separate to ground)	per hour	\$8.50	\$8.20	Y	3.7%	
Turf & synthetic practice wickets Kangaroo Bay	per hour	\$37.00	\$36.10	Y	2.5%	
Seasonal turf & synthetic practice wickets Kangaroo Bay	per hour	\$23.80	\$23.20	Y	2.6%	
NB: An additional fee will be charged for use of outfield. This fee will be charged at the senior or junior rate as appropriate						NEW

SPORTS GROUND HIRE Continued						
ITEM	Unit	Proposed 2019-20 Fee*	2018-19 Fee*	GST Applied	% Change	COMMENT
Miscellaneous Sports Ground Hire Fees						
Casual Ground Hire	per hour	\$37.00	\$36.00	Y	2.8%	
Use of Ovals by High Schools/Colleges where no licence agreement exists	per hour	\$37.00	\$36.00	Y	2.8%	
Wentworth Park - Salacia Ave Training Ground (Up to U18)	per hour	\$14.00	\$13.50	Y	3.7%	
Wentworth Park - Salacia Ave Training Ground (Senior)	per hour	\$27.50	\$26.60	Y	3.4%	
Wentworth Park - Sports Centre hire for sporting activities only	per hour	\$12.00	\$11.60	Y	3.4%	
Kiosk Hire (Environmental Health approved kiosk only)	per hour	\$10.00	\$9.75	Y	2.6%	
Boot Camp & Fitness Activities on Council Sports Grounds	per hour	\$37.00	\$36.00	Y	2.8%	
Unauthorised removal of maintenance barriers & barricades on ovals (regardless of whether barriers have been reinstated to their original position at end of hire period)	per incident	\$154.00	\$150.00	Y	2.7%	
Carnivals / Events						
School carnivals other ovals (no line marking)	per hour	\$18.50	\$18.00	Y	2.8%	
School carnivals other ovals (basic line mark perimeter line no running lanes & 100m grid only marked)	fixed fee + hourly rate	\$220.40 + \$37.00 per hour	\$215 + \$36 per hour	Y	2.5% 2.8%	
Sports Carnivals/Tournaments requiring additional line marking	fixed fee per booking	\$216.00	\$210.60	Y	2.6%	
School Athletic Carnivals Clarence High School (Summer Only) - line marking under contract	per hour	\$38.50	\$37.60	Y	2.4%	
State, National & International events on sportsgrounds additional cleaning of change rooms / toilets		At Contract Rate	At Contract Rate	Y		
Council staff callout for safety compliance issues	per callout	At Cost + 25%	At Cost	Y		increased to cover administration costs
Bonds						
Bond for seasonal users	per season	\$418.50	\$408.25	N	2.5%	
Surcharge for use of sporting facility without prior booking + Hire Rate minimum 4 hours	per incident	\$153.80	\$150.00	Y	2.5%	
Bond for sportsground casual commercial occupation	per booking	\$307.50	\$300.00	N	2.5%	
Keys						
Key Charges Use of Facilities (Forfeit non-return within one month from end of season) GST only applies on forfeiture of deposit	per key	\$51.50	\$50.00	N	3.0%	
Lighting						
Lighting charges Additional to Ground Hire Charge (Rate applies for all winter season bookings effective from end of Daylight Saving period from 4.30 pm)						
Sportsgrounds with remote access lights - charge for game time only unless additional time requested by Club. 1/2 hr setup & 1/2 hr pack-up period at no charge (for games only)	per hour per ground	\$20.00	\$19.40	Y	3.1%	Free period recommended for equity - clubs using manual lighting can turn lights on and off themselves at any time but are only charged for game time whereas remote lights are controlled by council staff
Sportsgrounds without remote access lights lighting upgraded to Aus Standard	per hour per ground	\$20.00	\$19.40	Y	3.1%	
Sportsgrounds with lighting that hasn't been upgraded charged from 4.30 pm	per hour per ground		\$10.00			DELETE - fee no longer applicable due to lighting upgrades

WASTE & VEHICLE TOWING						
ITEM	Unit	Proposed 2019-20 Fee*	2018-19 Fee*	GST Applied	% Change	COMMENT
Mornington Waste Transfer Station Clarence Domestic Resident Users						
Any Resident vehicle under 4.9 tonne GVM						
Minimum Gate Fee	per visit	\$12.00	\$11.00	Y	9.1%	
Recoverables/Recyclables/Tonne	per tonne	\$102.00	\$99.00	Y	3.0%	
Green Organic Waste (suitable for mulching)/Tonne	per tonne	\$102.00	\$99.00	Y	3.0%	
Contaminated Green Organic Waste/Tonne	per tonne	\$107.00	\$104.00	Y	2.9%	
Residual Waste - General Domestic/Tonne	per tonne	\$107.00	\$104.00	Y	2.9%	
Residual Waste - General Mixed/Tonne	per tonne	\$107.00	\$104.00	Y	2.9%	
Fees for non residential waste set by operator						
Refuse New Bins						
80 Litre MBG (general waste bin)	per bin	\$83.85	\$81.60	Y	2.8%	
120 Litre MBG (general waste bin)	per bin	\$88.40	\$86.00	Y	2.8%	
140 Litre MBG (recycle bin)	per bin	\$90.40	\$88.00	Y	2.7%	
240 Litre MBG (general or recycle waste bin)	per bin	\$92.50	\$90.00	Y	2.8%	
240 Litre MBG (green waste) collection fee paid upfront – pro-rata charge	per bin pro-rata charge	\$92.50	\$49.55	Y	86.7%	Charge for 240l green waste bin brought into line with 240l recycling bin. Wording changed for clarity
Refuse Bins - Size Upgrade						
Upgrade 80 Litre to 120 Litre MBG (general waste bin) –pro-rata charge	per bin pro-rata charge	\$41.40	\$40.30	Y	2.7%	Wording changed for clarity
Upgrade 140 Litre to 240 Litre MBG (recycle waste bin) –pro-rata charge	per bin pro-rata charge	\$30.95	\$30.10	Y	2.8%	Wording changed for clarity
Tow Away Fee						
Towing Abandoned Vehicle	per vehicle	\$198.00	\$125.00	Y	58.4%	Fees are charged by the commercial operator
Holding Fee for abandoned vehicles until collection or approval for disposal	per 30 day period or part thereof	\$198.00	\$25.00	Y	692.0%	Fees are charged by the commercial operator

ROAD CLOSURE REQUESTS						
ITEM	Unit	Proposed 2019-20 Fee*	2018-19 Fee*	GST Applied	% Change	COMMENT
Temporary	per event	\$433.00	\$421.00	N	2.9%	
Permanent for Private Benefit	per event	\$491.00	\$478.00	N	2.7%	

COUNCIL PROPERTIES						
ITEM	Unit	Proposed 2019-20 Fee*	2018-19 Fee*	GST Applied	% Change	COMMENT
Lease or Licence Application Fee	per application	\$107.00	\$105.00	N	1.9%	
Lease Preparation Fee	per lease	\$113.00	\$110.00	N	2.7%	
Licence Preparation Fee	per licence	\$61.50	\$60.00	N	2.5%	
Request for Creation of Easements on Council Land Applications containing more than one easement will be charged an extra \$100 for each additional easement within that application	per easement	\$560.00 + \$102.50 for each additional easement within that application	\$550 + \$100 for each additional easement within that application	N	1.8% 2.5%	
Request for document preparation in relation to property by private individuals (e.g. part 5 Agreements)	per hour or part thereof	\$123.00	\$120.00	Y	2.5%	
Reinstatement of licence fee for non-payment of rent	per licence	\$50.00	\$50.00	N	0.0%	

OCCUPATIONAL LICENCES						
ITEM	Unit	Proposed 2019-20 Fee*	2018-19 Fee*	GST Applied	% Change	COMMENT
Helicopter/Hot air balloons landing fee	per flight	\$102.00	\$100.00	Y	2.0%	
Public Land - Annual rental for Commercial Activity - Use of Footpath /Forecourt for Outdoor Dining	per m2	\$41.00	\$40.00	N	2.5%	
Public Land - Occupation of Public Land for activities associated with Commercial Film Production). NB Bonds apply (see Infrastructure Bonds)	per application	\$250.00		N	NEW	We are receiving significantly more applications for permits to occupy Council land for Film Production activities

INFRASTRUCTURE BONDS						
ITEM	Unit	Proposed 2019-20 Fee*	2018-19 Fee*	GST Applied	% Change	COMMENT
Infrastructure Agreement Bond establishment fee	per bond	\$300.00	\$290.00	N	3.4%	
Infrastructure Agreement Bond administration fee - for extensions or alterations not specified in original bond agreement	per amended bond	\$195.00	\$190.00	N	2.6%	
Infrastructure Protection Bond (All new single residential dwellings, and additions) - Refund at completion if road /crossing /footpath is left in good condition	per application		\$940.00			DELETE - In line with industry standard To be discussed with Council
Infrastructure Protection Bond (All new multiple dwellings, new commercial buildings and additions and all demolition/removal works) - Refund at completion if road /crossing /footpath is left in good condition	per application		\$1,870.00			DELETE - In line with industry standard To be discussed with Council
Infrastructure Protection Bond - Access to work site over Council Land (Refund at completion if Reserve/road/crossing/footpath is left in good condition)-	per application		\$1,870.00			DELETE - In line with industry standard To be discussed with Council
Infrastructure Protection Bond (covering only all Single Dwelling building projects undertaken by a single builder)	high activity builders only		\$10,400.00			DELETE - In line with industry standard To be discussed with Council
Infrastructure Protection Bond (covering all building projects undertaken by a single builder)	high activity builders only		\$15,600.00			DELETE - In line with industry standard To be discussed with Council
Parking Permit within Council Car Park (Temporary Permit for Building Works only)	per day per space/part space	\$16.50	\$16.00	N	3.1%	
Associated Building Site Works Occupation of Council Land	per month per m2	\$10.50	\$10.00	N	5.0%	
Skip Bin Permits	per week	\$31.00	\$30.00	N	3.3%	
Surcharge for occupation of Council land without prior approval + Infrastructure Bond applicable	per application	\$125.00	\$120.00	Y	4.2%	
Crane/Concrete Pump/Cherry Picker etc. Permits on Council Land incl Roads	per 4 hrs or part thereof	\$78.00	\$76.00	N	2.6%	
Infrastructure Protection Bond (Skip Bin - residential dwellings, and additions)	per bin	\$390.00	\$380.00	N	2.6%	
Infrastructure Protection Bond (Skip Bin - commercial buildings & additions & all demolition/removal works)	per bin	\$1,500.00	\$1,450.00	N	3.4%	
Infrastructure Protection Bond (Occupation of Council Reserve, Road or Public Car Park for activities associated with Film Production)	per event application	\$1,500.00		N	NEW	NEW Receiving increased requests for occupation of council land associated with film production e.g. TV series)

PHOTOCOPYING

ITEM	Unit	Proposed 2019-20 Fee*	2018-19 Fee*	GST Applied	% Change	COMMENT
Up to 10 Copies						New heading
Single sided A4 ~up to 10 copies	per copy	\$0.50	\$0.50	Y	0.0%	changed wording
Double sided A4 ~up to 10 copies	per copy	\$0.60	\$0.60	Y	0.0%	changed wording
Single sided A3 ~up to 10 copies	per copy	\$0.80	\$0.80	Y	0.0%	changed wording
Double sided A3 ~up to 10 copies	per copy	\$1.10	\$1.10	Y	0.0%	changed wording
10 or More Copies						New heading
Single sided A4 ~10 or more copies	per copy	\$0.30	\$0.30	Y	0.0%	changed wording
Double sided A4 ~10 or more copies	per copy	\$0.50	\$0.50	Y	0.0%	changed wording
Single sided A3 ~10 or more copies	per copy	\$0.70	\$0.70	Y	0.0%	changed wording
Double sided A3 ~10 or more copies	per copy	\$0.90	\$0.90	Y	0.0%	changed wording

DOCUMENT FEES

ITEM	Unit	Proposed 2019-20 Fee*	2018-19 Fee*	GST Applied	% Change	COMMENT
Council Documents						
Copy of full Council Agenda or minutes		Free (as per Regulations)	Free (as per Regulations)	N		
Copy of agenda report/working papers	per page	\$0.50	\$0.50	N	0.0%	
Extract of Council Policy Guide	per extract	\$11.00	\$11.00	N	0.0%	
Full copy of Council Policies by CD (to date)	per CD	\$100.00	\$100.00	N	0.0%	
Tender & Contract Documents						
Minor (\$100,000 or less)	per document	\$75.00	\$75.00	Y	0.0%	
Major (\$100,001 or more)	per document	\$250.00	\$250.00	Y	0.0%	

REPRODUCTION FEES

ITEM	Unit	Proposed 2019-20 Fee*	2018-19 Fee*	GST Applied	% Change	COMMENT
Maps, Plans, LIS Map Information						
Building Plans - class 1 & 10 (Residential - House/dwelling, shed or pool)	for all applications on property	No Charge	No Charge	N		No Change recommended. Full review and fee remove in 2018 and still working well
Building Plans - class 2 to 9 (Commercial property)	per page	\$12.00 per page + \$100.00 hourly rate or part thereof (1st hour free)	\$12 per page + \$100 hourly rate or part thereof (1st hour free)	N	0.0%	No Change recommended. Full review and fee adjusted in 2018 and still working well
Drainage Plans	each	No Charge	No Charge	N		No Change recommended. Full review and fee remove in 2018 and still working well
A4 paper copy of any map - 1:2000	each		\$10.00	N	-100.0%	
Density rating plan (BW A4 1:2000 only)			No Charge	NA		
A1 1:5000 map	each		\$33.50	N	-100.0%	
A0 1:7500 Map	each		\$130.00	N	-100.0%	
Large format photocopying of plans - A4	each		\$10.00	N	-100.0%	
Large format photocopying of plans - A3	each		\$20.00	N	-100.0%	
Large format photocopying of plans - A2	each		\$40.00	N	-100.0%	
Large format photocopying of plans - A1	each		\$60.00	N	-100.0%	
Large format photocopying of plans - A0	each		\$135.00	N	-100.0%	
Digital Data						
Digital Data is subject to licencing and agreement on costs with delegation provided to the general manager for approval						

ADDITIONAL FEES						
ITEM	Unit	Proposed 2019-20 Fee*	2018-19 Fee*	GST Applied	% Change	COMMENT
Request for Document Signing and/or Sealing Fee	per document	\$112.00	\$110.00	N	1.8%	
Work carried out at a persons request e.g. requests for research, processing for Council (non planning) discretionary decisions; report and document preparation; provision of information and/or copies/extracts from council records (including additional information on 337 property request) etc	per hour or part thereof	Hourly rate of \$115.00, minimum charge \$115.00	\$110.00	N	4.6%	
Supplementary Information request arising from 337 certificates regarding planning permits on adjacent properties	per nominated property	Hourly rate of \$105.00, minimum charge \$105.00	Hourly rate of \$100, minimum charge \$100	N	5.0%	
Credit Card Fee -- charged as percentage of transaction value (to commence upon implementation of system modifications)	per value		0.65%			DELETE As discussed
Purchase and installation of directional/name signage for business/schools/community organisations attached to a street signpost	per sign	\$150.00		Y		NEW - Has been charged for a number of years but hasn't been formally adopted

COUNCIL COMMUNITY BUS						
ITEM	Unit	Proposed 2019-20 Fee*	2018-19 Fee*	GST Applied	% Change	COMMENT
Per person	half day	\$3.00	\$3.00	Y	0.0%	No Change recommended. Full review and increased 2017
Per person	full day	\$5.00	\$5.00	Y	0.0%	No Change recommended. Full review and increased 2017

PUBLICATIONS						
ITEM	Unit	Proposed 2019-20 Fee*	2018-19 Fee*	GST Applied	% Change	COMMENT
Planning Schemes available online at no cost. Hard copy will not be provided	per page	Available online only at no cost	Available online only at no cost	N		Unit not required
Glebe Hill Development Plan annexure available on line at no cost. Hard copy will not be provided	each	Available online only at no cost	\$0.00	Y		Unit not required
Other DPOs are available online at no cost. Hard copy will not be provided		Available online only at no cost	Available online only at no cost	NA		
History of Clarence	each		\$20.00			DELETE - Book sales don't need to be on fee schedule
Stock Thieves and Golfers	each		\$25.00			DELETE - Book sales don't need to be on fee schedule