

Prior to the commencement of the meeting, the Mayor will make the following declaration:

“I acknowledge the Tasmanian Aboriginal Community as the traditional custodians of the land on which we meet today, and pay respect to elders, past and present”.

The Mayor also to advise the Meeting and members of the public that Council Meetings, not including Closed Meeting, are audio-visually recorded and published to Council’s website.

SPECIAL COUNCIL MEETING

MONDAY 4 JUNE 2018

TABLE OF CONTENTS

ITEM	SUBJECT	PAGE
1.	APOLOGIES.....	3
2.	ESTIMATES, CAPITAL EXPENDITURE PROGRAMME, FEES AND CHARGES 2018/2019	3

BUSINESS TO BE CONDUCTED AT THIS MEETING IS TO BE CONDUCTED IN THE ORDER IN WHICH IT IS SET OUT IN THIS AGENDA UNLESS THE COUNCIL BY ABSOLUTE MAJORITY DETERMINES OTHERWISE

1. APOLOGIES

Nil.

2. ESTIMATES, CAPITAL EXPENDITURE PROGRAMME, FEES AND CHARGES 2018/2019
(File No 10-02-04)**EXECUTIVE SUMMARY****PURPOSE**

To consider the Estimates, incorporating the Capital Expenditure Programme, for the 2018/2019 financial year, together with an updated List of Fees and Charges.

RELATION TO EXISTING POLICY/PLANS

Consistent with Council's adopted Strategic Plan.

LEGISLATIVE REQUIREMENTS

Council is required to adopt Estimates for each financial year.

CONSULTATION

No issues to be addressed.

FINANCIAL IMPLICATIONS

The Estimates provide statutory authorisation for recurrent and capital expenditure for 2018/2019. Based on the draft estimates, the required increase in rating effort to meet the proposed functional outcomes is 2.6% net of growth and the effects of the State Government Fire Services Contribution.

RECOMMENDATION:

- A. That the Estimates for 2018/2019 attached as Attachment 1 be adopted.
- B. That the Capital Expenditure Programme for 2018/2019 attached as Attachment 2 be adopted.
- C. That the new List of Fees and Charges attached as Attachment 3 be adopted.

NB: This decision requires an absolute majority of Council.

ESTIMATES, CAPITAL EXPENDITURE PROGRAMME, FEES AND CHARGES 2018/2019 /contd...

ASSOCIATED REPORT

1. BACKGROUND

- 1.1.** Draft Estimates, Capital Expenditure Programme, and list of fees and charges for 2018/2019 have been prepared arising from a series of Council workshops which considered a range of projects, initiatives and issues likely to have an impact on the organisation in the coming year.

- 1.2.** Council is required to adopt Estimates for each financial year.

2. REPORT IN DETAIL

- 2.1.** The draft Estimates (refer Attachment 1) provide the high level financial framework within which Council will operate for the 2018/2019 financial year. They have been prepared in the context of Council's 10 Year Financial Management Plan and Financial Management Strategy and meet Council's statutory obligations under the Local Government Act 1993. The draft Estimates are consistent with the detailed programme budgets discussed by Aldermen at a series of workshops on the issue.

- 2.2.** The draft Estimates require an increase in rating income of 2.6% on 2017/2018 levels net of growth and the effects of the Fire Services Contribution. Growth in the rates base during 2017/2018 is estimated at 1.7%, compared to the long term average of some 1.6%.

- 2.3.** Removing the potential distortion of the State Government's Fire Services Contribution is consistent with past practice and better reflects the movement in Council's own cost base.

- 2.4.** The increase in required total rating effort takes into account the need to provide a financial offset for changes to dividend payments from TasWater, expected to be an annual reduction of \$1.1 million in 2018/2019 and remaining frozen at that level for the medium term. Council's recently adopted 10 Year Financial Management Plan identified the level of budget adjustment to offset this change at 0.5% or \$225,000 (cumulative) for each year of the 10 Year Plan.
- 2.5.** The proposed increase is above the March Consumer Price Index for Hobart (2.0%) and marginally ahead of the annual movement in the most recent LGAT Council Cost Index of 2.4%. It should be noted that the Consumer Price Index is a poor measure of Council's cost base, since it takes account of a range of goods and services unrelated to Council's operations and does not include significant elements of Council's business inputs. Regardless of measures of aggregate inflation, Council's rating requirement has been adversely affected by the need for additional revenue to offset the loss of TasWater dividends (refer above) and a spike in costs associated with the withdrawal of China from accepting recyclables.
- 2.6.** A range of initiatives is contained within the draft Estimates, together with a small number of major items affecting recurrent operations beyond normal variations. Except where highlighted in this report, budgeted revenues and expenditures are reasonably constant on a year-on-year basis. Major variances are highlighted below.
- 2.7.** Capital expenditure is proposed to increase by \$6.6 million against the 2017/2018 Estimates, with infrastructure renewal effort showing a modest increase of \$279,000. The major driver for the overall increase is the inclusion of \$7.5 million for development of the proposed recreational facility at Seven Mile Beach, this amount to be funded by debt. It is intended that this item remain in the planning stage until opportunities for external grant funding are fully explored.

Excluding this major item, expenditure on new infrastructure is planned to be just over \$1 million lower than 2017/2018; this is consistent with a reduction in funding sources (in particular Roads to Recovery grants) and an environment of high construction pricing which is acting as a disincentive to proceed with non-essential construction.

- 2.8.** The draft Estimates provide for infrastructure renewal expenditure (\$9.85 million) within 3% of that proposed in the adopted 10 Year Financial Management Plan. The 10 Year Plan carries renewal funding requirements established under adopted Asset Management Plans, and also assumes the appropriation of TasWater dividends to infrastructure renewal. The total amount to be raised through rates for infrastructure renewal is \$7.25m in 2018/2019 compared with \$6.82m in 2017/2018. This takes account of both the maintenance of renewal funding effort in real terms, and the next year of additional rating (on a 10 year phased-in basis) to compensate for the reduction in TasWater dividends identified above.
- 2.9.** Closely related to Council's strategy for funding infrastructure renewal is interest earned on investments. This is estimated to remain stable (\$1.46 million) against the 2017/2018 estimates based on expected levels of cash holdings but a continued environment of low, but steady, interest rates. However, interest revenue is largely offset by an amount appropriated to the Infrastructure Renewal Reserve (also unchanged), representing interest earnings on those funds. Through this mechanism the Infrastructure Renewal Reserve retains its value in real terms, assumptions made in long term financing modelling are met, and the net rating requirement is effectively insulated from the effect of cyclical movements in interest rates.
- 2.10.** Distributions from TasWater (comprising dividends, tax equivalents and loan guarantee fees) are considered above and are expected to be \$2.2m, compared with \$3.3 million in the current year.

This lower amount is expected to be frozen for at least the medium terms, consistent with a recently signed memorandum of understanding between TasWater, the State Government and Local Government. Council's strategy is to dedicate these funds for infrastructure renewal via a transfer to the Infrastructure Renewal Reserve.

- 2.11.** Payments received from the Grants Commission, which Council appropriates to support its capital expenditure programme, are expected to increase in line with inflation to around \$2.6 million. There is a small risk on the down side of this since Tasmania's share of the overall grant pool is linked to relative population levels of other States. Roads to Recovery funding is expected to reduce from its previously elevated level to \$414,000.
- 2.12.** The Fire Services Contribution which Council is obliged to pay to the Tasmania Fire Service (and over which Council has no control) has increased in aggregate by 7.0% against 2017/2018, following an increase of 5.5% applying to the current year. The contribution will be \$5.29 million, an increase of \$346,500. Within this, the urban area will increase 6.8%, districts (Richmond, Cambridge, South Arm, etc) will increase 7.3% and rural will increase 10.5%.
- 2.13.** New staff positions proposed in the draft Estimates include an additional Parks crew member (required primarily for safety purposes), a Health and Wellbeing Officer (identified by Council's advisory committee), and administrative support (variously trainee or part time) in each of the Planning, Human Resources and Customer Contact areas. The total additional costs in 2018/2019 are estimated at \$218,100.
- 2.14.** The Estimates make provision for the portion of 2018/2019 rates equivalents payable by the operators of Hobart Airport which is considered doubtful (\$477,000). A similar provision was made in 2017/2018 and is fully funded. While Council will continue to pursue the on-going payment of rates equivalents in accordance with the operator's lease with the Commonwealth, this continues to be a protracted and difficult issue. It is therefore prudent to make provision for a worst case scenario.

To the extent that the debt is recovered in the future, this provision can be “unwound” and funds redirected to the infrastructure renewal reserve. In making this provision, the on-going integrity of the recurrent budget is not compromised and ratepayers are protected from any potential future rates “shock”.

2.15. Significant variations to operating items contained in the draft Estimates include:

- reduction in distributions from TasWater \$1.1 million;
- continuation of Council’s financing strategy for infrastructure renewal \$450,000;
- additional positions \$218,100;
- increased recycling processing costs \$106,000;
- hard waste collection increased demand \$148,000;
- implementation of road safety audits \$40,000;
- increased parks and playground maintenance \$68,000;
- Clarence Plains master plan \$85,000;
- additional climate change initiatives \$41,000;
- additional natural area rehabilitation \$40,000;
- expansion of positive ageing and access programs \$42,200;
- Tranmere/Droughty Point Structural Plan \$80,000;
- increased land tax due to valuation increases \$55,000.

2.16. A separate schedule of the proposed Capital Expenditure Programme is provided with this report as Attachment 2. The programme provides for works to the value of \$24.2 million, fully funded from a range of capital funding sources including State Grants Commission, infrastructure renewal funding, capital contribution from rates, property sales, road grants, borrowings (refer below), and specific purpose grants.

2.17. Major projects contained within this programme include:

- Seven Mile Beach Recreational Facility (subject to external funding) \$7.5 million;

- Road reseal programme \$2.5m;
- Major Digouts/ Reconstruction \$2.5m;
- Footpath/ Kerb and Gutter Renewal \$1.28m;
- Kerb replacement - Major Digouts Program \$500,000;
- Kangaroo Bay Breakwater \$590,000;
- Derwent Avenue upgrade \$600,000;
- Elinga Street stormwater upgrades \$200,000;
- Cambridge Road stormwater upgrades \$250,000;
- South Arm drainage improvements \$420,000;
- Urban catchment management plans \$300,000;
- Lauderdale Beach small boat access \$100,000;
- Risdon Vale Oval lighting upgrade and catching nets \$295,000;
- Blossom Court (Cambridge) park development \$350,000;
- Calverton Hall DDA public toilet \$200,000;
- Howrah Community Centre DDA public toilet \$300,000;
- Lauderdale Oval visitor change room upgrade (subject to matched funding) \$184,000;
- ICT upgrade (stage 2) \$325,000.

2.18. New borrowings of \$7.5 million are included in the draft Estimates, specifically in respect of the proposed recreational/sporting development at Seven Mile Beach. It is intended that planning will continue on this project but that external grant funding of a similar amount will be sought to allow full completion. Construction of the facility will not commence prior to further consideration by Council, and it is not intended that any loans be drawn down prior to that time.

2.19. Once adopted by Council, the 2018/2019 Estimates will be incorporated into a draft Annual Plan for subsequent consideration by Council.

2.20. Council's list of fees and charges (refer Attachment 3) has also been considered during the budget workshops, with proposed alterations included for Council's consideration.

3. CONSULTATION

3.1. Community Consultation

No issues to be addressed.

3.2. State/Local Government Protocol

No issues to be addressed.

3.3. Other

No issues to be addressed.

4. STRATEGIC PLAN/POLICY IMPLICATIONS

The Local Government Act requires the adoption of Estimates each year.

5. EXTERNAL IMPACTS

No issues to be addressed.

6. RISK AND LEGAL IMPLICATIONS

No issues to be addressed beyond meeting the statutory obligation to adopt annual Estimates.

7. FINANCIAL IMPLICATIONS

The Estimates provide statutory authorisation for recurrent and capital expenditure for 2018/2019. Based on the draft Estimates, the required increase in rating effort will be 2.6% net of growth and the effects of the State Government Fire Services Contribution.

8. ANY OTHER UNIQUE ISSUES

Following adoption of the Estimates, a draft Annual Plan will be prepared for consideration by Council at a future meeting. Council is required to adopt an Annual Plan each year.

9. CONCLUSION

9.1. The attached Estimates reflect a range of issues considered by Aldermen through the budget development process.

9.2. The overall increase in rating effort required to meet the proposed expenditure levels is 2.6% net of growth and the effects of the State Government Fire Services Contribution.

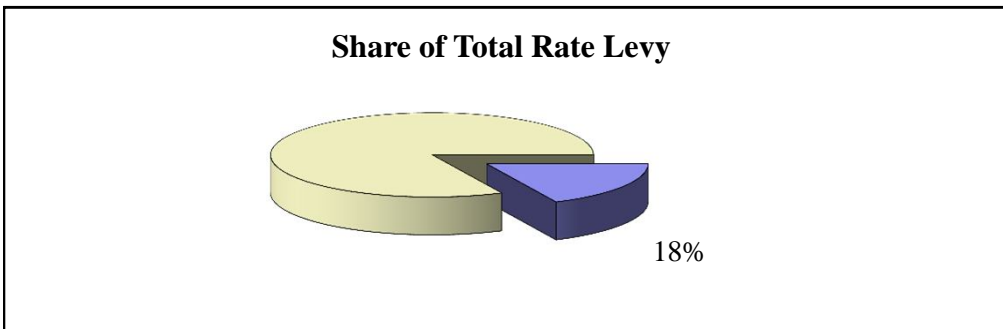
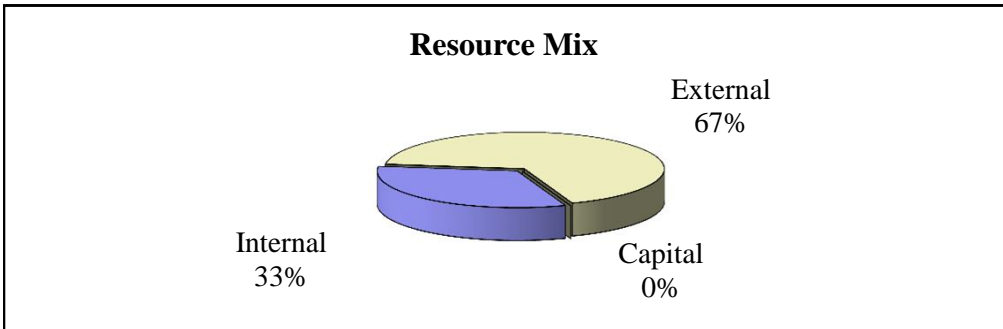
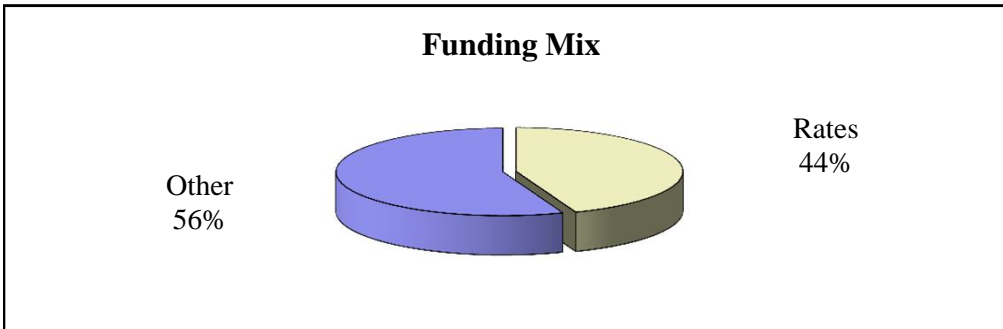
Attachments: 1. Estimates 2018-2019 (11)
2. Capital Expenditure Programme 2018-2019 (5)
3. List of Fees and Charges (47)

Andrew Paul
GENERAL MANAGER

Clarence City Council Annual Estimates 2018/2019

COMMUNITIES & PEOPLE

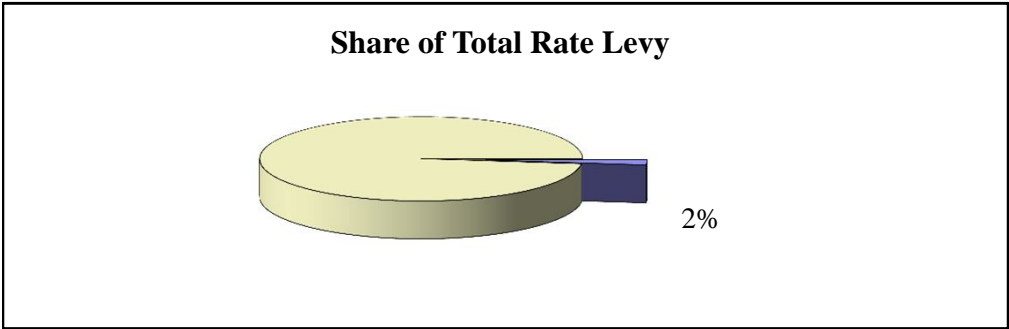
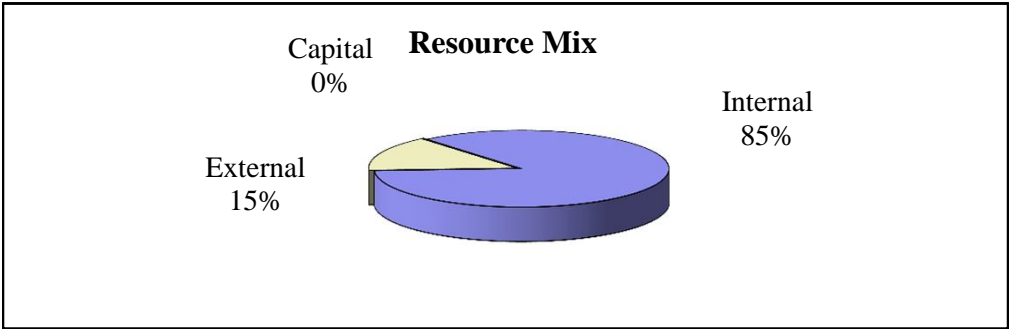
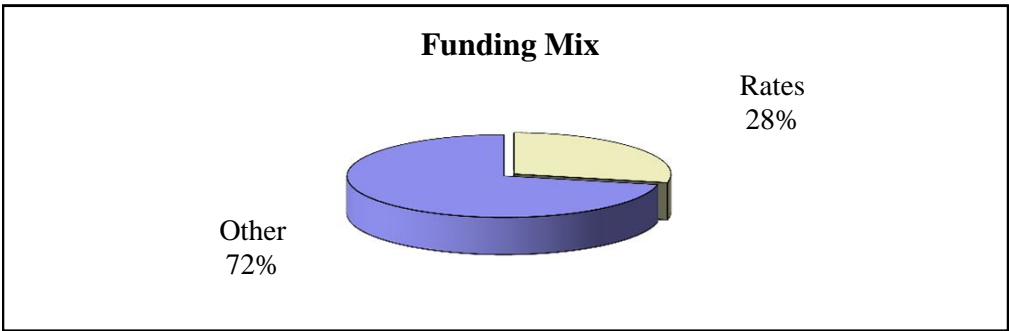
FINANCIAL RESOURCE REQUIREMENTS	
	\$'000
Total Expenses	14,475
Total Revenues	6,575
Net Expenses	7,900
Less Expenses Capitalised	579
Net Operating Expenses	7,321
Net Asset Purchases	6,315
Borrowings	4,100
Transfers to Reserves	
Transfers from Reserves	607
Capital Financing Requirement	1,608
Net Rating Requirement	8,929



Clarence City Council Annual Estimates 2018/2019

CITY FUTURE

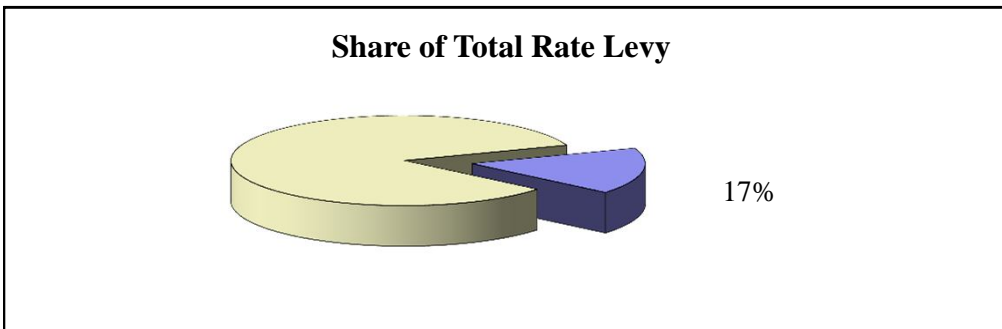
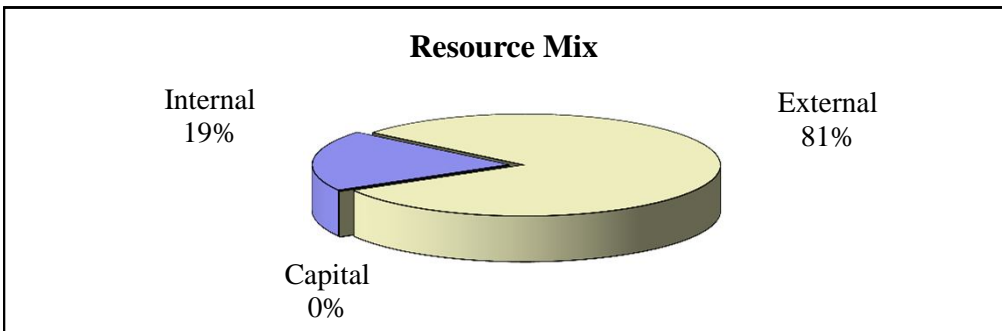
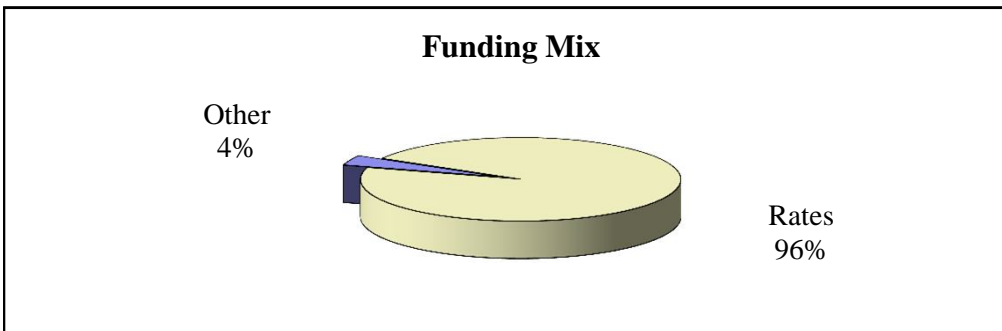
FINANCIAL RESOURCE REQUIREMENTS		\$'000
Total Expenses		2,536
Total Revenues		2,394
Net Expenses		142
Less Expenses Capitalised		
Net Operating Expenses		142
Net Asset Purchases		
Borrowings		
Transfers to Reserves		870
Transfers from Reserves		45
Capital Financing Requirement		825
Net Rating Requirement		967



Clarence City Council Annual Estimates 2018/2019

NATURAL ENVIRONMENT

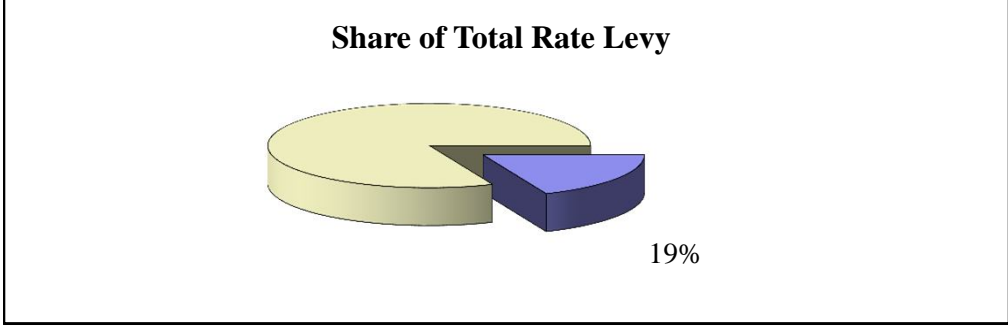
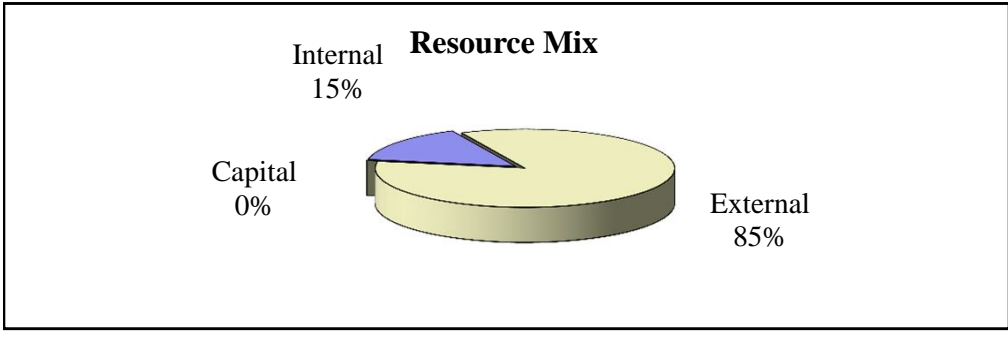
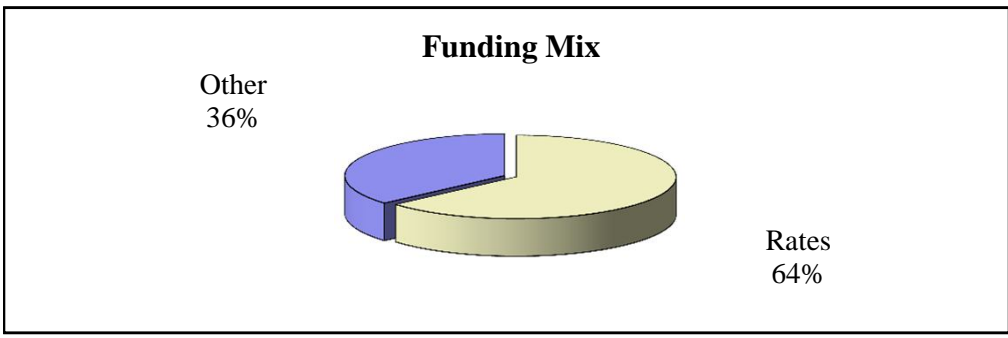
FINANCIAL RESOURCE REQUIREMENTS	
	\$'000
Total Expenses	8,323
Total Revenues	300
Net Expenses	8,023
Less Expenses Capitalised	71
Net Operating Expenses	7,953
Net Asset Purchases	332
Borrowings	
Transfers to Reserves	
Transfers from Reserves	27
Capital Financing Requirement	305
Net Rating Requirement	8,257



Clarence City Council Annual Estimates 2018/2019

GOVERNANCE

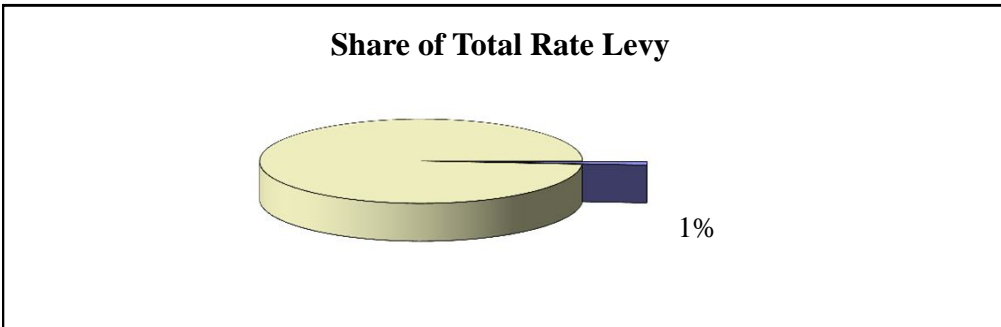
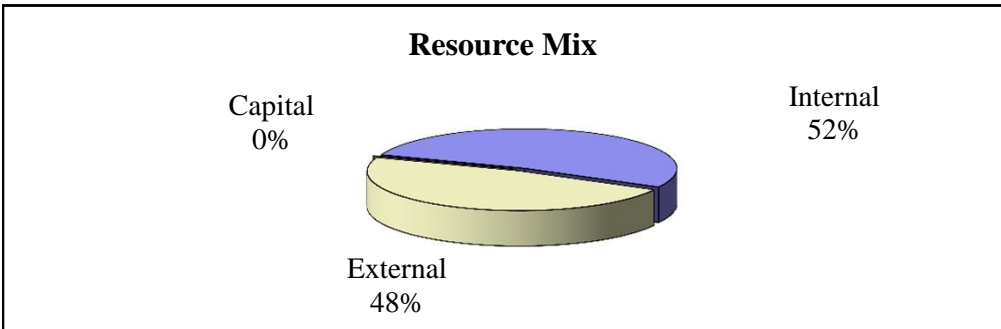
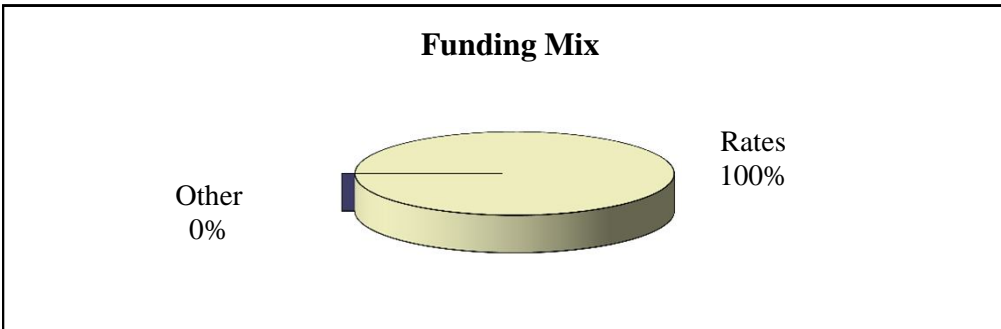
FINANCIAL RESOURCE REQUIREMENTS		\$'000
Total Expenses		9,869
Total Revenues		5,120
Net Expenses		4,749
Less Expenses Capitalised		
Net Operating Expenses		4,749
Net Asset Purchases		
Borrowings		
Transfers to Reserves		4,712
Transfers from Reserves		198
Capital Financing Requirement		4,514
Net Rating Requirement		9,263



Clarence City Council Annual Estimates 2018/2019

ECONOMIC DEVELOPMENT & MARKETING

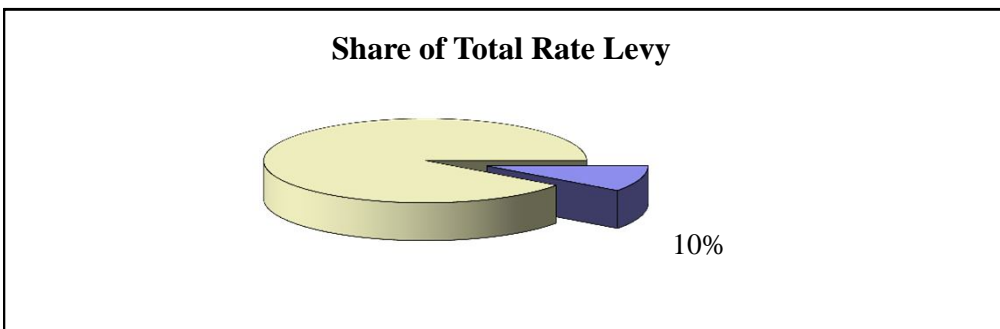
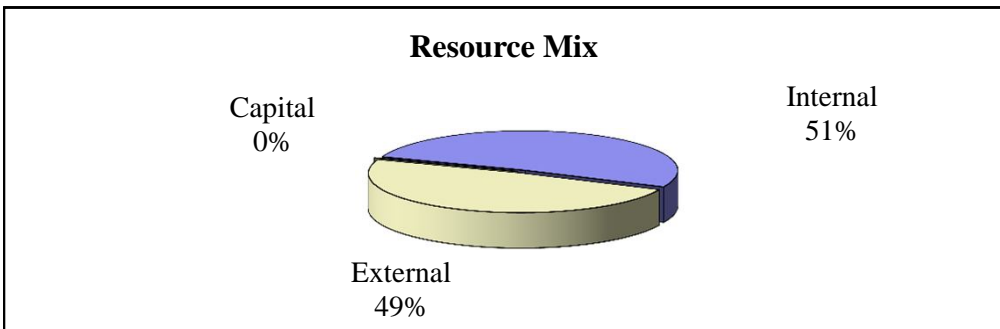
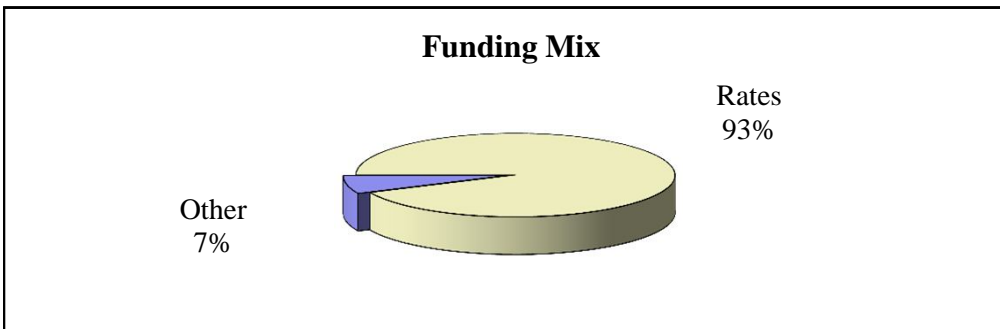
FINANCIAL RESOURCE REQUIREMENTS	
	\$'000
Total Expenses	604
Total Revenues	0
Net Expenses	604
Less Expenses Capitalised	0
Net Operating Expenses	604
Net Asset Purchases	0
Borrowings	0
Transfers to Reserves	0
Transfers from Reserves	0
Capital Financing Requirement	0
Net Rating Requirement	604



Clarence City Council Annual Estimates 2018/2019

CORPORATE SUPPORT

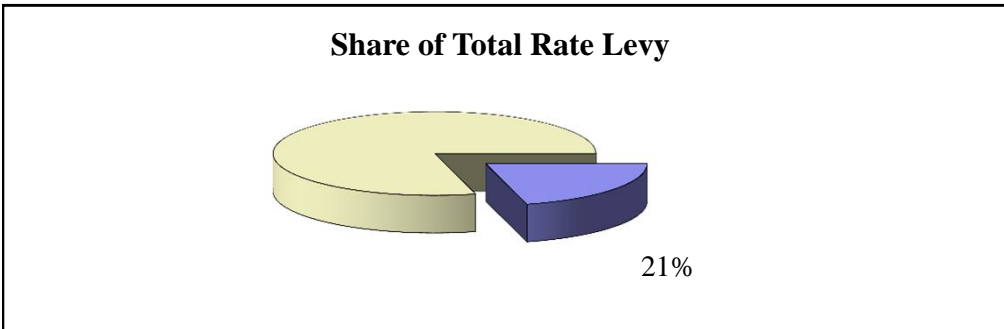
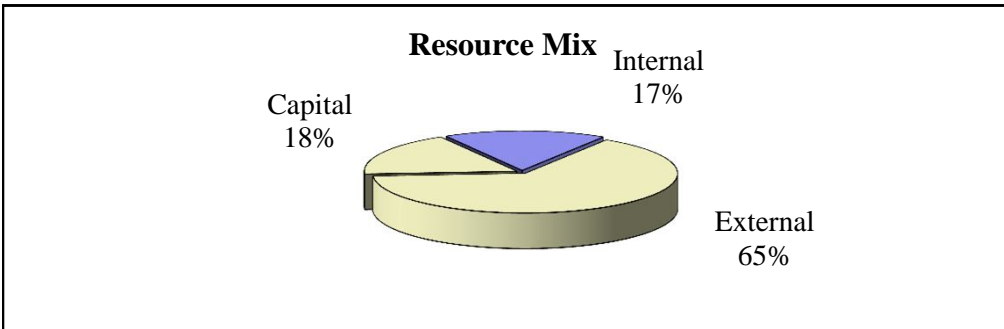
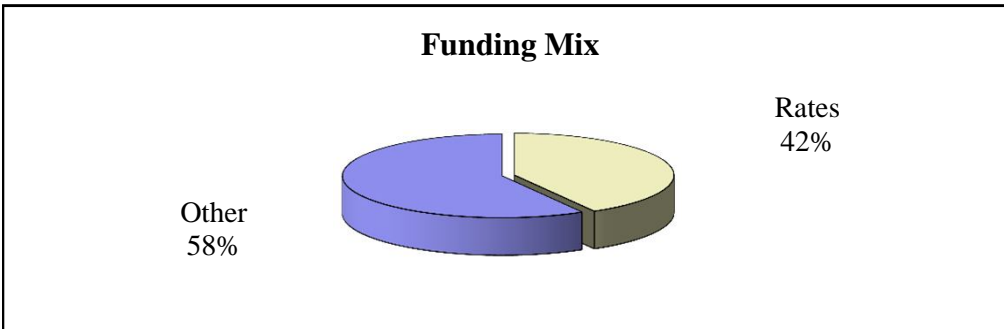
FINANCIAL RESOURCE REQUIREMENTS	
	\$'000
Total Expenses	5,329
Total Revenues	9
Net Expenses	5,320
Less Expenses Capitalised	
Net Operating Expenses	5,320
Net Asset Purchases	
Borrowings	
Transfers to Reserves	
Transfers from Reserves	360
Capital Financing Requirement	-360
Net Rating Requirement	4,960



Clarence City Council Annual Estimates 2018/2019

INFRASTRUCUTRE - ROADS & TRANSPORT

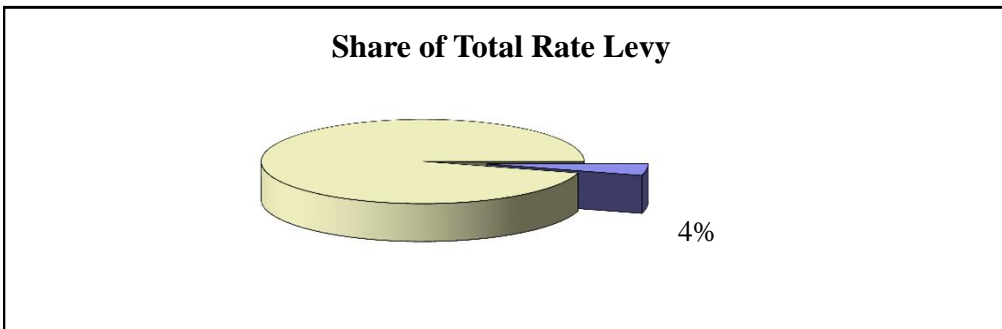
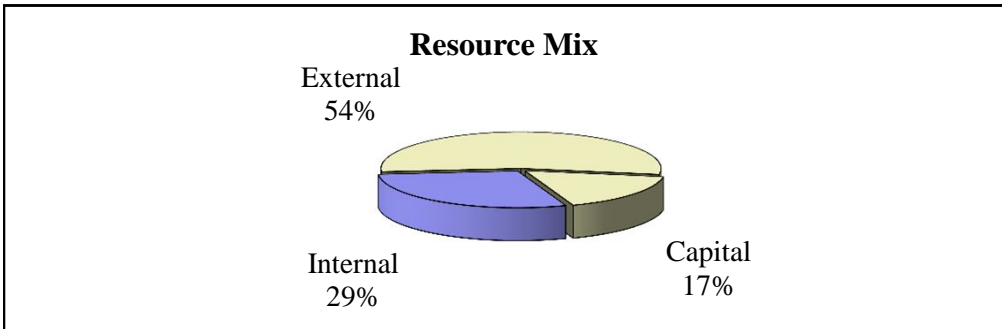
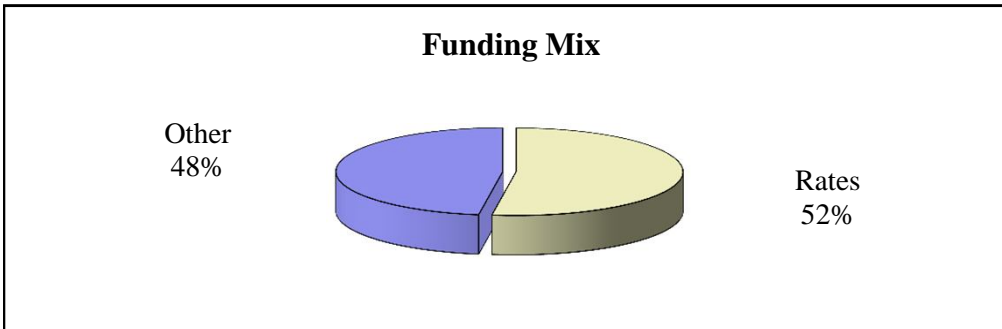
FINANCIAL RESOURCE REQUIREMENTS	
	\$'000
Total Expenses	12,042
Total Revenues	1,052
Net Expenses	10,990
Less Expenses Capitalised	2,433
Net Operating Expenses	8,557
Net Asset Purchases	15,362
Borrowings	3,700
Transfers to Reserves	
Transfers from Reserves	9,816
Capital Financing Requirement	1,846
Net Rating Requirement	10,403



Clarence City Council Annual Estimates 2018/2019

INFRASTRUCTURE - STORMWATER

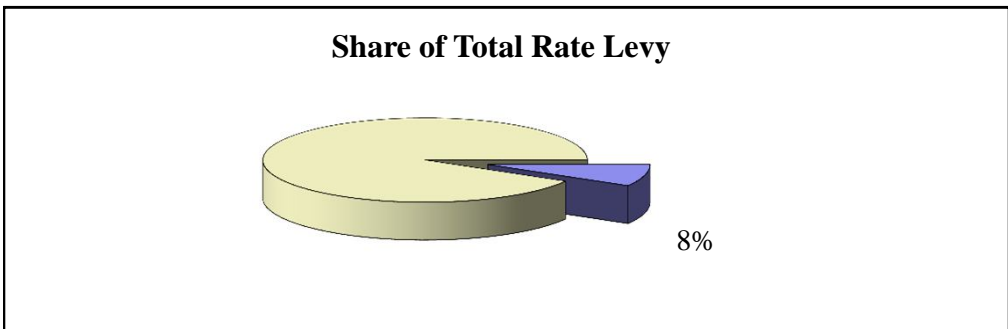
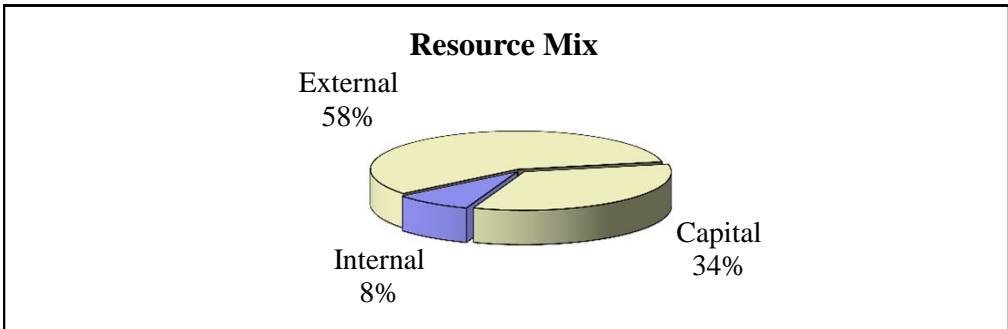
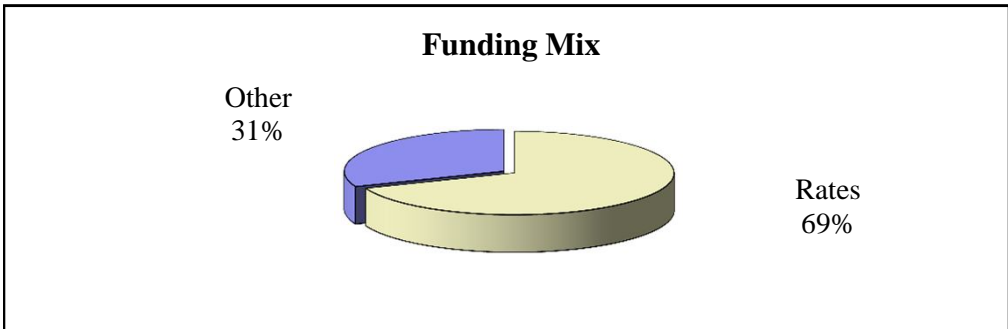
FINANCIAL RESOURCE REQUIREMENTS	
	\$'000
Total Expenses	2,342
Total Revenues	1,243
Net Expenses	1,099
Less Expenses Capitalised	588
Net Operating Expenses	511
Net Asset Purchases	2,471
Borrowings	
Transfers to Reserves	
Transfers from Reserves	772
Capital Financing Requirement	1,699
Net Rating Requirement	2,210



Clarence City Council Annual Estimates 2018/2019

INFRASTRUCTURE - FACILITIES MANAGEMENT

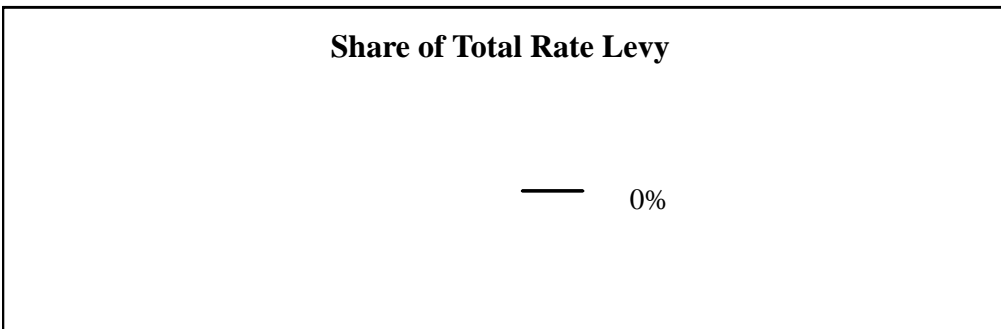
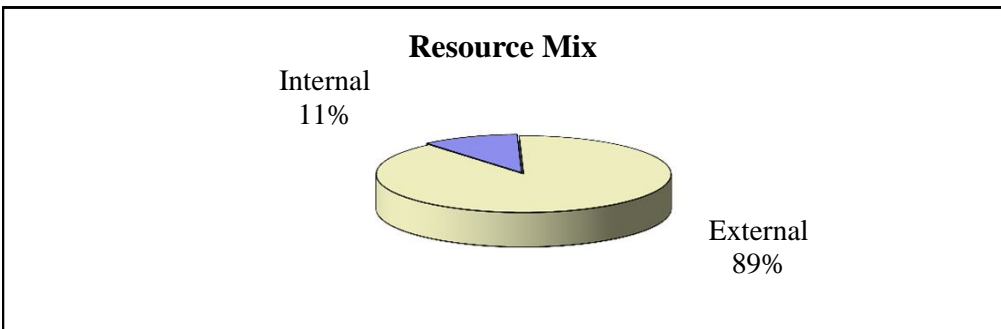
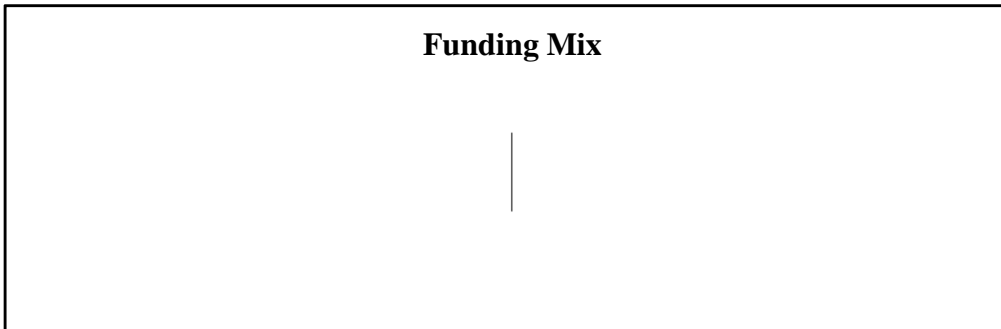
FINANCIAL RESOURCE REQUIREMENTS	
	\$'000
Total Expenses	4,684
Total Revenues	646
Net Expenses	4,038
Less Expenses Capitalised	111
Net Operating Expenses	3,927
Net Asset Purchases	1,488
Borrowings	
Transfers to Reserves	
Transfers from Reserves	1,235
Capital Financing Requirement	253
Net Rating Requirement	4,180



Clarence City Council Annual Estimates 2018/2019

PLANT

FINANCIAL RESOURCE REQUIREMENTS	
	\$'000
Total Expenses	2,726
Total Revenues	2,726
Net Expenses	0
Less Expenses Capitalised	0
Net Operating Expenses	0
Net Asset Purchases	0
Borrowings	
Transfers to Reserves	0
Transfers from Reserves	0
Capital Financing Requirement	0
Net Rating Requirement	0



ATTACHMENT 2
Clarence City Council
Annual Plan 2018/2019 - Capital Expenditure Programme

Funding	\$000
Grants Commission	2,652
Renewal reserve (renewal projects only)	9,574
Borrowings	7,800
Roads to Recovery	414
Special Grants & Contributions	607
Property Sales	800
Rates for reseal prep transferred from recurrent	468
Major Development Rates	1,564
Unallocated Cash - General Reserve	-
Reserve	275
Rosny Child Care Reserve	50
Public Open Space Reserve	-
Car Parking Reserve	-
	24,203
Expenditure	
Active Recreation	4,693
Passive Recreation	1,066
Community Arts	-
Environmental	261
Facilities Management	1,327
Roads	14,477
Stormwater	2,005
Rosny Child Care Centre	50
ICT Upgrade	325
	24,203
Funds Variance (Shortfall)	(0)
Special Grants & Contributions	
- Blackspot	450,000
- AFL "Level Playing Field" (Ldale Oval)	92,000
- Tas Community Fund (lindisfarne tennis club)	25,000
- Beltana Park (Rotary funds)	15,000
- MAST contribution - Opossum Bay Boat Ramp	25,000
	607,000

Clarence City Council - Capital Programme 2018/2019	Total Estimate \$
ROADS	
Acton Park Indented Bus Bays	100,000
Backhouse Lane Upgrade	50,000
Bayfield Street (DSG Costs)	50,000
Beebo Place - Construct a footpath and steps from Beebo Place to Joy Court	40,000
Blackspot - Grahams Road to Tas Hwy - Curve Improvements and Seal Shoulders	450,000
Bligh Street Streetscape design from Winkleigh Place to Gordons Hill Road	75,000
Chipmans Road and Duntroon Drive-Intersection upgrade	170,000
Clarendon Vale Greenbelt -Pathway and Lighting - Mockridge Road to Marsden St	400,000
Cremorne Ave - Construct and upgrade the gravel footpath from 97 Cremorne Avenue to Frederick Henry Parade	72,000
DDA Ramps	50,000
Derwent Ave - Road Upgrade	600,000
Dixon Point Road-Gravel formation works	40,000
Dorans Road - Installing terminal ends to guardrails at sharp bend (Goat Farm)	20,000
Dorans Road - Stage 1 Design at "Goat Farm" sharp bends	30,000
Flagstaff Gully Road Footpath - Stage 1 From 10 Flagstaff Gully Road to Southern Cross Homes (100m) Stage 2 From 10 Flagstaff Gull Rd intersection Dampier Street.	150,000
Footpath/ Kerb & Gutter Renewal	1,275,000
Foreshore Trail - Simmons to Anzac Park	100,000
Foreshore Trail -Tasman Bridge to Montagu Bay Park	50,000
Gordons Hill Road - Construct a sealed footpath at 153 Gordons Hill Road	10,000
Gravel Road Re-Sheeting	75,000
Kangaroo Bay - Breakwater	590,000
Kerb replacement	500,000
Kerria/Lantana Rds - Gravel Footpath & Spoon Drain	35,000
Major Digouts/ Reconstruction - Annual Program	2,500,000
Pier Road - Replace wooded fence to a guard rail safety barrier	25,000
Quarry Road - Table Drain and Road Shoulder improvements	30,000
Raleigh Court - Seal Gravel to eliminate loose gravel from washing onto concrete path	30,000
Risdon Vale Recreation and Community Facilities - Upgrade paths Sugarloaf and Heather Roads	30,000
Road reseal programme	2,500,000
Rosny Hill Road - Bike Path from Tasman Highway to Rosny Barn . Including necessary retaining wall.	270,000
Sealing of Road Shoulders - Brinktop Road 50m \$14k, Acton Road 300m \$84k, Cambridge Road 150m \$42k	140,000
Seven Mile Beach Active Recreation Park	3,700,000
Tianna Road-Rehabilitate road slip, upgrade Kerb & Channel and feasibility for footpath	200,000
Wellington Street - Relocate steps leading from Wellington Street to the Reserve.	120,000
TOTAL ROADS	14,477,000

Clarence City Council - Capital Programme 2018/2019	Total Estimate \$
STORMWATER	
55-75 South Arm Road Construct Stormwater Main	20,000
Alma Street Stormwater Upgrade	40,000
Bathurst Street Stormwater Improvements – Stage 2	55,000
Cambridge Oval SW Reuse (Stage2)	50,000
Cambridge Road, 164, Stormwater Upgrades	250,000
Drainage Minor Construction	100,000
Elinga Street Stormwater Upgrades	200,000
Hay Street, Seven Mile Beach, Stormwater Improvements	80,000
Jacomb St Stormwater System Upgrade	20,000
Lumsden Road and Glenfern intersection Glebe Hill	20,000
Oakbank Rd Storm water Swale	40,000
Seven Mile Beach - Acton Creek Rivulet Storm Water capacity	100,000
South Arm Drainage Improvements (Stage 2)	420,000
Bilney Street Stormwater Upgrade	220,000
Urban Catchment Management Plans	300,000
Venice - SW Connection	40,000
Waverley Park Drainage Improvements	50,000
TOTAL STORMWATER	2,005,000
WASTE MANAGEMENT	
Recycling Bins	20,000
TOTAL WASTE MANAGEMENT	20,000
NATURAL ENVIRONMENT	
Clarendon Vale Tree Replacement programme	6,000
Pipe Clay Esplanade - Refurbishment of foreshore	10,000
Henry St Dulcot, Emergency Water Tank and vehicular access	25,000
Lauderdale Beach - Adjacent to Lauderdale Canal - Construct small boat launching facility over Dune	100,000
Sugarloaf+A105 and Sycamore Roads Council Reserve - Install Fencing/Gate	9,000
Stabilisation of foreshore rock wall - Rose Bay foreshore	15,000
Upgrading of fire trails	21,000
Street Tree & Park Tree Strategy & Implementation Plan	55,000
TOTAL NATURAL ENVIRONMENT	241,000

Clarence City Council - Capital Programme 2018/2019	Total Estimate \$
ACTIVE RECREATION	
Kangaroo Bay Oval - Fencing of swail	15,000
Eastern Shore Croquet Club Relocation Investigations	20,000
Clarendon Vale Oval - Synthetic Wicket Upgrade	8,000
Clarendon Vale Oval - Drainage Upgrade	20,000
Lindisfarne Tennis Club - Fencing	50,000
Opossum Bay Boat Ramp Upgrade	50,000
Risdon Vale Oval Lighting Upgrade	230,000
Risdon Vale Oval - Ball Catching Nets	65,000
Bayview College - Master Plan - Sportsground Development	60,000
Sandford Oval - Ground Works	75,000
Seven Mile Beach - Sports Complex	4,100,000
TOTAL ACTIVE RECREATION	4,693,000
PASSIVE RECREATION	
Bellerive Beach Park - Irrigation Upgrade	25,000
Bellerive Exercise Area - Upgrade	75,000
Tanundal Park Irrigation Upgrade	20,000
Victoria Esplanade Reserve Irrigation System Design	10,000
Blossom Park - Playground, shelter, picnic facilities, landscaping and fencing	350,000
Clarence Coastal Trail - Complete the next stage of Cremorne to May Point	80,000
Potters Hill Reserve Track - Construction of track from foreshore to Fort Direction Road to link to Potters Hill Reserve	35,000
Installation of a hand and foot wash facility at Howrah Beach (Silwood Ave end)	8,000
Simmons Park Irrigation	80,000
Beltana Park - Master Plan Stage 1 Implementation	22,000
Wiena Reserve Track - Track between Gordons Hill Road and Radiata Drive	20,000
Richmond Village Green - Play Equipment Upgrade	87,000
Sale Yard Corner Richmond - Park Lighting Upgrade	20,000
Clarence Plains Rivulet Track - Extend track from Rokeby Road by Old School House to Droughty Point Road	25,000
Nelson Park - Repairs to Skate Park and construct retaining wall with guard rail	22,500
Rokeby Hills Trail - Construct access to trails to Rokeby Skyline Trail from Oceana Drive and Raleigh Court	30,000
Clarence Foreshore Trail - formalise access to Cleve Court	18,000
Clarence Coastal Trail - Tranmere - Extend trail south of Pindos Park to Starboard Road	37,000
BBQ Upgrades	30,000
Purchase of Public Art	60,000
ANZAC PARK - Upgrade irrigation system at main grassed area to Cenotaph	11,000
TOTAL PASSIVE RECREATION	1,065,500

Clarence City Council - Capital Programme 2018/2019	Total Estimate \$
FACILITIES MANAGEMENT	
Anzac Park Old Change Rooms Upgrade	25,000
Bellerive Beach Park Changing Places Facility	30,000
Bellerive Boardwalk Stage - Shade renewal	50,000
Building Trade Waste Compliance	60,000
Calverton Hall - DDA Public Toilet	200,000
Cambridge Oval - Amenities Kitchen Upgrade	21,000
Clarence Aquatic Centre - Solar Upgrade	37,000
Clarence Aquatic Centre -Shower refurbishments	20,000
Geilston Bay Play Group Centre - Minor Building Maintenance Works	2,500
Howrah Community Centre - DDA Toilet	300,000
Howrah Community Centre - Upgrade Fire Control Panel	60,000
Lauderdale Oval - Visitor Change Room Upgrade	184,000
Lindisfarne Activity Centre - DDA Compliance works	10,000
Rokeyby Youth Centre - Concept plan to upgrade Centre	65,000
Rosny Farm Historic Centre - Chair Replacement in Barn	28,000
Rosny Farm Historic Centre - conservation works	55,000
Rosny Farm Historic Centre - Re shingle Roof	42,000
Rosny Farm Historic Centre - Upgrade of amenities	22,000
Security Key System Upgrade	35,000
Simmons Park - Changing Places Facility	28,000
South Arm - Upgrade Public Toilet	30,000
Warrane Sports Ctr - DDA Compliance works	22,000
Wentworth Park Old Change Rooms upgrade	25,000
TOTAL FACILITIES MANAGEMENT	1,326,500
ROSNY CHILD CARE CENTRE	
Rosny Child Care Centre - Cupboard Replacement	50,000
TOTAL ROSNY CHILD CARE CENTRE	50,000
INFORMATION MANAGEMENT	
ICT Upgrade	325,000
TOTAL INFORMATION MANAGEMENT	325,000
GRAND TOTAL	24,203,000



Clarence City Council List of Fees Effective from 1 July 2018

List of Fees Index

ITEM

<u>PLANNING FEES</u>	<u>4</u>
<u>Development Applications</u>	<u>4</u>
<u>Planning Scheme</u>	<u>5</u>
<u>Strata Schemes</u>	<u>5</u>
<u>Subdivision Fees</u>	<u>5</u>
<u>Subdivision Application Assessment Fees</u>	<u>6</u>
<u>Scanning of Plans & Documentation</u>	<u>6</u>
<u>Asset Management Fees (DAs & Subdivisions)</u>	<u>6</u>
<u>Other Planning Fees</u>	<u>7</u>
<u>BUILDING FEES</u>	<u>8</u>
<u>Permit Authority Fees</u>	<u>8</u>
<u>Building Fees Applicable Under Building Act 2016</u>	<u>8</u>
<u>Plumbing Applications</u>	<u>9</u>
<u>Plumbing Fees Applicable Under Building Act 2016</u>	<u>9</u>
<u>Other Building Fees</u>	<u>10</u>
<u>Dwelling, Flats & Outbuildings</u>	<u>10</u>
<u>Commercial Buildings</u>	<u>10</u>
<u>Other Plumbing Fees</u>	<u>10</u>
<u>Stormwater Connection Fee (Urban Drainage Act Clause 19)</u>	<u>11</u>
<u>Seepage Investigations - Groundwater</u>	<u>11</u>
<u>HEALTH FEES</u>	<u>12</u>
<u>Place of Assembly Fees - permanent/regular</u>	<u>12</u>
<u>Place of Assembly Fees - temporary/irregular</u>	<u>12</u>
<u>Registrations, Permits Under the Public Health Act</u>	<u>12</u>
<u>Environmental Protection Notices</u>	<u>12</u>
<u>Food Business Registration</u>	<u>13</u>
<u>Mobile / Food Vans Food Premises Fees</u>	<u>15</u>
<u>On-site Wastewater Disposal Systems</u>	<u>15</u>
<u>Immunisation Fees</u>	<u>16</u>
<u>Sharps Containers</u>	<u>16</u>
<u>Miscellaneous</u>	<u>16</u>
<u>Testing and Sampling Fees</u>	<u>16</u>
<u>ABATEMENT FEES</u>	<u>17</u>
<u>ANIMAL CONTROL</u>	<u>18</u>
<u>Dog Registrations</u>	<u>18</u>
<u>Dog Complaints</u>	<u>19</u>
<u>Kennel Licences</u>	<u>19</u>
<u>Refunds & Reimbursements</u>	<u>20</u>
<u>Other Dog Fees</u>	<u>20</u>

INDEX Continued

ITEM

<u>PERMITS, EVENTS, STAGE HIRE, USE OF PUBLIC PLACES</u>	<u>21</u>
<u>Permits - Use of Public Places</u>	<u>21</u>
<u>Temporary Stalls for Council Events</u>	<u>21</u>
<u>Public Place Hire Fees (NFP, Fundraising etc.)</u>	<u>21</u>
<u>Ceremonies Only</u>	<u>21</u>
<u>Boardwalk Stage</u>	<u>22</u>
<u>Simmons Park Stage</u>	<u>22</u>
<u>Charles Hand Park & Skate Park</u>	<u>22</u>
<u>Miscellaneous Fees for activities on Council Land</u>	<u>22</u>
<u>Other Public Place Fees</u>	<u>22</u>
<u>CHILD CARE</u>	<u>23</u>
<u>Family Day Care</u>	<u>23</u>
<u>Rosny Child Care</u>	<u>23</u>
<u>Outside School Hours General Fees</u>	<u>23</u>
<u>After School Care</u>	<u>24</u>
<u>Before School Care</u>	<u>24</u>
<u>Holiday Care</u>	<u>25</u>
<u>CLARENCE COMMUNITY VOLUNTEER SERVICE</u>	<u>26</u>
<u>HALL HIRE, COMMUNITY CENTRES etc.</u>	<u>27</u>
<u>59 Cambridge Road (Old Bellerive Library)</u>	<u>27</u>
<u>Bellerive Community Arts Centre</u>	<u>27</u>
<u>Cambridge Hall</u>	<u>27</u>
<u>Alma's Activities Centre</u>	<u>27</u>
<u>Geilston Bay Community Centre</u>	<u>28</u>
<u>Howrah Community Centre</u>	<u>28</u>
<u>Lauderdale Hall</u>	<u>29</u>
<u>Lindisfarne Community Activities Centre</u>	<u>29</u>
<u>Richmond Council Chambers</u>	<u>30</u>
<u>Richmond Hall</u>	<u>30</u>
<u>Rokeby Community Centre</u>	<u>30</u>
<u>Rokeby Trust Hall</u>	<u>31</u>
<u>Risdon Vale Hall</u>	<u>31</u>
<u>Rosny Farm - The Barn</u>	<u>32</u>
<u>Rosny Farm - Extras</u>	<u>32</u>
<u>Rosny Farm - Gardens Only</u>	<u>32</u>
<u>Sandford Hall</u>	<u>33</u>
<u>Seven Mile Beach Community Centre (Lewis Park)</u>	<u>33</u>
<u>South Arm Calverton Hall</u>	<u>33</u>
<u>Tranmere Hall</u>	<u>34</u>
<u>Hire Fees (NFP, Fundraising etc.)</u>	<u>34</u>
<u>Miscellaneous Hall Fees</u>	<u>34</u>

INDEX Continued

ITEM

<u>SPORTS GROUND HIRE</u>	<u>35</u>
<u>Sports Ground Use Permits</u>	<u>35</u>
<u>Soccer</u>	<u>35</u>
<u>Cricket</u>	<u>35</u>
<u>Lindisfarne Oval / Kangaroo Bay Oval</u>	<u>35</u>
<u>Miscellaneous Sports Ground Hire Fees</u>	<u>36</u>
<u>Carnivals / Events</u>	<u>36</u>
<u>Bonds</u>	<u>36</u>
<u>Keys</u>	<u>36</u>
<u>Lighting</u>	<u>36</u>
<u>WASTE & VEHICLE TOWING</u>	<u>37</u>
<u>Mornington Waste Transfer Station</u>	<u>37</u>
<u>Refuse Bins - New</u>	<u>37</u>
<u>Refuse Bins - Size Upgrade</u>	<u>37</u>
<u>Tow Away Fee</u>	<u>37</u>
<u>ROAD CLOSURE REQUESTS</u>	<u>38</u>
<u>COUNCIL PROPERTIES</u>	<u>39</u>
<u>OCCUPATIONAL LICENCES</u>	<u>40</u>
<u>INFRASTRUCTURE BONDS</u>	<u>41</u>
<u>PHOTOCOPYING</u>	<u>41</u>
<u>DOCUMENT FEES</u>	<u>43</u>
<u>Council Documents</u>	<u>43</u>
<u>Tender & Contract Documents</u>	<u>43</u>
<u>REPRODUCTION FEES</u>	<u>44</u>
<u>Maps, Plans, LIS Map Information</u>	<u>44</u>
<u>Digital Data</u>	<u>44</u>
<u>ADDITIONAL FEES</u>	<u>45</u>
<u>COUNCIL COMMUNITY BUS</u>	<u>45</u>
<u>PUBLICATIONS</u>	<u>46</u>



Clarence City Council List of Fees Effective from 1 July 2018

PLANNING FEES

ITEM	Back to Index	Unit	2018-19 Fee*	GST Applied
Development Applications				
Preliminary assessment			No Charge	NA
Pre-Development/Building Works Certification - Building Act 2016		per application	\$205.00	N
Permits issued by Council for applications accompanied by private certification by an accredited person in accordance with Legislation		per hour (min charge \$120)	As prescribed in legislation	Y
Advertising & Notification Fee (req for discretionary applications only)		per application	\$325.00	N
Single Dwelling Assessment Fee (charged for new permitted dwellings & additions)		per assessment	\$230.00	N
Single Dwelling Assessment Fee (charged for new discretionary dwellings and additions)		per assessment	\$430.00	N
Permitted outbuildings and incidental residential structures <\$10,000 value (charged for separate applications only)		per application	\$190.00	N
Request to extend permit		per extension	\$150.00	N
Multiple Dwelling Assessment and ancillary dwellings (Charged for new dwellings & additions & conversions)		per dwelling	\$250.00 with Minimum fee \$500.00 to Maximum \$4,000	N
Permitted non residential change of use (i.e. no variations are required e.g. for car parking)		per application	\$270.00	N
Non residential use/ development and residential use/ development other than single, ancillary or multiple dwellings				
	\$0 to \$199,999	per application	\$375.00	N
	\$200,000 to \$499,999	per application	\$580.00	N
	\$500,000 to \$999,999	per application	\$990.00	N
	\$1,000,000 to \$2,999,999	per application	\$2,900.00	N
	\$3M plus	per application	\$4,800.00	N
	\$10M plus	per application	\$8,950.00	N
Applications requiring advertising under Historic Cultural Heritage Act 1995		per application	Standard Fee plus \$165	N
Cash in Lieu of providing Car Parking space on Development				
Bellerive Township		per space	\$10,000.00	N
Rosny Park		per space	\$12,000.00	N
Lindisfarne Township		per space	\$8,000.00	N
Richmond Township		per space	\$5,500.00	N
Other Areas			As determined by Council	N

* All fees and charges inclusive of GST where applicable
(A surcharge of 0.65% applies to all credit card payments)

PLANNING FEES Continued

ITEM	Back to Index	Unit	2018-19 Fee*	GST Applied
Planning Scheme				
Advertising & Notification Fee (100% refunded if Council refuses to initiate and 30% refunded if amendment refused by TPC)	per amendment	\$1,275.00	N	
Assessment Fee (excludes DA fees for S.43 applications - (\$500 refunded if amendment not certified if amendment for minor changes e.g. to a use and development standard)	per assessment	\$3,500.00	N	
Application for an amendment under S.34(2) where the subject concerns a mistake in the like to like translation of CPS 2007 controls to the interim scheme (refunded fee if approved by TPC)	per assessment	\$1,150.00	N	
Assessment fee for Planning Scheme amendments such as rezoning and/or changes to ordinance provisions (other than S.34(2)) (excludes DA Fees for S.43 applications & DA Component of Dispensations) (\$2,000 refunded if amendment not certified or Dispensation rejected by Council)	per assessment	\$17,500.00	N	
TPC Costs (plus cost of any adjustments made to the fee by TPC during financial year)	per amendment	\$300.00	N	
Strata Schemes				
Strata Scheme Assessment	per assessment	\$395.00	N	
Reinspections where development fails first requested inspection	per inspection	\$120.00	N	
Assessment and issuing of Certificate of Approval for Strata Scheme (including amendments etc.)	per new strata lot	\$185.00	N	
Community Development and Staged Development Schemes Assessment (Where no DA required) - minimum fee \$210	per dwelling/ tenancy	\$185.00	N	
Community Development and Staged Development Schemes Amendment (Where DA required also - DA fees also apply)	per amendment	\$210.00	N	
Subdivision Fees				
Advertising & Notification Fee	per subdivision	\$325.00	N	

* All fees and charges inclusive of GST where applicable
(A surcharge of 0.65% applies to all credit card payments)

PLANNING FEES Continued

ITEM	Back to Index	Unit	2018-19 Fee*	GST Applied
Subdivision Application Assessment Fees				
For not more than 10 lots		per application	\$680.00	N
For 11 - 30 lots inclusive		per application	\$1,855.00	N
For more than 30 lots		per application	\$4,000.00	N
For review & approval of infrastructure plans		per application	1% of contract cost or certified construct cost - Min fee \$255	N
Request to consider amended plans, prior to expiry of Statutory approval period		per request	50% of applicable Fee	N
Checking of final plan for sealing		per assessment or stage	\$325.00	N
Request for document signing & or sealing		per assessment	\$110.00	N
Reinspections where development fails first requested inspection		per inspection	\$120.00	N
Scanning of Plans & Documentation for Development and Subdivisions Applications				
Up to 5 A4 and/or A3 pages		per page	\$2.15	Y
6 or more A4 and/or A3 pages		per page	\$2.15	Y
Up to 5 A0 and/or A1 pages		per page	\$5.65	Y
6 or more A0 and/or A1 pages		per page	\$10.25	Y
NB: this fee is not applicable to electronically lodged documentation				
Asset Management Fees (DAs & Subdivision)				
Follow up assessment to re-inspect works that didn't meet approval on previous inspection		per additional inspection	\$120.00	N

* All fees and charges inclusive of GST where applicable
(A surcharge of 0.65% applies to all credit card payments)

PLANNING FEES Continued

ITEM	Back to Index	Unit	2018-19 Fee*	GST Applied
Other Planning Fees				
Application for minor amendment under Section 56 or 43K LUPAA - Permitted Development Application	per application	\$150. Plus \$150 if request is for work already done without approval	N	
Application for minor amendment under Section 56 or 43K LUPAA - Discretionary Development Application	per application	\$200. Plus: all postage costs. Plus \$200 if request is for work already done without approval.	N	
Petitions to amend Sealed Plans - S103 Local Government (Bld & Misc. Provisions) Act. \$500 to be paid on application, balance fee of \$1,000 to be paid if hearing is to be conducted. All fees to be paid by applicant.	per application	\$1,500.00	N	
Applications for Certificates of non-contravention of dealings - S90 LG (Bld & Misc.) Act	per application	\$400.00	N	
Applications for Adhesion Orders	per application	\$300.00	N	
Preparation of part 5 agreement	per agreement	\$675.00	N	
Deferment-at applicant's request-of Council's consideration of applications for planning permits (Item on Agenda)	per request	\$350.00	N	
Any application withdrawn prior to determination	per application	Pre advertising: 50% of the applicable fee (i.e. 50% original fee plus advertising costs refunded). 100% if no permit required Post advertising: 70% of the applicable fee (i.e. 30% of the original refunded) 100% if no permit required	N	
Any application seeking to authorise use or development already undertaken	per application	Applicable fee for the use or development plus 100% of that fee	N	

* All fees and charges inclusive of GST where applicable
(A surcharge of 0.65% applies to all credit card payments)



Clarence City Council List of Fees Effective from 1 July 2018

BUILDING FEES

ITEM	Back to Index	Unit	2018-19 Fee*	GST Applied
Permit Authority Fees				
Building permit - Class 1a single dwellings works under \$20,000		per permit	\$215.00	N
Building permit - Class 1a single dwellings works exceeding \$20,000		per permit	\$430.00	N
Building permit - Class 10A / 10B works under \$20,000		per permit	\$107.00	N
Building permit - Class 10A / 10B works exceeding \$20,000		per permit	\$215.00	N
Building permit Multiple Dwellings		per permit	\$745.00 for 2 dwellings plus \$148.00 for each additional dwelling	N
Building permit Commercial Class 2-9 work under \$500,000		per permit	\$745.00	N
Building permit Commercial Class 2-9 work over \$500,000		per permit	0.1% of cost of works. Minimum \$745.00	N
Levy: prescribed under Part 3 of the Building and Construction Industry Training Fund Act 1990 Applies for value of work more than \$20,000		per permit	0.2% of estimated cost of works e.g. for \$100,000 works Levy = \$200	N
Administration Levy: payable under Section 296 of the Building Act 2016 Applies for value of works \$20,000 or more		per permit	0.1% of estimated cost of works E.g. For \$100,000 works Levy = \$100	N
Extension of Time to Building Permit		per permit	\$71.50	N
Extension of Time to Plumbing Permit		per permit	\$71.50	N
Re-application for lapsed/expired permit with Building Surveyors documents, plans etc		per permit	\$160.00	N
Certificate of Completion		per permit	\$61.00	N
Sealing of Services (carried out by Council)		per permit	\$166.00	N
Amendment Fee (Re-assessment) or additional Stage		per permit	\$192.00	N
Building Fees Applicable Under Building Act 2016				
Register of Notifiable Building Works Class 1A/10A/10B works under \$20,000		per notification	\$104.00	N
Register of Notifiable Building Works Class 1A/10A/10B works over \$20,000		per notification	\$208.00	N
Register of Notifiable Building Works Class 2 - 9		per notification	\$520.00	N
Register of Notifiable Building Works Multiple Dwellings		per notification	\$520.00	N

* All fees and charges inclusive of GST where applicable
(A surcharge of 0.65% applies to all credit card payments)

BUILDING FEES Continued

ITEM	Back to Index	Unit	2018-19 Fee*	GST Applied
Plumbing Applications				
Plumbing fees specifically relating to the installation of retro-fit rainwater tanks (only) will be waived			\$0.00	NA
Plumbing Fees Applicable Under Building Act 2016				
CLC Plumbing Minor Plumbing Installations		per application	\$190.00	N
CLC Plumbing Class 10A Stormwater Only, plus Registration Fee and Completion		per application	\$230.00	N
CLC Plumbing Class 10A with Fixtures and Fittings plus Registration Fee and Completion		per application	\$374.00	N
CLC Plumbing Class 1A Stormwater Only, plus Registration Fee and Completion		per application	\$332.00	N
CLC Plumbing Class 1A Sanitary Only plus Registration Fee and Completion		per application	\$416.00	N
CLC Plumbing Class 1A with Fixtures and Fittings, Stormwater, plus Registration Fee and Completion		per application	\$520.00	N
CLC Plumbing Class 2 – 9 Stormwater Only, plus Registration Fee and Completion		per application	\$353.00	N
CLC Plumbing Class 2 – 9 Sanitary Only, plus Registration Fee and Completion		per application	\$469.00	N
CLC Plumbing Class 2 – 9 with Fixtures and Fittings, Stormwater, Plus Registration Fee and Completion		per application	\$624.00	N
CLC Waste Water System application and/or Amendment		per application	\$190.00	N
Inspection Fee Schedule Based on Number of Inspections Required		per inspection	\$91.00	N
Plumbing Permit Class 1A or 10A and Certificate of Completion		per permit	\$62.00	N
Plumbing Permit 2 – 9 Only and Certificate of Completion		per permit	\$208.00	N

* All fees and charges inclusive of GST where applicable
(A surcharge of 0.65% applies to all credit card payments)

BUILDING FEES Continued

ITEM	Back to Index	Unit	2018-19 Fee*	GST Applied
Other Building Fees				
Infrastructure Protection Bond (All new dwellings, commercial buildings & substantial additions) Applies to urban areas and Richmond only		As per "Infrastructure Bonds" section of Fees Schedule (see page 41)	N	
Permit of Substantial Compliance (following illegal works notice). This fee is in addition to the normal building fee	per permit	\$293.00	N	
Build over easement request/assessment fee	per request/ assessment	\$100.00	N	
Building Certificate - Class 1 and 10	per application	\$990.00 Inspection and \$550.00 each subsequent inspection	N	
Building Certificate - Commercial and Industrial	per application	\$1,877 Inspection and \$550.00 each subsequent inspection	N	
Any application withdrawn prior to issue of permit or CLC	per application	50% of permit fee (balance of original fee to be refunded)	N	
Hard copy paper print of permit and plans up to (A3) in size	per page	\$2.90	N	
Hard copy paper print of permit and plans over (A3) in size	per page	\$15.50	N	
Dwellings, Flats & Outbuildings				
Amended permit	each	\$158.00	N	
Commercial Buildings				
Trade waste assessment and agreements connection to Stormwater - Annual Fee	per year	\$248.00	N	
Other Plumbing Fees				
Copy Sewerage House Connection Plans	per set of plans	\$25.50	Y	
Any application withdrawn prior to issue of permit	per application	50% of permit fee (balance of original fee to be refunded)	N	
Annual registration fee for tempering valves	per year	\$53.00	N	
Annual registration fee for backflow device	per year	\$53.00	N	
Annual registration / maintenance other plumbing installations Schedule 1 - Directors Determinations	per year	\$53.00	N	
Follow up Inspection fees associated with maintenance of plumbing installations Schedule 1 - Directors Determinations - compliance	per inspection	\$90.00	N	

* All fees and charges inclusive of GST where applicable
(A surcharge of 0.65% applies to all credit card payments)

BUILDING FEES Continued

ITEM	Back to Index	Unit	2018-19 Fee*	GST Applied
Stormwater Connection Fee (Urban Drainage Act Clause 19)				
Urban Drainage Act Clause 19 Connection Fee being for the connection to the public stormwater system located in adjacent road reserve	per connection	\$1,413.00	N	
Urban Drainage Act Clause 19 Connection Fee being for connection to the public stormwater system located in an adjacent property, including public & private land	per connection	\$684.00	N	
Urban Drainage Act Clause 19 Extension Fee for each metre by which the Public Stormwater System has to be extended to meet the connection point	per metre	\$232.00	N	
Seepage Investigations - Groundwater				
Initial Inspection and Dye Testing	each	\$112.00	Y	
Further request for investigation of groundwater. Fee refunded if Council infrastructure at fault. Additional time charged at hourly rate	per investigation	\$336.00 minimum charge + \$107.00 per hr on the job charge to nearest 15 mins	Y	

* All fees and charges inclusive of GST where applicable
(A surcharge of 0.65% applies to all credit card payments)



Clarence City Council List of Fees Effective from 1 July 2018

HEALTH - LICENCE, PERMIT and NOTICE FEES

ITEM	Back to Index	Unit	2018-19 Fee*	GST Applied
Place of Assembly Fees - permanent structures/regular public events				
Application fee to licence new premises		per application	\$89.00	N
Application for annual renewal of a licence		per application	\$89.00	N
Place of Assembly Fees - temporary structures/irregular and once off public events				
Application & licence fee for charities (exemption from fees)			Exempt from fees	
Application & Licence Fee (issued for limited period specified)		per specified period	\$89.00	N
Follow up inspections and/or sampling as part of conditions of approval		per inspection /sample	\$89.00	N
Registrations, Permits Under the Public Health Act				
Public Health Risk Activity (acupuncture, tattooing, ear/body piercing)		per premises + per person	Registration of Premises \$89.00 + Licence Fee \$33.50 per person	N
Permit for burial of human remains on private land		per permit	\$190.00	N
Cooling tower registration		per tower	\$89.00	N
Registration of a regulated system		per registration	\$89.00	N
Registration of Private Water Supplier		per registration	\$89.00	N
Water Carting Annual Permit - testing & inspection of vehicle used for the sale and cartage of potable water		per permit + each additional vehicle	Annual Permit - \$42.00 per vehicle	N
Water Carting Random Sampling		per sample	\$156 per vehicle	N
Environmental Protection Notices				
Environmental Protection Notices - investigation, issuing and management charges		per hour or part thereof	\$89.00	N

* All fees and charges inclusive of GST where applicable
(A surcharge of 0.65% applies to all credit card payments)

HEALTH - LICENCE, PERMIT and NOTICE FEES Continued

ITEM	Back to Index	Unit	2018-19 Fee*	GST Applied
Food Business Registration				
Food Premises Registration Licences apply per financial year and will be charged on a 3 monthly pro-rata basis for part-year applications				
Risk Assessment - Numbers of Food Handlers 1 - 5			Payment received by 31 May	
Category A (Commercial) - 6 inspections	per year	\$640.80	N	
Category B (Commercial) - 3 inspections	per year	\$320.40	N	
Category C (Commercial) - 2 inspections	per year	\$213.60	N	
Category CV (Voluntary Organisation) - 1 inspection	per year	\$106.80	N	
Category D (Commercial) - 1 inspection	per year	\$106.80	N	
Category DV (Voluntary Organisation)	per year	\$32.20	N	
Category DN (Notification)	per year	\$32.20	N	
Category X (Non Profit Organisation)		Exempt from Fees		
Risk Assessment - Numbers of Food Handlers 1 - 5			Payment received after 31 May	
Category A (Commercial) - 6 inspections	per year	\$801.00	N	
Category B (Commercial) - 3 inspections	per year	\$400.50	N	
Category C (Commercial) - 2 inspections	per year	\$267.00	N	
Category CV (Voluntary Organisation) - 1 inspection	per year	\$133.50	N	
Category D (Commercial) - 1 inspection	per year	\$133.50	N	
Category DV (Voluntary Organisation)	per year	\$40.25	N	
Category DN (Notification)	per year	\$40.25	N	
Category X (Non Profit Organisation)		Exempt from Fees		
Risk Assessment - Numbers of Food Handlers 6 - 10			Payment received by 31 May	
Category A (Commercial) - 6 inspections	per year	\$961.20	N	
Category B (Commercial) - 3 inspections	per year	\$480.60	N	
Category C (Commercial) - 2 inspections	per year	\$320.40	N	
Category CV (Voluntary Organisation) - 1 inspection	per year	\$106.80	N	
Category D (Commercial) - 1 inspection	per year	\$106.80	N	
Category DV (Voluntary Organisation)	per year	\$32.20	N	
Category DN (Notification)	per year	\$32.20	N	
Category X (Non Profit Organisation)		Exempt from Fees		

* All fees and charges inclusive of GST where applicable
(A surcharge of 0.65% applies to all credit card payments)

HEALTH - LICENCE, PERMIT and NOTICE FEES Continued

ITEM	Back to Index	Unit	2018-19 Fee*	GST Applied
Risk Assessment - Numbers of Food Handlers 6 - 10			Payment received after 31 May	
Category A (Commercial) - 6 inspections		per year	\$1,201.50	N
Category B (Commercial) - 3 inspections		per year	\$600.75	N
Category C (Commercial) - 2 inspections		per year	\$400.50	N
Category CV (Voluntary Organisation) - 1 inspection		per year	\$133.50	N
Category D (Commercial) - 1 inspection		per year	\$133.50	N
Category DV (Voluntary Organisation)		per year	\$40.25	N
Category DN (Notification)		per year	\$40.25	N
Category X (Non Profit Organisation)			Exempt from Fees	
Risk Assessment - Numbers of Food Handlers 11+			Payment received by 31 May	
Category A (Commercial) - 6 inspections		per year	\$1,281.60	N
Category B (Commercial) - 3 inspections		per year	\$640.80	N
Category C (Commercial) - 2 inspections		per year	\$427.20	N
Category CV (Voluntary Organisation) - 1 inspection		per year	\$106.80	N
Category D (Commercial) - 1 inspection		per year	\$106.80	N
Category DV (Voluntary Organisation)		per year	\$32.20	N
Category DN (Notification)		per year	\$32.20	N
Category X (Non Profit Organisation)			Exempt from Fees	
Risk Assessment - Numbers of Food Handlers 11+			Payment received after 31 May	
Category A (Commercial) - 6 inspections		per year	\$1,602.00	N
Category B (Commercial) - 3 inspections		per year	\$801.00	N
Category C (Commercial) - 2 inspections		per year	\$534.00	N
Category CV (Voluntary Organisation) - 1 inspection		per year	\$133.50	N
Category D (Commercial) - 1 inspection		per year	\$133.50	N
Category DV (Voluntary Organisation)		per year	\$40.25	N
Category DN (Notification)		per year	\$40.25	N
Category X (Non Profit Organisation)			Exempt from Fees	

* All fees and charges inclusive of GST where applicable
(A surcharge of 0.65% applies to all credit card payments)

HEALTH - LICENCE, PERMIT and NOTICE FEES Continued

ITEM	Back to Index	Unit	2018-19 Fee*	GST Applied
Mobile / Food Vans Food Premises Fees				
Category D Mobile Food (Tent/Stall/Trailer)		per year	\$133.50 for 12 months	N
Category D Food Van		per year	\$133.50 for 12 months	N
Category D Mobile Food (Tent/Stall/Trailer) & Food Van (Non Profit Organisation)		per year	Exempt from Fees	N
Category C Mobile Food (Tent/Stall/Trailer)		per year	\$267.00 for 12 months	N
Category C Food Van		per year	\$267.00 for 12 months	N
Category C Mobile Food (Tent/Stall/Trailer) & Food Van (Non Profit Organisation)		per year	Exempt from Fees	N
Temporary Food Premises Fees				
Food Stalls/Trailers: Raising money for charity			Exempt from Fees	N
Food Stalls/Trailers: Commercial or for profit activity - up to 3 days		per event	\$32.00	N
Food Stalls/Trailers: Commercial or for profit activity - 6 month permit		per 6 months	\$79.50	N
Food Stalls/Trailers: Commercial or for profit activity - 12 month permit		per 12 months	\$133.50	N
Food Premises Other				
Food Premises - Pre-purchase Inspection		per inspection per hour or part thereof	\$89.00	Y
Improvement Notices or Prohibition Orders - investigation, issuing & management charges per hour		per hour	\$89.00	N
Application for report of likely compliance - new food premises (form 49)		per application per hour or part thereof	\$128.50 per application + \$89.00 per hr/part thereof for assessment fees	N
EHO Occupancy Report (Form 50)		per inspection per hour or part thereof	\$89.00 per hr/part thereof for assessments	N
On-site Wastewater Disposal Systems (continued on next page)				
Waste Water Assessment Fee - special plumbing permit (septic tank application)		per application	\$213.00	N
Waste Water Assessment Fee - special plumbing permit (septic tank application) - Commercial		per application	\$506.00 + 89.00 per hr/part thereof	N
Amended Applications		per application	\$106.00	N
Subsequent Inspection or Scheduled Inspections per hour or part thereof		per hour or part thereof	\$89.00	N

* All fees and charges inclusive of GST where applicable
(A surcharge of 0.65% applies to all credit card payments)

HEALTH - LICENCE, PERMIT and NOTICE FEES Continued

ITEM	Back to Index	Unit	2018-19 Fee*	GST Applied
On-site Wastewater Disposal Systems - Other (continued from previous page)				
Extension to Permit		per permit	\$51.00	N
Management, Maintenance, Monitoring & Auditing Costs of onsite waster water systems under Building Act 2016			\$89.00 per hr/part thereof	Y
Hard Copy - Paper Print of Permit and Plans - Up to A3 in size		per page	\$3.10	Y
Hard Copy - Paper Print of Permit and Plans - Over A3 in size		per page	\$12.75	Y
Immunisation Fees (Items do not attract GST)				
Boostrix (DTpa)		each	\$45.00	N
Sharps Containers				
Medical Patients (Residents of Clarence)		each	Single container, disposal and replacement - free of charge	
1.4 litre container		each	\$7.20	Y
3 litre container		each	\$12.00	Y
Sharps Collection Fee - Commercial Only		per litre or part thereof	\$2.60 per litre (or part thereof) if waste taken to Council; \$2.60 per litre plus \$81.00 collection fee for Council to collect	Y
Miscellaneous				
Food Probe Thermometers		each	\$25.00	Y
Food Training Packages		each	\$20.00	Y
Alcohol Swabs		each	\$8.00	Y
Testing and Sampling Fees				
Testing of Natural, Environmental and Effluent		per sample	\$100.00	Y
Sampling Fees: Bacteriological		per sample	\$100.00	Y
Sampling Fees: Private Water Supplies		per sample + per hour	\$54.00 per sample + \$89 per hr/part thereof	Y
Testing & inspection for water quality in Public Pools, payable by Public Pool Operator		per sample + per hour	\$105.00 per sample + \$89 per hr/part thereof	Y

* All fees and charges inclusive of GST where applicable
(A surcharge of 0.65% applies to all credit card payments)



Clarence City Council List of Fees Effective from 1 July 2018

ABATEMENT FEES

ITEM	Back to Index	Unit	2018-19 Fee*	GST Applied
Abatement Action		per notice	\$295.00	N
Impounding fee for illegal agistment on Council Land		per day	\$170.00	N
Request for Withdrawal of Summons		per request	\$41.00	N

* All fees and charges inclusive of GST where applicable
(A surcharge of 0.65% applies to all credit card payments)



Clarence City Council List of Fees Effective from 1 July 2018

ANIMAL CONTROL

ITEM	Back to Index	Unit	2018-19 Fee*	GST Applied
Dog Registrations				
Early Discount Rate - payment by 31st July 2018				
Entire Dog		per year	\$105.00	N
De-sexed Dog		per year	\$28.00	N
Pure Bred		per year	\$39.00	N
Greyhound		per year	\$39.00	N
Pension Discount		per year	20% off applicable fee	N
Pensioner rate for dogs registered prior to 1 July 03		per year	\$21.40	N
Working Dog		per year	\$39.00	N
Dangerous Dog declared prior to 1 December 2015 (no discount)		per year	\$550.00	N
Dangerous Dog declared after 1 December 2015 (no discount)		per year	\$1,100.00	N
Guard Dog (no discount)		per year	\$220.00	N
Guide Dog/Hearing Dog			No Charge	N
Accredited Assistance Dog			No Charge	N
Full Fee - payment After 31st July 2018				
Entire Dog		per year	\$110.00	N
De-sexed Dog		per year	\$33.00	N
Pure Bred		per year	\$44.00	N
Greyhound		per year	\$44.00	N
Pension Discount		per year	20% off applicable fee	N
Pensioner rate for dogs registered prior to 1 July 03		per year	\$26.40	N
Working Dog		per year	\$44.00	N
Dangerous Dog declared prior to 1 July 2015		per year	\$550.00	N
Dangerous Dog declared after 1 July 2015 (no discount)		per year	\$1,100.00	N
Guard Dog		per year	\$220.00	N
Guide Dog/Hearing Dog			No Charge	N
Accredited Assistance Dog			No Charge	N

* All fees and charges inclusive of GST where applicable
(A surcharge of 0.65% applies to all credit card payments)

ANIMAL CONTROL FEES Continued

ITEM	Back to Index	Unit	2018-19 Fee*	GST Applied
Dog turned 6 months since 1 Jan 18 - 50% discount of full rate (does not apply to dangerous and guard dogs)				
Entire Dog		up to 30 June	\$55.00	N
De-sexed		up to 30 June	\$16.50	N
Pure Bred		up to 30 June	\$22.00	N
Greyhound		up to 30 June	\$22.00	N
Pension Discount		up to 30 June	20% off applicable fee	N
Working Dog		up to 30 June	\$22.00	N
Guide/Hearing Dog			No Charge	N
Accredited Assistance Dog			No Charge	N
Registration Fees - after 31st December				
Registration after 31st December due to detection by Ranger that dog is unregistered or collection from dogs' home - Full fee to apply				
Entire Dog		up to 30 June	\$110.00	N
De-sexed		up to 30 June	\$33.00	N
Pure Bred		up to 30 June	\$44.00	N
Greyhound		up to 30 June	\$44.00	N
Pension Discount		up to 30 June	20% off applicable fee	N
Working Dog		up to 30 June	\$44.00	N
Guard Dog		up to 30 June	\$220.00	N
Guide/Hearing Dog			No Charge	N
Accredited Assistance Dog			No Charge	N
Dog Complaints				
Dog Complaint Fee		each	\$70.00	N
Kennel Licence (Prescribed)				
Application Fee		per application	\$110.00	N
Advertising Fee for New Kennel Application		per application	\$168.00	N
Renewal		per year	\$110.00	N
Early Payment Fee		per year	\$88.00	N

* All fees and charges inclusive of GST where applicable
(A surcharge of 0.65% applies to all credit card payments)

ANIMAL CONTROL FEES Continued

ITEM	Back to Index	Unit	2018-19 Fee*	GST Applied
Refunds & Reimbursements				
Death of Dog				
On receipt of Certificate of Euthanasia from recognised veterinary clinic or statutory declaration. Refunds are only to apply if application is made in the same financial year as registration has been paid				
Refund Amount for Deceased Dogs				
Dog Deceased within 3 months of registration		each	75% refund of registration fee paid	N
Dog Deceased after 3 months and within 6 months of date of registration		each	50% refund of registration fee paid	N
Dog Deceased after 6 months and within 9 months of date of registration		each	25% refund of registration fee paid	N
Dog deceased after 9 months of registration			No Refund	
De-sexed Dogs				
Applies to dogs registered at the normal registration rate and subsequently spayed. Paid only on receipt of certificate of neutering from a recognised veterinary clinic.				
Registration Refund Amount for Entire Dog being de-sexed				
Animal de-sexed within 3 months of registration		each	75% refund of difference between entire rate and desexed rate	N
Animal de-sexed after 3 months & within 6 months of registration		each	50% refund of difference between entire rate and desexed rate	N
Animal de-sexed after 6 months & within 9 months of registration		each	25% refund of difference between entire rate and desexed rate	N
Animal de-sexed after 9 months of registration			No Refund	
Attendance at Obedience Course				
Evidence to be provided that dog has satisfactorily completed obedience course run by an accredited officer (for the present the Tasmanian Canine Defence Association). Only one discount per dog per financial year. Discount applies for one year only.				
Grade 3		each	25%	N
Grade 4		each	50%	N
Trained Dog		each	50% for the life of the dog	N
Dog Adopted from Dogs' Home or RSPCA or GAP (Greyhound Adoption Program)				
To apply until new registration year only			No Charge	
Other Dog Fees				
Replacement of Lost Tag		each	\$5.00	N
Dangerous dog collar		each	Sml / Med \$50.00; Lge /ExLge \$60.00	Y
Dangerous dog sign		each	\$75.00	Y
Release Fee from Dogs Home		each	\$75.00	N

* All fees and charges inclusive of GST where applicable
(A surcharge of 0.65% applies to all credit card payments)



Clarence City Council List of Fees Effective from 1 July 2018

PERMITS, EVENTS, STAGE HIRE, USE OF PUBLIC PLACES

ITEM	Back to Index	Unit	2018-19 Fee*	GST Applied
Permits - Use of Public Places				
Business Permits - Commercial Use		per event	\$634.00	N
Busking Permit (Bellerive Boardwalk Only)		per year	\$47.30	N
Commercial instructors permit for operating on Council land		per year	\$84.40	N
Car Parking Space Bellerive - Commercial Only		per vehicle per month	\$122.40	Y
Temporary Stalls for Council Events ♦				
All locations - Charitable Stall			Exempt from fees	Y
All locations - Non Charitable Stall		1 day	\$210.00	Y
All locations - Non Charitable Stall		2 days	\$315.00	Y
All locations - Non Charitable Stall		3 days	\$365.00	Y
♦ Includes Temporary food licence				
Public Place Hire Fees (NFP, Fundraising etc.)				
Not for Profit, Community, Charity, Fund Raiser in an outdoor public place (at discretion of General Manager)		per event	\$52.70	Y
Not for Profit, Community, Charity, Fund Raiser event in an indoor facility e.g. Halls (at discretion of the relevant Management Committee or General Manager)		per event	50% of relevant schedule hire fee	Y
Not for Profit, Community, Charity, Fund Raiser use of meeting space e.g. Halls (at discretion of the relevant Management Committee or General Manager)		per event	75% of relevant schedule hire fee	Y
Commercial vendors on site at NFP fundraising events per vendor		per vendor per event	\$30.00	Y
Ceremonies Only NB: No receptions to be held on reserves (including beaches) under Council control				
Boardwalk Stage (fees specified below)		see below	See Below	Y
All other locations		per ceremony	\$60.00	Y

* All fees and charges inclusive of GST where applicable
(A surcharge of 0.65% applies to all credit card payments)

PERMITS, EVENTS, STAGE HIRE, USE OF PUBLIC PLACES Continued

ITEM	Back to Index	Unit	2018-19 Fee*	GST Applied
Boardwalk Stage				
Boardwalk Stage - no side curtains (including civic ceremonies)		per event, or per day, or part thereof	\$102.00	Y
Boardwalk Stage - with side curtains (including civic ceremonies)		per event, or per day, or part thereof	\$419.00	Y
Boardwalk and/or Stage Power Supply		per event, or per day, or part thereof	\$27.00	Y
Simmons Park Stage				
Stage		per day or part thereof	\$102.00	Y
Stage Power Supply		per event, or per day, or part thereof	\$27.00	Y
Charles Hand Park Stage & Skate Park				
Skate Park Stage Only		per day or part thereof	\$102.00	Y
Stage Power Supply		per event, or per day, or part thereof	\$27.00	Y
Skate Park (whole facility including stage - Hirer is responsible for providing own security and notifying Tasmania Police of any event)		fixed fee	\$216.20 + \$36.10 per hour	Y
Bond - For Skate Park Only (GST only applies on forfeiture of deposit)		fixed fee	\$204.00	N
Miscellaneous Fees for activities on Council Land				
Boot Camp, Fitness Activities & Dog Obedience on Council Reserves (for use of sports grounds for fitness activities please refer to Ground Hire section)		per hour	\$12.50	Y
Other Public Place Fees				
Consumption of Liquor on Council Reserves (to be approved by MCS)		per application	\$64.00	N
Notation on Licensing Board Permit applications on Council premises (to be signed by CS EOGM or MHS)		each	\$26.30	N
Request for Notation on Licensing Board Permit for non Council properties (to be signed by CS EOGM or MHS)		each	\$33.10	N
Note: These charges do not include items such as portable toilets, litter bins & skips or additional items that may be required by permit applicant				

* All fees and charges inclusive of GST where applicable
(A surcharge of 0.65% applies to all credit card payments)



Clarence City Council List of Fees Effective from 1 July 2018

CHILD CARE

ITEM	Back to Index	Unit	2018-19 Fee*	GST Applied
Family Day Care				
Educator Levy		per week	\$25.00	N
Administration levy				
Per child		per week	\$7.50 per week plus 50 cents per hour, per child up to 2 children in care	N
Play session levy		per session	\$9.00	N
Rosny Child Care				
Fee Schedule July - December 2018				
Discounted rate offered to families who use at least 5 days child care in one week		per child per day	\$88.00	N
Daily		per child per day	\$102.90	N
Morning Session		per child per session	\$63.70	N
Afternoon Session		per child per session	\$55.65	N
A late fee is charged for children collected after 5.45 pm			\$20.00	N
Fee Schedule January - June 2019				
Discounted rate offered to families who use at least 5 days child care in one week		per child per day	\$88.85	N
Daily		per child per day	\$103.95	N
Morning Session		per child per session	\$64.05	N
Afternoon Session		per child per session	\$56.20	N
A late fee is charged for children collected after 5.45 pm			\$20.00	N
Outside School Hours Care General Fees - applies to all categories of care listed below				
1 July 2018 to 30 June 2019				
Late Payment on accounts		per account	\$31.00	N

* All fees and charges inclusive of GST where applicable
(A surcharge of 0.65% applies to all credit card payments)

CHILD CARE FEES Continued

ITEM	Back to Index	Unit	2018-19 Fee*	GST Applied
After School Care				
Permanent and Casual Bookings 1 July 2017 to 30 June 2018				
After School Care		per child per session	\$27.00	N
Absence without notifying Co-ordination Unit or Centre		per child per day	\$16.00 (less Child Care Rebate) + \$10 non-cancellation fee (non Child Care Subsidy)	N
Absence - Co-ordination Unit or Centre HAS been notified prior to 2.45pm on day of care		per child per day	\$16.00 (less Child Care Subsidy)	N
Absence - Co-ordination Unit or Centre HAS been notified after 2.45pm on day of care		per child per day	\$16.00 (less Child Care Rebate) + \$10 non-cancellation fee (non Child Care Subsidy)	N
Late Collection (every 15mins after 6pm)		per child per 15 minutes	\$35.00	N
Casual Bookings		per session	\$32.00	N
Before School Care				
Permanent and Casual Bookings 1 July to 30 June 2019				
Before School Care		per child per session	\$10.50	N
Absence without notifying Co-ordination Unit or Centre		per child per day	\$5.00 (less Child Care Rebate) + \$5 non-cancellation fee (non Child Care Rebate)	N
Absence - Co-ordination Unit or Centre HAS been notified prior to 7.30am on day of care		per child per day	\$5.00 (less Child Care Rebate)	N
Absence - Co-ordination Unit or Centre HAS been notified after 7.30am on day of care		per child per day	\$5.00 (less Child Care Rebate) + \$5 non-cancellation fee (non Child Care Rebate)	N
Absence from Before School Care and After School Care - Co-ordination Unit or Centre HAS been notified prior to 7.30am on day of care		per child per day	\$10.00 (less Child Care Rebate)	N
Absence from Before School Care and After School Care - Co-ordination Unit or Centre HAS been notified after to 7.30am on day of care		per child per day	\$10.00 (less Child Care Rebate) + \$10 non-cancellation fee (non Child Care Rebate)	N
Casual Bookings		per session	\$15.00	N

* All fees and charges inclusive of GST where applicable
(A surcharge of 0.65% applies to all credit card payments)

CHILD CARE FEES Continued

ITEM	Back to Index	Unit	2018-19 Fee*	GST Applied
Holiday Care				
Permanent and Casual Bookings 1 July to 30 June 2019				
Holiday Care 8.00am - 6.00pm		per child per day	\$72.50	N
Absence without notifying Co-ordination Unit or Centre		per child per day	\$36.00 (less Child Care Rebate) + \$10 non-cancellation fee (non Child Care Rebate)	N
Absence - Co-ordination unit or Centre HAS been notified more than 24 hrs notice		per child per day	\$36.00 (less Child Care Rebate)	N
Absence - Co-ordination unit or Centre HAS been notified less than 24 hrs notice		per child per day	\$36.00 (less Child Care Rebate) + \$10 non-cancellation fee (non Child Care Rebate)	N
Late Collection (every 15 mins)		per child per 15 minutes	\$35.00	N
Casual Bookings		per session	\$75.00	N

* All fees and charges inclusive of GST where applicable
(A surcharge of 0.65% applies to all credit card payments)



Clarence City Council List of Fees Effective from 1 July 2018

CLARENCE COMMUNITY VOLUNTEER SERVICE

ITEM	Back to Index	Unit	2018-19 Fee*	GST Applied
Transport - CBD		per return trip	\$5.00	Y
Transport - Rural		per return trip	\$10.00	Y
Gardening		per visit	\$5.00	Y
Assisted/List Shopping		per return trip	\$5.00	Y

* All fees and charges inclusive of GST where applicable
 (A surcharge of 0.65% applies to all credit card payments)



Clarence City Council List of Fees Effective from 1 July 2018

HALL HIRE, COMMUNITY CENTRES etc.

ITEM	Back to Index	Unit	2018-19 Fee*	GST Applied
59 Cambridge Road (Old Bellerive Library)				
Main Studio		per hour	\$26.30	Y
Rehearsal Room		per hour	\$12.60	Y
Meeting Room		per hour	\$8.30	Y
Main studio and rehearsal room up to 5 hours		per booking (up to 5 hrs)	\$52.70	Y
Main studio and rehearsal room for full day		per booking (full day)	\$104.00	Y
Main studio and rehearsal room - performance days, recitals, concerts up to 5 hours		per booking (up to 5 hrs)	\$68.60	Y
Main studio and rehearsal room - performance days, recitals, concerts for full day		per booking (full day)	\$147.60	Y
Bond (No alcohol)		per booking	\$202.00	N
Bond (Alcohol)		per booking	\$348.00	N
Bond for Cleaning/Rubbish Removal		per booking	\$40.00	N
Bellerive Community Arts Centre				
Hire Fee		per hour	\$8.80	Y
Cambridge Hall				
Hall Hire		per hour	\$11.70	Y
Functions, Weddings, Parties etc. (No birthday parties 16-25 years old)		per function	\$181.50	Y
Bond (No alcohol)		per booking	\$202.00	N
Bond (Alcohol)		per booking	\$348.00	N
Bond for Cleaning/Rubbish Removal - Functions Childrens' parties & general activities		per booking	\$50.00	N
Bond for cleaning/Rubbish Removal - Functions e.g. weddings, engagements		per booking	\$80.00	N
Alma's Activities Centre (continued on next page)				
Function Rate (Wedding receptions, private functions etc.)		per function	\$150.00	Y
Conference Rates for hall		half day rate	\$169.40	Y
Conference Rates for hall		full day rate	\$214.50	Y

* All fees and charges inclusive of GST where applicable
(A surcharge of 0.65% applies to all credit card payments)

HALL HIRE, COMMUNITY CENTRES etc. Continued

ITEM	Back to Index	Unit	2018-19 Fee*	GST Applied
Alma's Activities Centre (Continued from previous page)				
Kitchen				
Includes use of kitchen including crockery, cutlery, urns, microwave, pie warmer and commercial gas oven & hob (breakages will be paid for)				
Function Rate		per booking	\$50.00	Y
Combined Kitchen / Hall Hire				
Function Rate		per booking	\$200.00	Y
Alma's Bar & Lounge				
Available for small functions			Negotiable	Y
Casual Hire Rate				
Day time hire (9am-6pm)		per hour	\$21.00	Y
Evening hire (after 6pm)		per hour	\$26.00	Y
Meeting Room		per hour	\$26.00	Y
Bonds				
Bond for Cleaning		per booking	\$100.00	N
Bond (no alcohol)		per booking	\$200.00	N
Bond (alcohol)		per booking	\$300.00	N
Geilston Bay Community Centre				
Hire Charge		per hour	\$12.00	Y
Bond for use of equipment inside Centre only - includes cleaning of centre		per booking	\$60.00	N
Bond for use of equipment both inside and stored in shed - includes cleaning of centre		per booking	\$100.00	N
Howrah Community Centre (continued on next page)				
Baudinet Lounge (including Derwent Room) - Function Rates				
Excluding Bar		per hour	\$45.80	Y
Including Bar - 6pm to midnight		per function	\$208.10	Y
Additional Charge After Midnight including cost of bar extension for Liquor Licence out of hours permit		per hour	\$83.20	Y
Including Kitchen - includes use of crockery, cutlery, urns, microwave, pie warmer		per booking	\$52.00	Y
Refundable Cleaning Bond		per booking	\$100.00	N

* All fees and charges inclusive of GST where applicable
(A surcharge of 0.65% applies to all credit card payments)

HALL HIRE, COMMUNITY CENTRES etc. Continued

ITEM	Back to Index	Unit	2018-19 Fee*	GST Applied
Howrah Community Centre (continued from previous page)				
Baudinet Lounge (including Derwent Room) - Conference Rates				
Includes the use of the in-house audio visual system, which comprises of a data projection unit, DVD and VCR players, surround sound & terminal for computer presentations				
Conference Rates		1/2 day rate	\$228.90	Y
Conference Rates		full day rate	\$286.10	Y
Sunshine, Skyline, Derwent Room, Baudinet Lounge and Guide Hall				
Room Hire		per hour	\$26.00	Y
Howrah Play Group		per session	\$17.80	Y
Foyer only		per hour	\$15.60	Y
Kitchen				
Kitchen Only (excluding gas oven)		per hour	\$15.60	Y
Kitchen Only (including gas oven)		per hour	\$20.80	Y
BBQ Hire		per booking	\$34.30	Y
Chair Hire		per chair	\$0.50	Y
Lauderdale Hall				
Hall Hire		per hour	\$11.70	Y
Functions, Weddings, Parties etc. (No birthday parties 16-25 years old)		per function	\$181.50	Y
Bond (No alcohol)		per booking	\$202.00	N
Bond (Alcohol)		per booking	\$348.00	N
Bond for cleaning/Rubbish Removal - Functions e.g. weddings, engagements		per booking	\$80.00	N
Bond for Cleaning/Rubbish Removal - Childrens' Parties & general activities		per booking	\$50.00	N
Lindisfarne Community Activities Centre				
Casual & Commercial Hire (no birthday parties 15-25 years old)		per hour	\$20.00	Y
Hire for Not for Profit Organisations (no birthday parties 15-25 years old)		per hour	\$15.00	Y
Kitchen Fee		per hour	\$15.00	Y
Bond		per booking	\$60.00	N
Alcohol - sale of alcohol prohibited, can only be consumed with meal				
Special Occasions - Local (e.g. 100 years function)			Negotiable	Y

* All fees and charges inclusive of GST where applicable
(A surcharge of 0.65% applies to all credit card payments)

HALL HIRE, COMMUNITY CENTRES etc. Continued

ITEM	Back to Index	Unit	2018-19 Fee*	GST Applied
Richmond Council Chambers (no alcohol)				
Council Chambers Hire		per hour	\$11.70	Y
Formal Functions		per half day	\$224.40	Y
Wedding Ceremony Only		per ceremony	\$180.30	Y
Bond (No alcohol)		per booking	\$202.00	N
Richmond Hall				
No birthday parties 16-25 years old				
Hall Hire Only		per hour	\$11.70	Y
Hire of Supper Room Only		per hour	\$11.70	Y
Hire of Kitchen Only		per hour	\$15.60	Y
Hire of Supper Room & Kitchen only		per hour	\$21.50	Y
Hire of Hall, Kitchen & Supper Room		per hour	\$26.00	Y
Functions, Weddings, Parties etc. (No birthday parties 16-25 years old)		per function	\$181.50	Y
Bond (No alcohol)		per booking	\$202.00	N
Bond (Alcohol)		per booking	\$348.00	N
Bond for cleaning/Rubbish Removal - Functions e.g. weddings, engagements		per booking	\$80.00	N
Bond for Cleaning/Rubbish Removal - Childrens' Parties & general activities		per booking	\$50.00	N
Rokeby Community Centre				
Activities Room		per hour	\$11.70	Y
Gym Day/Night		per hour	\$11.70	Y
Kitchen - first hour		first hour	\$15.60	Y
- after the first hour		per hour thereafter	\$8.00	Y
Receptions (+ bond as below)		per function	\$157.10	Y
Teenage admission (all activities)		per head	\$0.55	Y
Bond (No alcohol)		per booking	\$202.00	N
Bond (Alcohol)		per booking	\$348.00	N
Community events at Centre held by Rokeby Neighbourhood Centre		per event	\$54.80	Y
Community Centre hired by Rokeby Neighbourhood Centre		per hour	\$5.50	Y

* All fees and charges inclusive of GST where applicable
(A surcharge of 0.65% applies to all credit card payments)

HALL HIRE, COMMUNITY CENTRES etc. Continued

ITEM	Back to Index	Unit	2018-19 Fee*	GST Applied
Rokeby Trust Hall				
Hall Hire		per hour	\$11.70	Y
Functions, Weddings, Parties etc. (No birthday parties 16-25 years old)		per function	\$181.50	Y
Bond (No alcohol)		per booking	\$202.00	N
Bond (Alcohol)		per booking	\$348.00	N
Bond for cleaning/Rubbish Removal - Functions e.g. weddings, engagements		per booking	\$80.00	N
Bond for Cleaning/Rubbish Removal - Childrens' Parties & general activities		per booking	\$50.00	N
Risdon Vale Hall				
Charity functions				
Hall Hire		per hour	\$9.20	Y
Kitchen and Supper Room		per hour	\$5.60	Y
Functions		per function	\$90.00	Y
Bond (No alcohol)		per booking	\$102.00	N
Bond (Alcohol)		per booking	\$280.00	N
Bowls (Foyer)		per function	\$7.20	Y
Foyer Area		per function	\$3.60	Y
Tennis Court Clubroom		per week	\$13.25	Y
Tennis Court		per court per hour	\$2.05	Y
Risdon Vale Bargain Centre		per week	\$12.25	Y
Basement Room includes public liability levy		per week	\$13.25	Y
Pigeon Club includes public liability levy		per week	\$13.25	Y

* All fees and charges inclusive of GST where applicable
(A surcharge of 0.65% applies to all credit card payments)

HALL HIRE, COMMUNITY CENTRES etc. Continued

ITEM	Back to Index	Unit	2018-19 Fee*	GST Applied
Rosny Farm - The Barn				
Exhibitions/Displays/Performance/Arts related function				
Supported - Not-for-profit/Arts groups/Students/Education groups				
Rehearsal/Set-up Day		per day	\$85.00	Y
Performance Days		per day	\$220.00 per day. Half day - \$110.00	Y
		per week (7 days)	\$935.00	Y
Exhibitions/Displays/Performance/Arts related function				
Commercial, Corporate, Government		per day	\$310.00 per day. Half day - \$155.00	Y
		per week (7 days)	\$1,456.00	Y
			Full day hire fee includes 2hrs staff time to assist with lighting & display panels & provide instruction on equipment. Half day hire = 1hr staff time. Additional staff hrs charged at \$89.00 per hr. Additional Tech hrs charged at \$89.00 per hr	Y
Rosny Farm - Extras				
Extra Charge for (20) Café tables		flat rate	\$123.00	Y
Piano Hire (includes tuning)		flat rate	\$210.00	Y
Tablecloths		flat rate	\$10 per cloth (includes laundering)	Y
Additional Equipment Hire		flat rate	By Negotiation	Y
Drinking / Wine Glasses		flat rate	\$10 per 24	Y
Bond for Barn Hire		per booking	\$260.00	N
Art Bikes		per day	\$10.00 per bike per day	Y
Rosny Farm - Gardens Only				
Private functions incl. wedding ceremonies		flat rate	\$500.00 up to 2 hours plus \$200 per extra hour thereafter	Y
Photography Session		per hour	\$105.00	Y
Security callout fee for after hours functions		per hour	\$105.00	Y

* All fees and charges inclusive of GST where applicable
(A surcharge of 0.65% applies to all credit card payments)

HALL HIRE, COMMUNITY CENTRES etc. Continued

ITEM	Back to Index	Unit	2018-19 Fee*	GST Applied
Sandford Hall				
Hall Hire		per hour	\$11.70	Y
Functions, Weddings, Parties etc. (No birthday parties 16-25 years old)		per function	\$181.50	Y
Bond (No alcohol)		per booking	\$202.00	N
Bond (Alcohol)		per booking	\$348.00	N
Bond for cleaning/Rubbish Removal - Functions e.g. weddings, engagements		per booking	\$80.00	N
Bond for Cleaning/Rubbish Removal - Childrens' Parties & general activities		per booking	\$50.00	N
Seven Mile Beach Community Centre (Lewis Park) (no alcohol)				
Hire of Centre		per hour	\$8.70	Y
Bond (No alcohol)		per booking	\$202.00	N
Bond for Cleaning/Rubbish Removal - Childrens' Parties & general activities		per booking	\$50.00	N
South Arm Calverton Hall				
Booking Deposit for Functions		per booking	\$50.00	Y
Functions - Locals		per function	\$100.00	Y
Functions - Others		per function	\$125.00	Y
Per hour bookings - Locals		per hour	\$25.00	Y
Per hour bookings - Others		per hour	\$30.00	Y
Tennis Courts		per hour	\$15.00	Y
Booking Deposit for Sports Ground		per booking	\$20.00	Y
Sports Ground - Locals		per day	\$30.00	Y
Sports Ground - Others		per day	\$50.00	Y
Bond (No alcohol)		per booking	\$100.00	N
Bond (Alcohol)		per booking	\$250.00	N
Bond (Cleaning)		per booking	\$50.00	N

* All fees and charges inclusive of GST where applicable
(A surcharge of 0.65% applies to all credit card payments)

HALL HIRE, COMMUNITY CENTRES etc. Continued

ITEM	Back to Index	Unit	2018-19 Fee*	GST Applied
Tranmere Hall (no alcohol)				
Hall Hire		per hour	\$11.70	Y
Functions, Weddings, Parties etc. (No birthday parties 16-25 years old)		per function	\$181.50	Y
Bond (No alcohol)		per booking	\$202.00	N
Bond for cleaning/Rubbish Removal - Functions e.g. weddings, engagements		per booking	\$80.00	N
Bond for Cleaning/Rubbish Removal - Childrens' Parties & general activities		per booking	\$50.00	N
Hire Fees (NFP, Fundraising etc.)				
Not for Profit, Community, Charity, Fund Raiser in an outdoor public place (at discretion of General Manager)		per event	\$52.70	Y
Not for Profit, Community, Charity, Fund Raiser event in an indoor facility e.g. Halls (at discretion of the relevant Management Committee or General Manager)		per event	50% of relevant schedule hire fee	Y
Not for Profit, Community, Charity, Fund Raiser use of meeting space e.g. Halls (at discretion of the relevant Management Committee or General Manager)		per event	75% of relevant schedule hire fee	Y
Commercial vendor on site at NFP fundraising events (per vendor)		per vendor per event	\$30.00	Y
Miscellaneous				
Key Deposit (Forfeit - if not returned by following working day) GST applies only on forfeiture of deposit		per key	\$36.00	N
Insurance levy for public liability insurance for informal user groups		per hour	\$3.00	Y
Holding fee for hall hire (non-refundable)		per hire	\$25.00	Y
Unauthorised use of hall (4 hours minimum)		per hour	Hourly rate of venue (4 hours minimum) + \$50 fixed fee	Y

* All fees and charges inclusive of GST where applicable
(A surcharge of 0.65% applies to all credit card payments)



Clarence City Council List of Fees Effective from 1 July 2018

SPORTS GROUND HIRE

ITEM	Back to Index	Unit	2018-19 Fee*	GST Applied
Sports Ground Use Permits (Effective 1 Oct for 12 month period)				
Junior (up to and including U18)		per hour	\$18.00	Y
Senior		per hour	\$36.00	Y
Soccer				
Soccer Small Sided Grounds No Fixed Goals		per hour	\$4.35	Y
Soccer Small Sided Ground Fixed Goals		per hour	\$8.60	Y
Cambridge New Ground 1010 Cambridge Rd -(Junior/Youth)		per hour	\$24.20	Y
Cricket				
Junior including synthetic practice wickets where applicable		per hour	\$18.00	Y
Senior including synthetic practice wickets where applicable		per hour	\$36.00	Y
Lindisfarne Oval / Kangaroo Bay Oval				
Turf Wickets on ground - (No junior rates)		per hour	\$46.30	Y
Turf Wicket - Special Event Match / Training National / International		per day or part thereof	\$813.80	Y
Turf Practice Wicket - Special Event Match / Training National / International		per day or part thereof	\$81.20	Y
Turf Practice Wickets Lindisfarne (separate to ground)		per hour	\$16.10	Y
Seasonal Turf Practice Wickets Lindisfarne (separate to ground)		per hour	\$11.60	Y
Synthetic Practice Wickets Lindisfarne (separate to ground)		per hour	\$8.20	Y
Turf & synthetic practice wickets Kangaroo Bay		per hour	\$36.10	Y
Seasonal turf & synthetic practice wickets Kangaroo Bay		per hour	\$23.20	Y

* All fees and charges inclusive of GST where applicable
(A surcharge of 0.65% applies to all credit card payments)

SPORTS GROUND HIRE Continued

ITEM	Back to Index	Unit	2018-19 Fee*	GST Applied
Miscellaneous Sports Ground Hire Fees				
Casual Ground Hire		per hour	\$36.00	Y
Use of Ovals by High Schools/Colleges where no licence agreement exists		per hour	\$36.00	Y
Wentworth Park - Salacia Ave Training Ground (Up to U18)		per hour	\$13.50	Y
Wentworth Park - Salacia Ave Training Ground (Senior)		per hour	\$26.60	Y
Wentworth Park - Sports Centre hire for sporting activities only		per hour	\$11.60	Y
Kiosk Hire (Environmental Health approved kiosk only)		per hour	\$9.75	Y
Boot Camp & Fitness Activities on Council Sports Grounds		per hour	\$36.00	Y
Unauthorised removal of maintenance barriers & barricades on ovals (regardless of whether barriers have been reinstated to their original position at end of hire period)		per incident	\$150.00	Y
Carnivals / Events				
School carnivals other ovals (no line marking)		per hour	\$18.00	Y
School carnivals other ovals (basic line mark perimeter line no running lanes & 100m grid only marked)		fixed fee + hourly rate	\$215 + \$36 per hour	Y
Sports Carnivals/Tournaments requiring additional line marking		fixed fee per booking	\$210.60	Y
School Athletic Carnivals Clarence High School (Summer Only) - line marking under contract		per hour	\$37.60	Y
State, National & International events on sportsgrounds additional cleaning of change rooms / toilets			At Contract Rate	Y
Council staff callout for safety compliance issues		per callout	At Cost	Y
Bonds				
Bond for seasonal users		per season	\$408.25	N
Surcharge for use of sporting facility without prior booking + Hire Rate minimum 4 hours		per incident	\$150.00	Y
Bond for sportsground casual commercial occupation		per booking	\$300.00	N
Keys				
Key Charges Use of Facilities (Forfeit non-return within one month from end of season) GST only applies on forfeiture of deposit		per key	\$50.00	N
Lighting				
Lighting charges Additional to Ground Hire Charge (Rate applies for all winter season bookings effective from end of Daylight Saving period)				
Sportsgrounds with remote access lights - charged from the time requested by club		per hour per ground	\$19.40	Y
Sportsgrounds with lighting upgraded to Aus Standard charged from 4.30 pm		per hour per ground	\$19.40	Y
Sportsgrounds with lighting that hasn't been upgraded charged from 4.30 pm		per hour per ground	\$10.00	Y

* All fees and charges inclusive of GST where applicable
(A surcharge of 0.65% applies to all credit card payments)



Clarence City Council List of Fees Effective from 1 July 2018

WASTE & VEHICLE TOWING

ITEM	Back to Index	Unit	2018-19 Fee*	GST Applied
Mornington Waste Transfer Station Clarence Domestic Resident Users				
Any Resident vehicle under 4.9 tonne GVM				
Minimum Gate Fee		per visit	\$11.00	Y
Recoverables/Recyclables/Tonne		per tonne	\$99.00	Y
Green Organic Waste (suitable for mulching)/Tonne		per tonne	\$99.00	Y
Contaminated Green Organic Waste/Tonne		per tonne	\$104.00	Y
Residual Waste - General Domestic/Tonne		per tonne	\$104.00	Y
Residual Waste - General Mixed/Tonne		per tonne	\$104.00	Y
Fees for non residential waste set by operator				
Refuse New Bins				
80 Litre MBG (general waste bin)		per bin	\$81.60	Y
120 Litre MBG (general waste bin)		per bin	\$86.00	Y
140 Litre MBG (recycle bin)		per bin	\$88.00	Y
240 Litre MBG (general or recycle waste bin)		per bin	\$90.00	Y
240 Litre MBG (green waste collection fee paid upfront - pro-rata charge)		per bin pro-rata charge	\$51.10	Y
Refuse Bins - Size Upgrade				
Upgrade 80 Litre to 120 Litre MBG (general waste bin - pro-rata charge)		per bin pro-rata charge	\$40.00	Y
Upgrade 140 Litre to 240 Litre MBG (recycle waste bin - pro-rata charge)		per bin pro-rata charge	\$29.30	Y
Tow Away Fee				
Towing Abandoned Vehicle		per vehicle	\$125.00	Y
Holding Fee - Abandoned Vehicle		per day	\$25.00	Y

* All fees and charges inclusive of GST where applicable
(A surcharge of 0.65% applies to all credit card payments)



Clarence City Council List of Fees Effective from 1 July 2018

ROAD CLOSURE REQUESTS

ITEM	Back to Index	Unit	2018-19 Fee*	GST Applied
Temporary		per event	\$421.00	N
Permanent for Private Benefit		per event	\$478.00	N

* All fees and charges inclusive of GST where applicable
(A surcharge of 0.65% applies to all credit card payments)



Clarence City Council List of Fees Effective from 1 July 2018

COUNCIL PROPERTIES

ITEM	Back to Index	Unit	2018-19 Fee*	GST Applied
Lease or Licence Application Fee		per application	\$105.00	N
Lease Preparation Fee		per lease	\$110.00	N
Licence Preparation Fee		per licence	\$60.00	N
Request for Creation of Easements on Council Land Applications containing more than one easement will be charged an extra \$100 for each additional easement within that application		per easement	\$550 + \$100 for each additional easement within that application	N
Request for document preparation in relation to property by private individuals (e.g. part 5 Agreements)		per hour or part thereof	\$120.00	Y
Reinstatement of licence fee for non-payment of rent		per licence	\$50.00	N

* All fees and charges inclusive of GST where applicable
(A surcharge of 0.65% applies to all credit card payments)



Clarence City Council List of Fees Effective from 1 July 2018

OCCUPATIONAL LICENCES

ITEM	Back to Index	Unit	2018-19 Fee*	GST Applied
Helicopter/Hot air balloons landing fee		per flight	\$100.00	Y
Public Land - Annual rental for Commercial Activity - Use of Footpath /Forecourt for Outdoor Dining		per m2	\$40.00	N

* All fees and charges inclusive of GST where applicable
 (A surcharge of 0.65% applies to all credit card payments)



Clarence City Council List of Fees Effective from 1 July 2018

INFRASTRUCTURE BONDS

ITEM	Back to Index	Unit	2018-19 Fee*	GST Applied
Infrastructure Bond establishment fee		per bond	\$290.00	N
Infrastructure Bond administration fee - for extensions or alterations not specified in original bond agreement		per amended bond	\$190.00	N
Infrastructure Protection Bond (All new single residential dwellings, and additions) - Refund at completion if road /crossing /footpath is left in good condition		per application	\$940.00	N
Infrastructure Protection Bond (All new multiple dwellings, new commercial buildings and additions and all demolition/removal works) - Refund at completion if road /crossing /footpath is left in good condition		per application	\$1,870.00	N
Infrastructure Protection Bond - Access to work site over Council Land (Refund at completion if Reserve/road/crossing/footpath is left in good condition)		per application	\$1,870.00	N
Infrastructure Protection Bond (covering only all Single Dwelling building projects undertaken by a single builder)		high activity builders only	\$10,400.00	N
Infrastructure Protection Bond (covering all building projects undertaken by a single builder)		high activity builders only	\$15,600.00	N
Parking Permit within Council Car Park (Temporary Permit for Building Works only)		per day per space/part space	\$16.00	N
Associated Building Site Works Occupation of Council Land		per month per m2	\$10.00	N
Skip Bin Permits		per week	\$30.00	N
Surcharge for occupation of Council land without prior approval + Infrastructure Bond applicable		per application	\$120.00	Y
Crane/Concrete Pump/Cherry Picker etc. Permits on Council Land inc Roads		per 4 hrs or part thereof	\$76.00	N
Infrastructure Protection Bond (Skip Bin - residential dwellings, and additions)		per bin	\$380.00	N
Infrastructure Protection Bond (Skip Bin - commercial buildings & additions & all demolition/removal works)		per bin	\$1,450.00	N

* All fees and charges inclusive of GST where applicable
(A surcharge of 0.65% applies to all credit card payments)



Clarence City Council List of Fees Effective from 1 July 2018

PHOTOCOPYING

ITEM	Back to Index	Unit	2018-19 Fee*	GST Applied
Single A4 - up to 10 copies		per copy	\$0.50	Y
Double A4 - up to 10 copies		per copy	\$0.60	Y
Single A3 - up to 10 copies		per copy	\$0.80	Y
Double A3 - up to 10 copies		per copy	\$1.10	Y
Single A4 - 10 or more copies		per copy	\$0.30	Y
Double A4 - 10 or more copies		per copy	\$0.50	Y
Single A3 - 10 or more copies		per copy	\$0.70	Y
Double A3 - 10 or more copies		per copy	\$0.90	Y

* All fees and charges inclusive of GST where applicable
 (A surcharge of 0.65% applies to all credit card payments)



Clarence City Council List of Fees Effective from 1 July 2018

DOCUMENT FEES

ITEM	Back to Index	Unit	2018-19 Fee*	GST Applied
Council Documents				
Copy of full Council Agenda or minutes			Free (as per Regulations)	N
Copy of agenda report/working papers		per page	\$0.50	N
Extract of Council Policy Guide		per extract	\$11.00	N
Full copy of Council Policies by CD (to date)		per CD	\$100.00	N
Tender & Contract Documents				
Minor (\$100,000 or less)		per document	\$75.00	Y
Major (\$100,001 or more)		per document	\$250.00	Y

* All fees and charges inclusive of GST where applicable
 (A surcharge of 0.65% applies to all credit card payments)



Clarence City Council List of Fees Effective from 1 July 2018

REPRODUCTION FEES

ITEM	Back to Index	Unit	2018-19 Fee*	GST Applied
Maps, Plans, LIS Map Information				
Building Plans - class 1 & 10 (Residential - House/dwelling, shed or pool)	for all applications on property		No Charge	N
Building Plans - class 2 to 9 (Commercial property)	per page		\$12 per page + \$100 hourly rate or part thereof (1st hour free)	N
Drainage Plans	each		No Charge	N
A4 paper copy of any map - 1:2000	each		\$10.00	N
Density rating plan (BW A4 1:2000 only)			No Charge	NA
A1 1:5000 map	each		\$33.50	N
A0 1:7500 Map	each		\$130.00	N
Large format photocopying of plans - A4	each		\$10.00	N
Large format photocopying of plans - A3	each		\$20.00	N
Large format photocopying of plans - A2	each		\$40.00	N
Large format photocopying of plans - A1	each		\$60.00	N
Large format photocopying of plans - A0	each		\$135.00	N
Digital Data				
Digital Data is subject to licencing and agreement on costs with delegation provided to the general manager for approval				

* All fees and charges inclusive of GST where applicable
(A surcharge of 0.65% applies to all credit card payments)



Clarence City Council List of Fees Effective from 1 July 2018

ADDITIONAL FEES

ITEM	Back to Index	Unit	2018-19 Fee*	GST Applied
Request for Document Signing and/or Sealing Fee		per document	\$110.00	N
Work carried out at a persons request e.g. requests for research, processing for Council (non planning) discretionary decisions; report and document preparation; provision of information and/or copies/extracts from council records (including additional information on 337 property request) etc		per hour or part thereof	\$110.00	N
Supplementary Information request arising from 337 certificates regarding planning permits on adjacent properties		per nominated property	Hourly rate of \$100, minimum charge \$100	N
Credit Card Fee - charged as percentage of transaction value (to commence upon implementation of system modifications)		per value	0.65%	Y/N

* All fees and charges inclusive of GST where applicable
(A surcharge of 0.65% applies to all credit card payments)



Clarence City Council List of Fees Effective from 1 July 2018

COUNCIL COMMUNITY BUS

ITEM	Back to Index	Unit	2018-19 Fee*	GST Applied
Per person		half day	\$3.00	Y
Per person		full day	\$5.00	Y

* All fees and charges inclusive of GST where applicable
 (A surcharge of 0.65% applies to all credit card payments)



Clarence City Council List of Fees Effective from 1 July 2018

PUBLICATIONS

ITEM	Back to Index	Unit	2018-19 Fee*	GST Applied
Planning Schemes available online at no cost. Hard copy will not be provided		per page	Available online only at no cost	N
Glebe Hill Development Plan annexure available on line at no cost. Hard copy will not be provided		each	\$0.00	Y
Other DPOs are available online at no cost. Hard copy will not be provided			Available online only at no cost	NA
History of Clarence		each	\$20.00	Y
Stock Thieves and Golfers		each	\$25.00	Y

* All fees and charges inclusive of GST where applicable
(A surcharge of 0.65% applies to all credit card payments)