

**MINUTES OF A SPECIAL MEETING OF THE CLARENCE CITY COUNCIL
HELD AT THE COUNCIL CHAMBERS, BLIGH STREET, ROSNY PARK, ON
MONDAY 6 JUNE 2016**

HOUR CALLED: 7.00pm

PRESENT: The meeting commenced at 7.00pm with the Mayor (Ald D C Chipman) in the Chair and with Aldermen:

H Chong
P Cusick
D Doust
D Hulme
R H James
J Peers
D Thurley
S von Bertouch
J Walker; present.

1. APOLOGIES N M Campbell
P K McFarlane

ORDER OF BUSINESS Items 1 – 13

IN ATTENDANCE General Manager
(Mr A Paul)
Corporate Secretary
(Mr A van der Hek)
Group Manager Asset Management
(Mr J Stevens)
Corporate Treasurer
(Mr F Barta)
Manager Health and Community Development
(Mr J Toohey)

The Meeting closed at 8.04pm.

Prior to the commencement of the meeting, the Mayor made the following declaration:

“I acknowledge the Tasmanian Aboriginal Community as the traditional custodians of the land on which we meet today, and pay respect to elders, past and present”.

The Mayor also advised the Meeting and members of the public that Council Meetings, not including Closed Meeting, are audio-visually recorded and published to Council’s website.

SPECIAL COUNCIL MEETING

MONDAY 6 JUNE 2016

TABLE OF CONTENTS

ITEM	SUBJECT	PAGE
1.	ATTENDANCE AND APOLOGIES	3
2.	ESTIMATES, CAPITAL EXPENDITURE PROGRAMME, FEES AND CHARGES 2016/2017	3
3.	TASWATER –MORATORIUM ON DISTRIBUTIONS.....	68

1. ATTENDANCE AND APOLOGIES

Refer to cover page.

2. ESTIMATES, CAPITAL EXPENDITURE PROGRAMME, FEES AND CHARGES 2016/2017

(File No 10-02-04)

EXECUTIVE SUMMARY**PURPOSE**

To consider the Estimates, incorporating the Capital Expenditure Programme, for the 2016/2017 financial year, together with an updated List of Fees and Charges.

RELATION TO EXISTING POLICY/PLANS

Consistent with Council's adopted Strategic Plan.

LEGISLATIVE REQUIREMENTS

Council is required to adopt Estimates for each financial year.

CONSULTATION

No issues to be addressed.

FINANCIAL IMPLICATIONS

The Estimates provide statutory authorisation for recurrent and capital expenditure for 2016/2017. Based on the draft estimates, the required increased rating effort to meet the proposed functional outcomes is 1.9% excluding the effects of the State Government Fire Services Contribution.

RECOMMENDATION:

- A. That the Estimates for 2016/2017 attached as Attachment 1 be adopted.
- B. That the Capital Expenditure Programme for 2016/2017 attached as Attachment 2 be adopted.
- C. That the new List of Fees and Charges attached as Attachment 3 be adopted.

/ Refer to Page 4 for Decision on this Item...

ESTIMATES, CAPITAL EXPENDITURE PROGRAMME, FEES AND CHARGES 2016/2017 /contd...

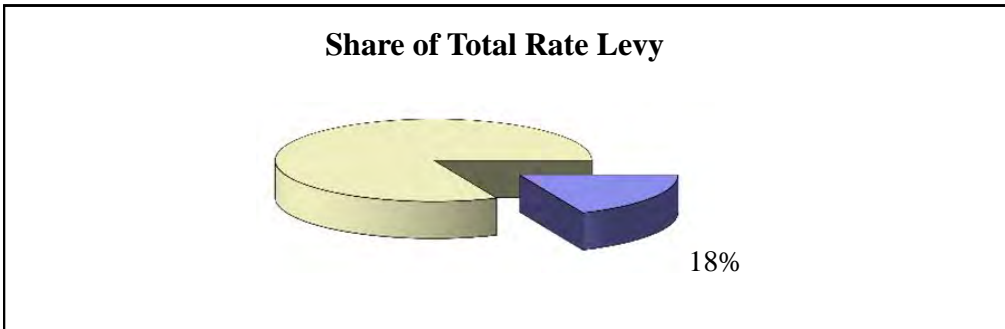
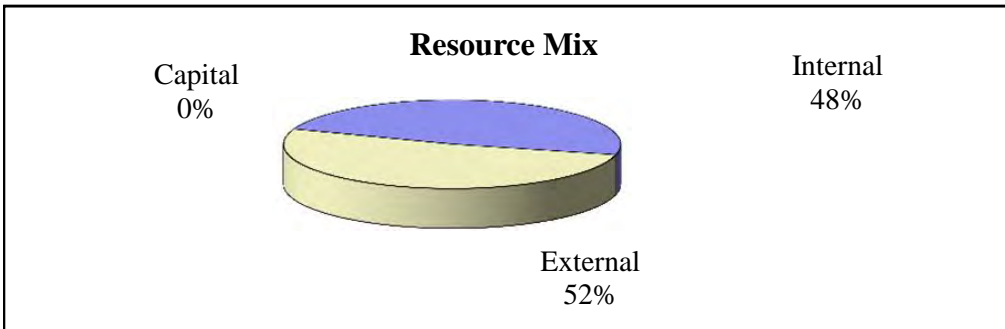
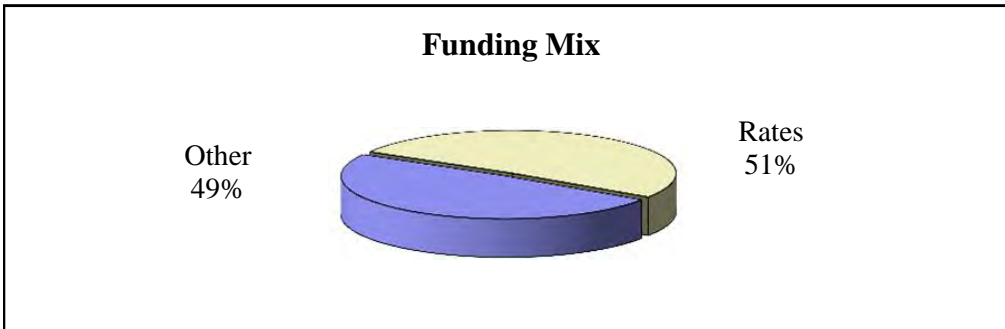
The Mayor advised the Meeting that he would deal with the Recommendations ad seriatum.

Decision:	<p>MOVED Ald Peers SECONDED Ald Chong</p> <p>“That the Estimates for 2016/2017 attached as Attachment 1 be adopted”.</p> <p style="text-align: right;">CARRIED</p> <table style="width: 100%; border: none;"> <tr> <td style="vertical-align: top;">FOR</td> <td style="vertical-align: top;">AGAINST</td> </tr> <tr> <td>Ald Chipman</td> <td>Ald James</td> </tr> <tr> <td>Ald Chong</td> <td></td> </tr> <tr> <td>Ald Cusick</td> <td></td> </tr> <tr> <td>Ald Doust</td> <td></td> </tr> <tr> <td>Ald Hulme</td> <td></td> </tr> <tr> <td>Ald Peers</td> <td></td> </tr> <tr> <td>Ald Thurley</td> <td></td> </tr> <tr> <td>Ald von Bertouch</td> <td></td> </tr> <tr> <td>Ald Walker</td> <td></td> </tr> </table> <p>MOVED Ald Cusick SECONDED Ald Thurley</p> <p>“That the Capital Expenditure Programme for 2016/2017 attached as Attachment 2 be adopted”.</p> <p style="text-align: right;">CARRIED</p> <table style="width: 100%; border: none;"> <tr> <td style="vertical-align: top;">FOR</td> <td style="vertical-align: top;">AGAINST</td> </tr> <tr> <td>Ald Chipman</td> <td>Ald James</td> </tr> <tr> <td>Ald Chong</td> <td></td> </tr> <tr> <td>Ald Cusick</td> <td></td> </tr> <tr> <td>Ald Doust</td> <td></td> </tr> <tr> <td>Ald Hulme</td> <td></td> </tr> <tr> <td>Ald Peers</td> <td></td> </tr> <tr> <td>Ald Thurley</td> <td></td> </tr> <tr> <td>Ald von Bertouch</td> <td></td> </tr> <tr> <td>Ald Walker</td> <td></td> </tr> </table> <p>MOVED Ald Chong SECONDED Ald Thurley</p> <p>“That the new List of Fees and Charges attached as Attachment 3 be adopted”.</p> <p style="text-align: right;">CARRIED UNANIMOUSLY</p>	FOR	AGAINST	Ald Chipman	Ald James	Ald Chong		Ald Cusick		Ald Doust		Ald Hulme		Ald Peers		Ald Thurley		Ald von Bertouch		Ald Walker		FOR	AGAINST	Ald Chipman	Ald James	Ald Chong		Ald Cusick		Ald Doust		Ald Hulme		Ald Peers		Ald Thurley		Ald von Bertouch		Ald Walker	
FOR	AGAINST																																								
Ald Chipman	Ald James																																								
Ald Chong																																									
Ald Cusick																																									
Ald Doust																																									
Ald Hulme																																									
Ald Peers																																									
Ald Thurley																																									
Ald von Bertouch																																									
Ald Walker																																									
FOR	AGAINST																																								
Ald Chipman	Ald James																																								
Ald Chong																																									
Ald Cusick																																									
Ald Doust																																									
Ald Hulme																																									
Ald Peers																																									
Ald Thurley																																									
Ald von Bertouch																																									
Ald Walker																																									

Clarence City Council Annual Estimates 2016/2017

COMMUNITIES & PEOPLE

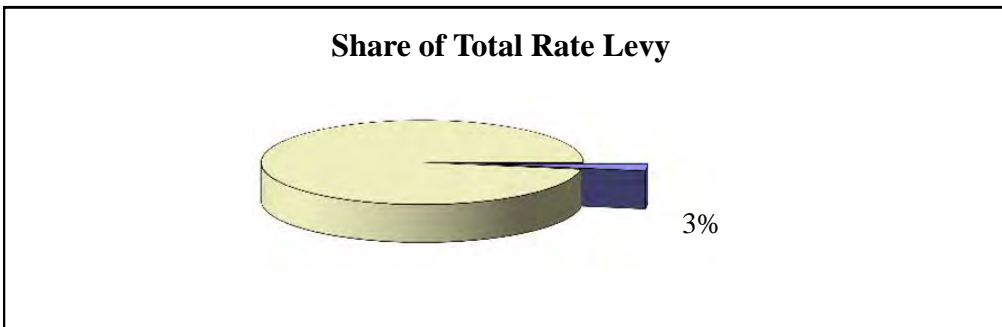
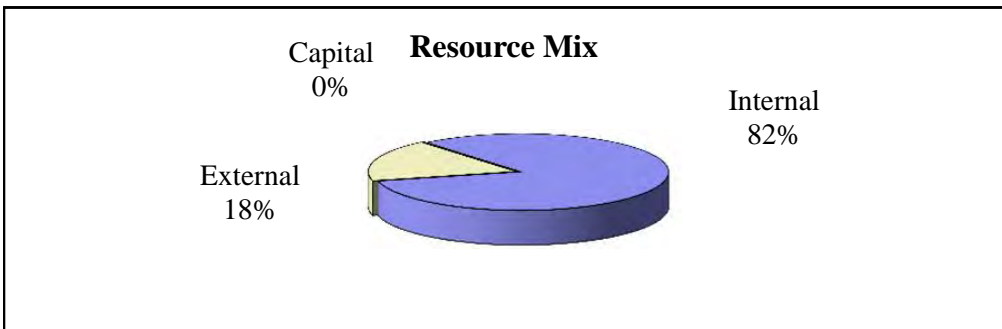
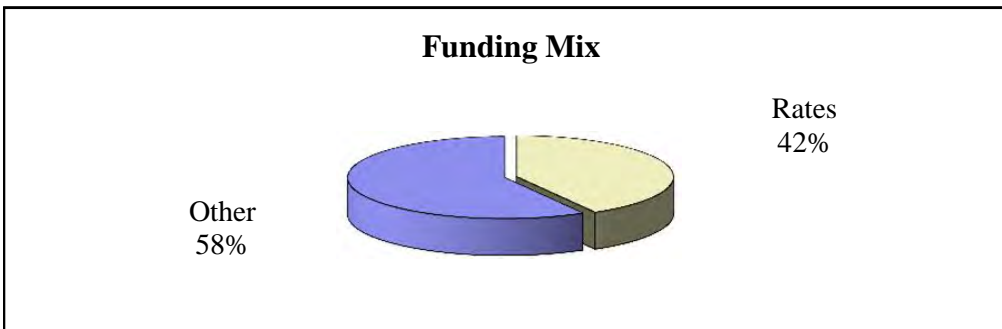
FINANCIAL RESOURCE REQUIREMENTS	
	\$'000
Total Expenses	13,813
Total Revenues	6,248
Net Expenses	7,565
Less Expenses Capitalised	545
Net Operating Expenses	7,020
Net Asset Purchases	3,285
Borrowings	
Transfers to Reserves	
Transfers from Reserves	1,847
Capital Financing Requirement	1,438
Net Rating Requirement	8,458



Clarence City Council Annual Estimates 2016/2017

CITY FUTURE

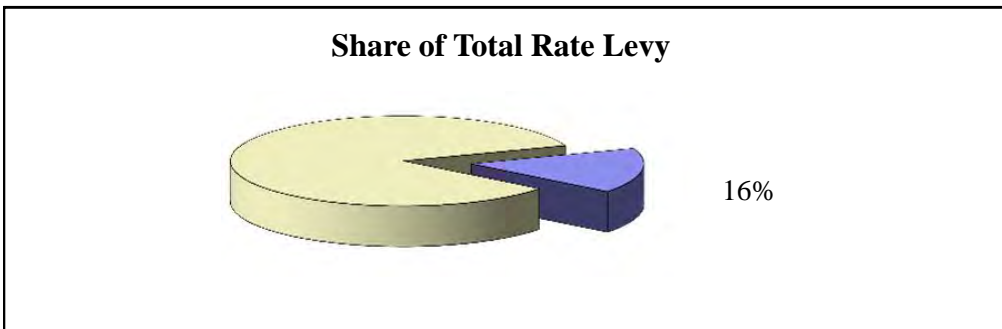
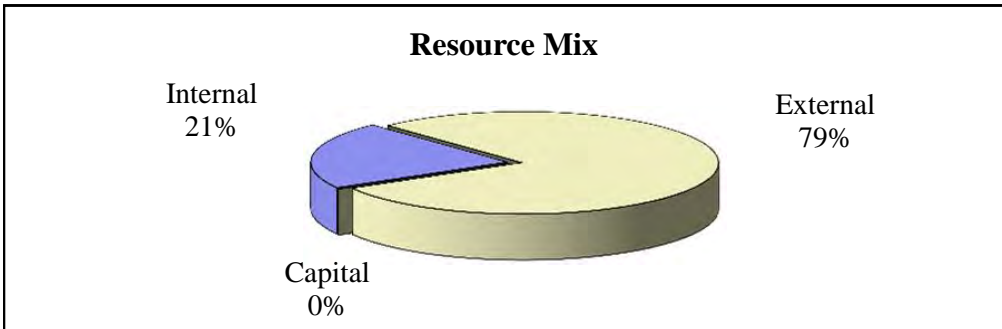

FINANCIAL RESOURCE REQUIREMENTS		\$'000
Total Expenses		2,735
Total Revenues		1,675
Net Expenses		1,060
Less Expenses Capitalised		
Net Operating Expenses		1,060
Net Asset Purchases		
Borrowings		
Transfers to Reserves		240
Transfers from Reserves		60
Capital Financing Requirement		180
Net Rating Requirement		1,240



Clarence City Council Annual Estimates 2016/2017

NATURAL ENVIRONMENT

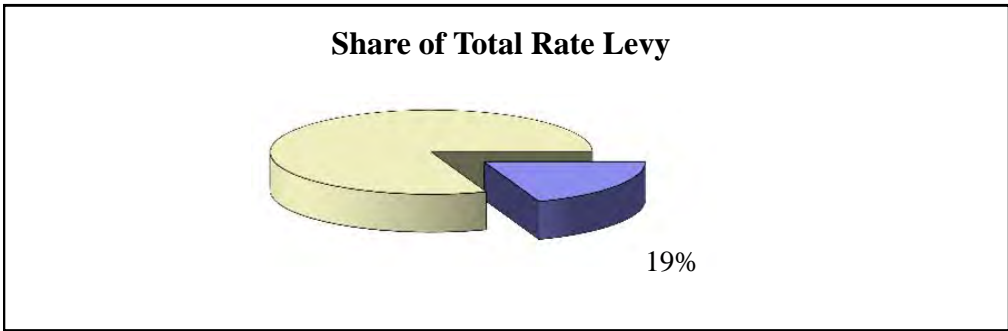
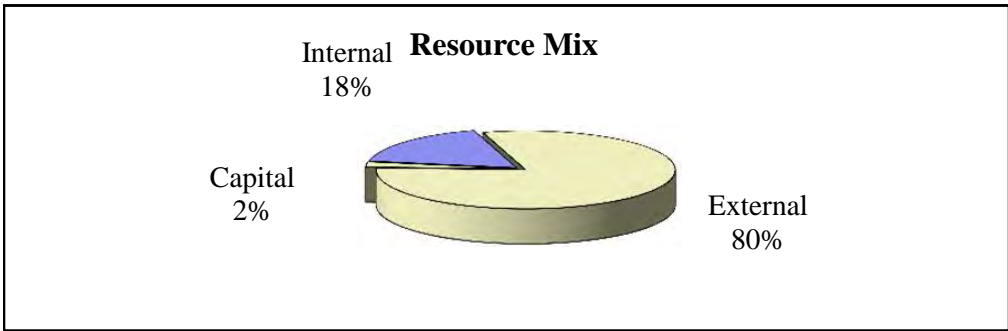
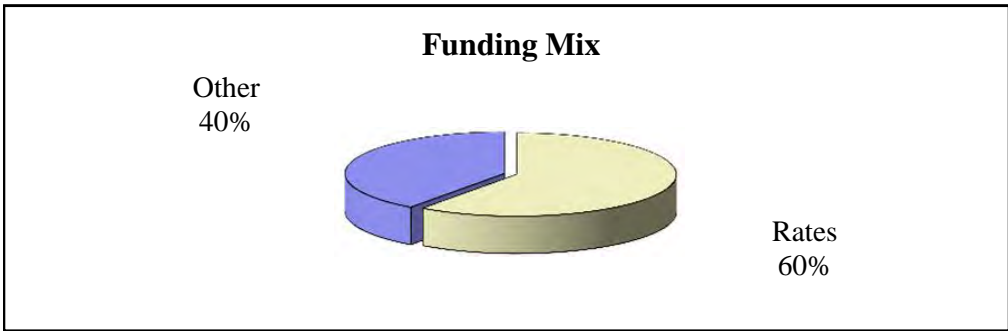
FINANCIAL RESOURCE REQUIREMENTS	
	\$'000
Total Expenses	7,450
Total Revenues	111
Net Expenses	7,339
Less Expenses Capitalised	68
Net Operating Expenses	7,271
Net Asset Purchases	150
Borrowings	
Transfers to Reserves	
Transfers from Reserves	45
Capital Financing Requirement	105
Net Rating Requirement	7,376



Clarence City Council Annual Estimates 2016/2017

GOVERNANCE

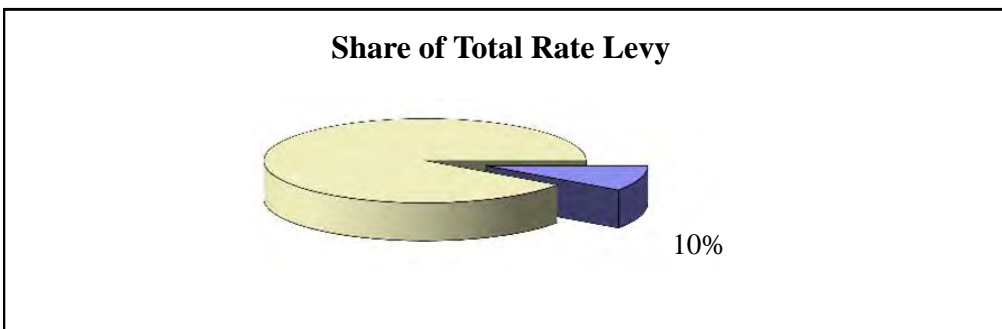
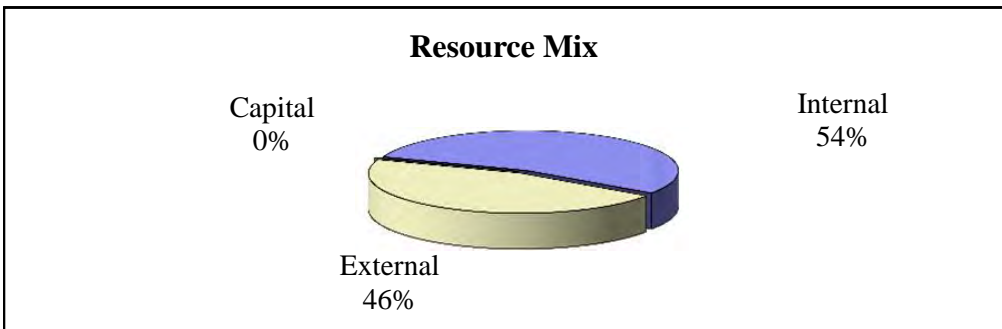
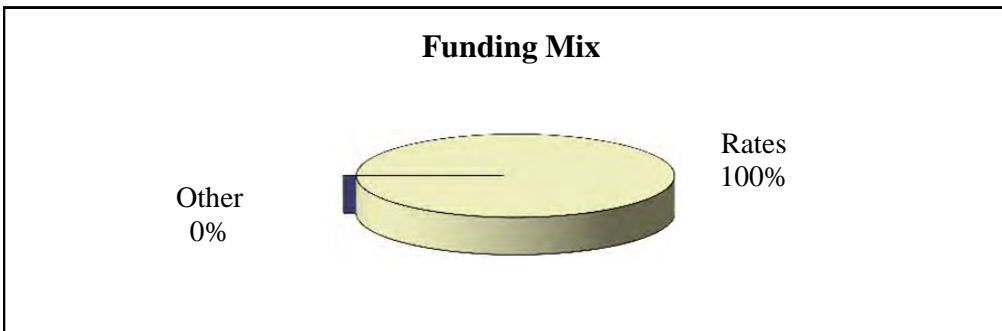
FINANCIAL RESOURCE REQUIREMENTS	
	\$'000
Total Expenses	9,424
Total Revenues	5,922
Net Expenses	3,502
Less Expenses Capitalised	
Net Operating Expenses	3,502
Net Asset Purchases	
Borrowings	
Transfers to Reserves	5,427
Transfers from Reserves	20
Capital Financing Requirement	5,407
Net Rating Requirement	8,909



Clarence City Council Annual Estimates 2016/2017

CORPORATE SUPPORT

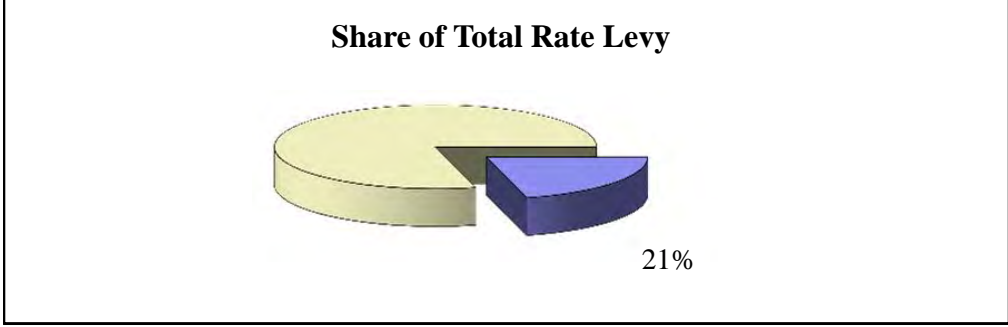
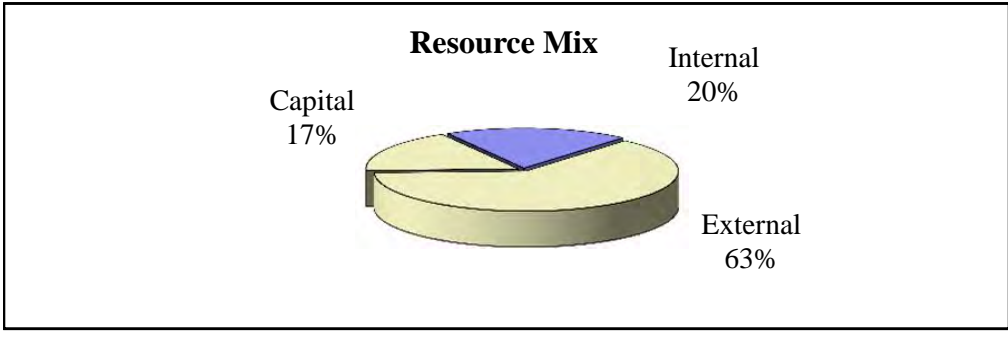
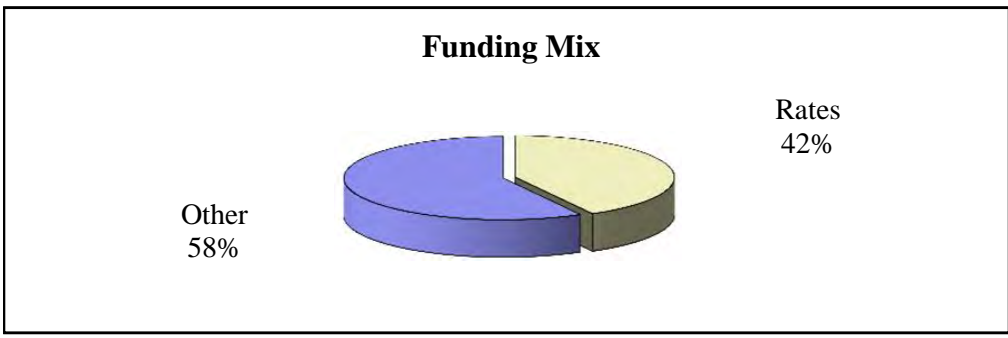
FINANCIAL RESOURCE REQUIREMENTS		\$'000
Total Expenses		4,493
Total Revenues		8
Net Expenses		4,485
Less Expenses Capitalised		
Net Operating Expenses		4,485
Net Asset Purchases		
Borrowings		
Transfers to Reserves		
Transfers from Reserves		30
Capital Financing Requirement		-30
Net Rating Requirement		4,455



Clarence City Council Annual Estimates 2016/2017

INFRASTRUCUTRE - ROADS & TRANSPORT

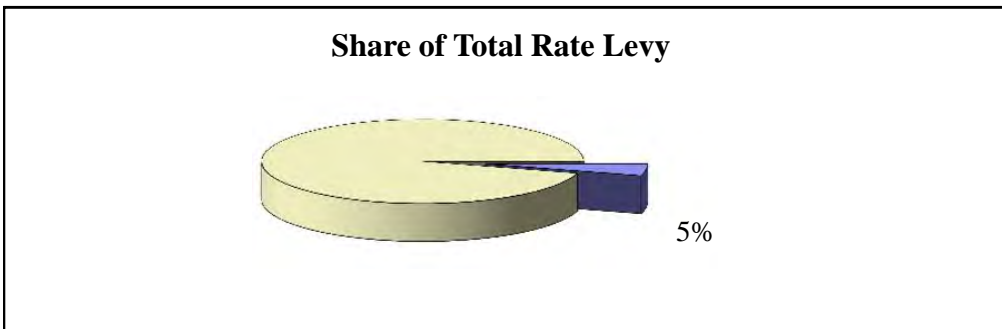
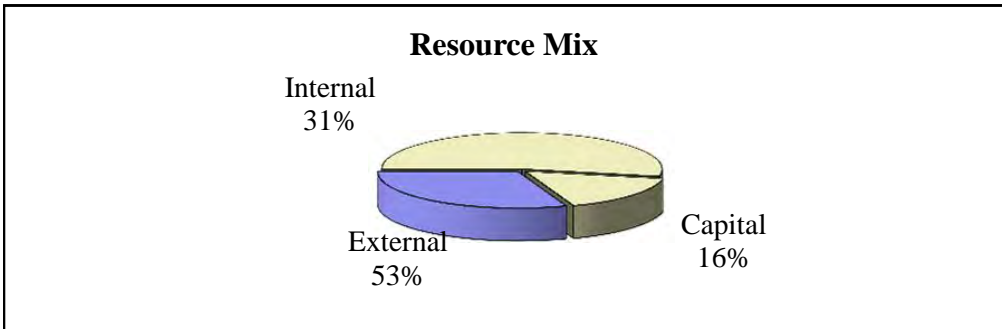
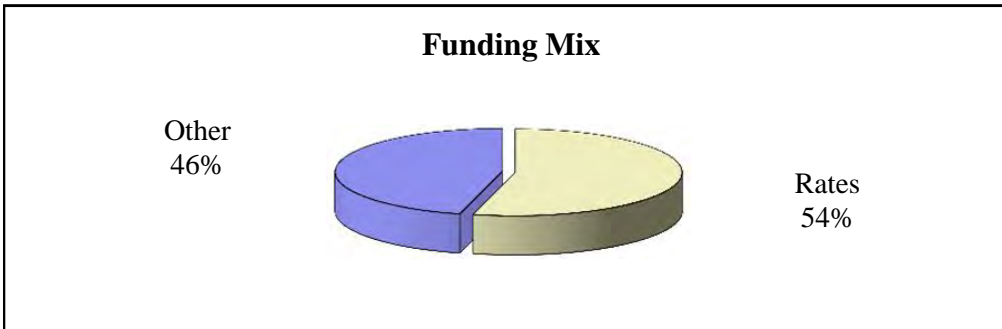
FINANCIAL RESOURCE REQUIREMENTS	
	\$'000
Total Expenses	11,222
Total Revenues	1,990
Net Expenses	9,232
Less Expenses Capitalised	2,337
Net Operating Expenses	6,895
Net Asset Purchases	13,978
Borrowings	
Transfers to Reserves	
Transfers from Reserves	11,282
Capital Financing Requirement	2,696
Net Rating Requirement	9,591



Clarence City Council Annual Estimates 2016/2017

INFRASTRUCTURE - STORMWATER

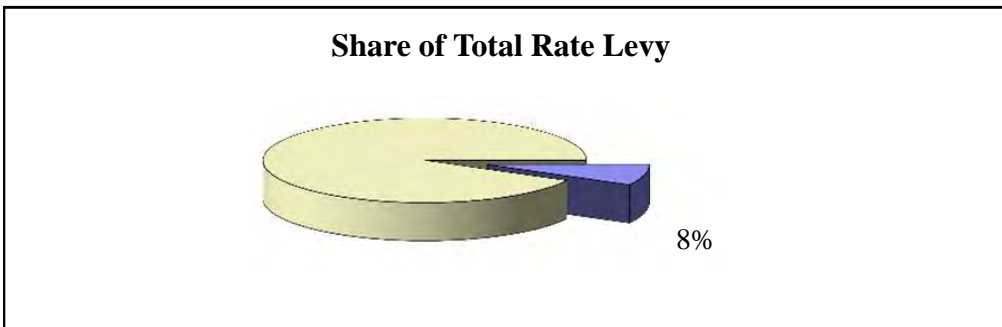
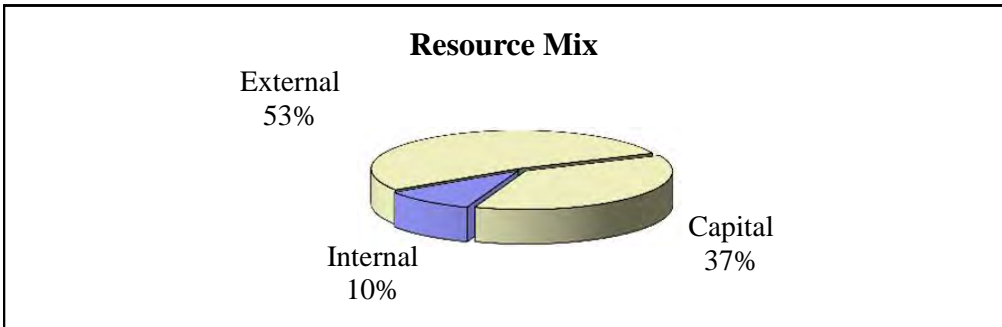
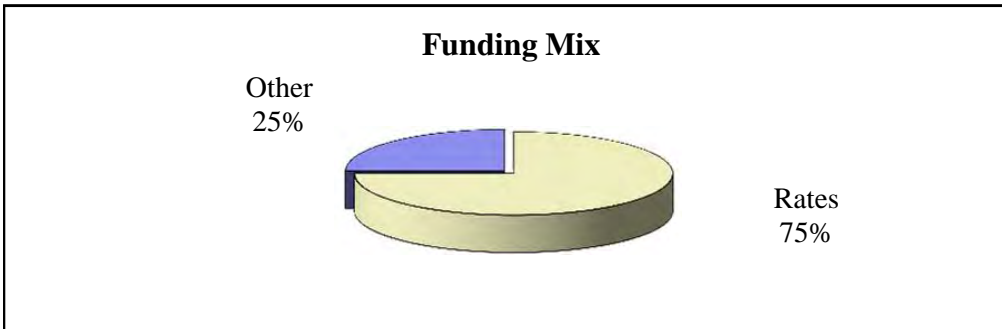
FINANCIAL RESOURCE REQUIREMENTS	
	\$'000
Total Expenses	2,209
Total Revenues	1,097
Net Expenses	1,112
Less Expenses Capitalised	538
Net Operating Expenses	574
Net Asset Purchases	2,186
Borrowings	
Transfers to Reserves	
Transfers from Reserves	675
Capital Financing Requirement	1,511
Net Rating Requirement	2,085



Clarence City Council Annual Estimates 2016/2017

INFRASTRUCTURE - FACILITIES MANAGEMENT

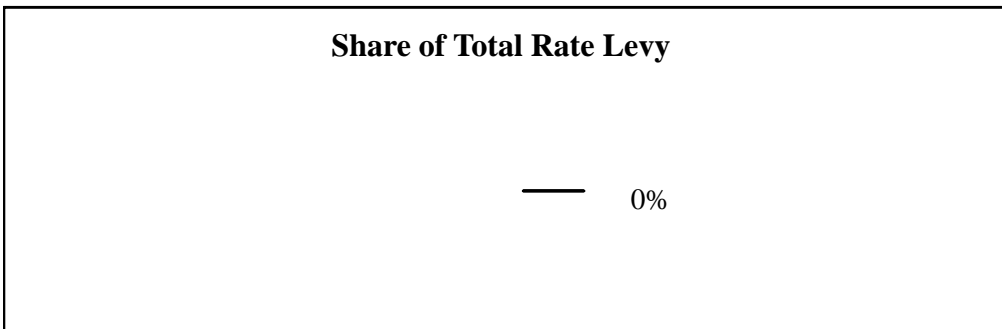
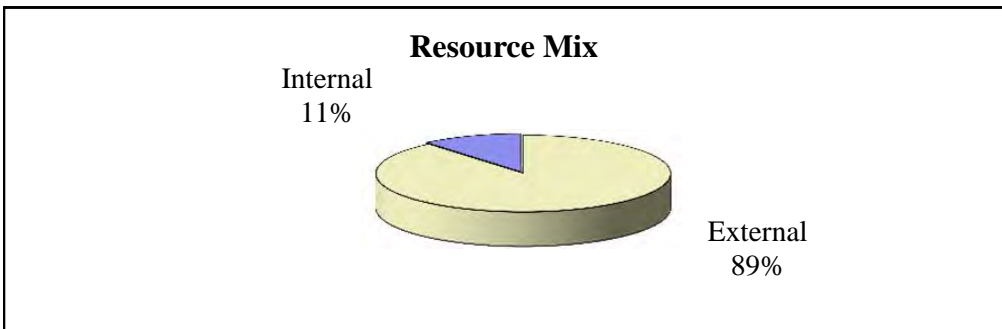

FINANCIAL RESOURCE REQUIREMENTS		\$'000
Total Expenses		4,185
Total Revenues		954
Net Expenses		3,231
Less Expenses Capitalised		107
Net Operating Expenses		3,124
Net Asset Purchases		778
Borrowings		
Transfers to Reserves		
Transfers from Reserves		259
Capital Financing Requirement		519
Net Rating Requirement		3,643



Clarence City Council Annual Estimates 2016/2017

PLANT

FINANCIAL RESOURCE REQUIREMENTS	
	\$'000
Total Expenses	2,766
Total Revenues	2,766
Net Expenses	0
Less Expenses Capitalised	0
Net Operating Expenses	0
Net Asset Purchases	0
Borrowings	
Transfers to Reserves	0
Transfers from Reserves	0
Capital Financing Requirement	0
Net Rating Requirement	0



Attachment 2

Clarence City Council Annual Plan 2016/2017 - Capital Expenditure Programme

	\$000
Funding	
Grants Commission	2,500
Renewal reserve (renewal projects only)	9,622
Borrowings	-
Roads to Recovery	1,100
Roads to Recovery (15/16 funds)	408
Special Grants & Future Property Sales	2,001
Property Sales	689
Rates for reseal prep transferred from recurrent	446
Major Development Rates	1,492
Unused funds from completed prior year project	80
Unallocated Cash - General Reserve	149
Public Open Space Reserve	-
Car Parking Reserve	-
	<hr/> 18,487 <hr/>
Expenditure	
Active Recreation	1,428
Passive Recreation	1,334
Community Arts	-
Environmental	82
Facilities Management	671
Roads	13,200
Stormwater	1,772
	<hr/> 18,487 <hr/>

CAPITAL PROGRAMME	TOTAL COST 2016-2017
ROADS	
Acton Park Indented Bus Bays	20,000
Clarence Street/Cambridge Road Intersection Design - Stage 1	25,000
Bellerive Beach Park -Western End - Promenade - Stage 1	450,000
Kangaroo Bay Urban Design Plan Implementation - Ferry Wharf Precinct	1,600,000
Victoria Esplanade Landscape Plan - Stage 4 Roadworks Dillon Street to Abbott Street including irrigation	135,000
Rosny Microsimulation Traffic Modelling - Bayfield Street/Gordons Hill Road/Cambridge Road/Clarence Street traffic movements	65,000
Clarence Street - Bellerive to Howrah. - Traffic & Pedestrian Islands	295,000
Cambridge Road Footpath	50,000
Fitzgeralds Road - Passing Bays	60,000
Contribution to HIAPL construction access of Grueber Drive	130,000
Clarendon Vale Greenbelt -Pathway- Stage 2 & 3	369,000
Howrah Road Cycle Way - End of Clarence Foreshore Trail to Little Howrah Beach	10,000
Lauderdale Canal Foot Bridge - Renew Deck	15,000
Lindisfarne Streetscape Project - Stage 2 (3b) North side of Derwent Avenue - Kerb & gutter, footpath and crossovers	400,000
Clarence Foreshore Trail - Simmons Park to Anzac Park	80,000
Lindisfarne Activity Centre Footpath	4,000
Clarence Foreshore Trail -Conara Road	10,000
Montagu Bay Road - Upgrade Path from Tasman Bridge to Montagu Bay Park	100,000
Tasman Highway - Multi User Path	100,000
Cambridge Road - Kerb & gutter, retaining wall and guard railing - Brookston Drive to Solandra Court	300,000
Grahams Road Pavement Sealing - Stage 1	100,000
Back Tea Tree Road - Road curvature improvements - Black Spot	300,000
Richmond Police Station Car park	25,300
Bridge Street - Henry Street to Franklin Street full reconstruction	350,000
Franklin Street Car park - Pedestrian Access upgrade	75,000
Clarence Foreshore Trail - Lenna Street to Tasman Bridge	50,000
Gordons Hill Road - Kerb and gutter and bus stop relocation	120,000
Rosny Hill Road - Cycle Way / Multi User Path - from Rose Bay High Scholl overpass to Rosny Barn	40,000
Bayfield Street Streetscape works - Bligh Street to Winkleigh Place	1,000,000
School Road Construction	400,000
Kerb Replacement - Major Digouts program	500,000
DDA Ramps	50,000
Footpath/ Kerb & gutter Renewal	1,224,000
Major Digouts/ Reconstruction - Annual Program	2,000,000
Road reseal programme	2,555,000
Seal walkways	40,000
Gravel Road Re-Sheeting	75,000
Bicycle Committee - Permanent track counters	8,000
Bicycle Committee - Directional Signage City Wide	15,000
Bligh Street - Turning Head	35,000
Flagstaff Gully Road Footpath - Design	20,000
	13,200,300

CAPITAL PROGRAMME	TOTAL COST 2016-2017
STORMWATER	
Elinga Street - Stormwater Main construction	270,000
Mortyn Place - Stormwater Upgrade	55,000
Nelumie Street - Stormwater Upgrade	155,000
Kellatie Road - Stormwater Main Upgrade	200,000
Bathurst Street Stormwater Main. 39 Bathurst Street to Coal River	55,000
Henry Street to Franklin Street, Richmond - Additional Grated Pit and Pipework	60,000
East Derwent Highway -Stormwater construction	165,000
Roches Beach Rivulet Bank Stabilisation	62,000
South Arm Road Construct Stormwater Main - Design	20,000
Dorans Road - Culvert upgrade	50,000
Rifle Range Road/Prospect Road - Upgrade Culvert	25,000
Lynrowan Drive - Roadside Drainage	95,000
Seven Mile Beach groundwater pipe drainage Winston Avenue	10,000
South Arm Road - Drainage Improvements	200,000
Drainage Minor Construction	100,000
Urban Catchment Management Plans	250,000
	1,772,000
ACTIVE RECREATION	
Cambridge Oval - Synthetic Cricket Nets	55,000
Clarendon Vale Oval - Upgrade the oval irrigation system	80,000
Wentworth Park Cricket Pitch replacement	35,000
Kangaroo Bay Drive Sports Ground Drainage	230,000
Lauderdale Oval - Relocation of Wentworth Park Exeloo's	35,000
Lauderdale Oval - Sportsfield Lights Upgrade	205,000
Lauderdale Oval - Entrance upgrade	20,000
Lauderdale Oval - Catching Nets - both ends of ground	120,000
Lindisfarne No 1 Oval Sports Ground Lighting upgrade	180,000
Lindisfarne Oval Practice Wicket upgrade works	18,000
Lindisfarne Oval - Catching net - Lincoln Street end of oval	50,000
Lindisfarne Oval - Cricket covers storage cage	20,000
Clarence Aquatic Centre - Installation of photovoltaics (solar power)	100,000
Montagu Bay boat ramp and Jetty	50,000
Seven Mile Beach Active Recreation Park - Stage 1a DA Lodgement Approvals	100,000
Supply and install coaches boxes at various ovals	15,000
Develop Master Plans for Sports Facilities Stage 1 - Lindisfarne Oval Precinct, Wentworth Park, Geilston Bay, Edgeworth Street.	25,000
Irrigation Controller System Upgrade to 3G standard	15,000
Dampier Street - Sportsground Upgrade DA and design drawings	75,000
	1,428,000

CAPITAL PROGRAMME	TOTAL COST 2016-2017
PASSIVE RECREATION	
Roscommon Master Plan 2014-2024 - Access Improvements - Dry Stone Bridges	15,000
Tangara Trail - Roscommon stage 1	50,000
Bellerive Beach Park - All Abilities Playspace	50,000
Bellerive Beach Park - Footpath realignments	30,000
Bellerive Beach Park - Toilet Block landscaping	55,000
Bellerive Beach Park - Beach Street Picnic Area	70,000
Bellerive Beach Park - Beach Street Playground	225,000
Bellerive Beach Park - Public Art	50,000
Clifton Beach Reserve - Construct a 1/2 Court Basketball facility	20,000
Clarence coastal trail investigation - Cape Deslacs	5,000
Lindhill Reserve Track	15,000
Glebe Hill Reserve - Betsy Mack Track	20,000
Rokeby Hill Track - stage 1 track assessment and initial work	10,000
Simmons Park - Amphitheatre & landscaping, irrigation, and realign paths	160,000
Beltana Park - Shelter	30,000
Rifle Range Avenue of Honour - Design Concept Plans & Consultation	15,000
Meehan Skyline link - Clarence mountain bike path to skyline fire trail	50,000
Richmond Village Green Fencing	10,000
Richmond River Bank Reserve Irrigation System Design	10,000
Access from Richmond Bridge to Reserve, Western side of river	65,000
Richmond Park Track to Brinktop lookout	30,000
Duke Park - Fencing	16,000
Clarence Plains Rivulet Track - extension to Hawthorn Place, Rokeby	20,000
Rosny Park Green Belt Master Plan	25,000
Clarence coastal trail investigation - Haynes Point to Dorans Road	5,000
Single Hill Track - Stage 1 track assessment and initial work	10,000
South Arm Oval - Skate Park construction	150,000
Tranmere Hall - Play Equipment Renewal including softfall	31,500
Clarence Foreshore Trail - Pindos Park to Gully	30,000
Minor Works - Infrastructure Replacement	16,500
Meehan Range Strategic Plan Review	5,000
Clarence Kayak trail	10,000
Warrane Community Garden	30,000
	1,334,000
NATURAL ENVIRONMENT	
Clarendon Vale Tree Replacement programme	6,000
Lindhill Bushland Reserve Access	15,000
Little Howrah Beach - Extend DDA ramp adjacent to Public Toilet onto the beach	25,000
Mountain Bike Park Track Armouring	15,000
Upgrading of fire trails	21,000
	82,000

CAPITAL PROGRAMME	TOTAL COST 2016-2017
FACILITIES MANAGEMENT	
Cambridge Road - Boardwalk Screen Fence	12,000
Cambridge Road - Demolition, 92	20,000
Eastern Shore Dog Clubrooms extension	80,000
Alma Street Senior Citizen Centre DDA Toilet design	75,000
Lauderdale Canal Public Toilet Upgrade	32,000
Equestrian Centre - water feature	7,300
Risdon Vale Community Facility	100,000
Council Chambers Security Camera Upgrade	5,000
Lauderdale Hall - Heat Pumps	11,000
Bellerive Beach Park Toilet Refurbishment	15,000
Roches Beach Toilet	140,000
Rosny Historic Centre Management Plan	63,800
Calverton Hall - DDA Public Toilet	30,000
Security Key System	25,000
DDA - Edgeworth Street Sports Pavilion Upgrade - Design and application approvals	55,000
	671,100
GRAND TOTAL	18,487,400



Clarence... a brighter place

Attachment 3

Clarence City Council List of Fees Effective from 1 July 2015

List of Fees Index

ITEM	Page
PLANNING FEES	
Development Applications	1
Planning Scheme	2
Strata Schemes	3
Subdivision Fees	3
Subdivision Application Assessment Fees	3
Scanning of Plans & Documentation	3
Other Planning Fees	4
Asset Management Fees (DA's & Subdivisions)	4
BUILDING FEES	
Permit Authority Fees	5
Other Building Fees	6
Plumbing Applications	6
Dwellings, Flats & Outbuildings	6
Commercial Buildings	7
Other Plumbing Fees	7
Stormwater Connection Fee (Urban Drainage Act Clause 19)	7
Seepage Investigations - Groundwater	7
HEALTH FEES	
Place of Assembly Fees	8
Registrations, Permits Under the Public Health Act	8
Environmental Protection Notices	8
Food Business Registration	9
On-site Wastewater Disposal Systems	11
Immunisation Fees	11
Sharps Containers	12
Miscellaneous	12
Testing and Sampling Fees	12
ABATEMENT FEES	13
ANIMAL CONTROL	
Dog Complaints	14
Dog Registrations	14
Refunds & Reimbursements	15
Other Dog Fees	16
Kennel Licence	16

INDEX Continued

ITEM	Page
PERMITS, EVENTS, STAGE HIRE, USE OF PUBLIC PLACES	
Permits - Use of Public Places	17
Temporary Stalls for Council Events	17
Public Place Hire Fees (NFP, Fundraising etc.)	17
Ceremonies Only	17
Boardwalk Stage	18
Simmons Park Stage	18
Charles Hand Park & Skate Park	18
Miscellaneous Fees for activities on Council Land	18
Other Public Place Fees	18
CHILD CARE	
Family Day Care	19
Rosny Child Care	19
Outside School Hours General Fees	20
After School Care	20
Before School Care	21
Holiday Care	21
CLARENCE COMMUNITY VOLUNTEER SERVICE	23
HALL HIRE, COMMUNITY CENTRES etc.	
59 Cambridge Road (Old Bellerive Library)	24
Bellerive Community Arts Centre	24
Cambridge Hall	24
Clarence Senior Citizens Centre	25
Geilston Bay Community Centre	25
Howrah Recreation Centre	25
Lauderdale Hall	26
Lindisfarne Community Activities Centre	26
Richmond Council Chambers	26
Richmond Hall	26
Risdon Vale Hall	27
Rokeby Community Centre	27
Rokeby Trust Hall	27
Rosny Farm - The Barn	28
Rosny Farm - Gardens	29
Sandford Hall	29
Seven Mile Beach Community Centre (Lewis Park)	29
South Arm Calverton Hall	29
Tranmere Hall	29
Hire Fees (NFP, Fundraising etc.)	30
Miscellaneous Hall Fees	30

INDEX Continued

ITEM	Page
SPORTS GROUND HIRE	
Sports Ground Use Permits	31
Soccer	31
Cricket	31
Lindisfarne Oval / Kangaroo Bay Oval	31
Miscellaneous Sports Ground Hire Fees	31
Carnivals	32
Bonds	32
Keys	32
Lighting	32
WASTE & VEHICLE TOWING	
Mornington Waste Transfer Station	33
Refuse Bins	33
Tow Away Fee	33
ROAD CLOSURE REQUESTS	34
COUNCIL PROPERTIES	35
TECHNICAL INSPECTION / WORK / INFORMATION	36
OCCUPATIONAL LICENCES	37
INFRASTRUCTURE BONDS	39
PHOTOCOPYING	40
DOCUMENT FEES	
Council Documents	41
Tender & Contract Documents	41
REPRODUCTION FEES	
Maps, Plans, LIS Map Information	42
Digital Data	42
ADDITIONAL FEES	43
COMMUNITY BUS	44
PUBLICATIONS	45

LIST OF PROPOSED FEES FOR 2016-17 FINANCIAL YEAR



Clarence City Council List of Fees Effective from 1 July 2016

PLANNING FEES						
ITEM	Unit	2016-17 Fee*	2015-16	GST Applied	% Change	Comment
Development Applications						
Preliminary assessment		No charge	No charge	NA		Free service encourages pre-application consultation and reduces design conflicts and unnecessary applications.
Category 3 - Building Work Notifiable to a Building Surveyor - Planning	per application	\$100.00	NEW	N	NEW	New fee. Changes to Building Act - will allow building surveyors to approve certain buildings - but this does not overcome need for planning compliance. Responsible building surveyors should request prior confirmation from planning that plans comply/ permit status. Differs from Prelim Assessment - dealing with final plans (not concept plans) and part of a statutory process.
Permits issued by Council for applications accompanied by private certification by an accredited person in accordance with Legislation	per hour (min charge \$120)	As prescribed in legislation	As prescribed in Legislation	Y		
Advertising & Notification Fee (req for discretionary applications only)	per application	\$300.00	\$270.00	N	11.11%	Substantial increase in mail charges. If reduced mail times (1- 4 days) required, priority mail is \$1.50 each (standard \$1 and 2-6 days delivery).
Single Dwelling Assessment Fee (charged for new permitted dwellings and additions -i.e. not in General Residential Zone)	per assessment	\$220.00	\$205.00	N	7.32%	May now be permitted and may also be subject to a code, such as bushfire management plan. PD4.1 and Codes require more complex assessments.
Single Dwelling Assessment Fee (charged for new discretionary dwellings and additions)	per assessment	\$410.00	\$380.00	N	7.89%	PD4.1 and Codes require more complex assessments.
Permitted outbuildings and incidental residential structures <\$10,000 value (charged for separate applications only)	per application	\$180.00	\$175.00	N	2.86%	
Request to extend permit	per extension	\$130.00	\$115.00	N	13.04%	Requires formal admin and reporting process justifying increased fee.
Multiple Dwelling Assessment and ancillary dwellings (Charged for new dwellings & additions & conversions)	per dwelling	\$220.00 with Minimum fee \$455.00 to Maximum \$4,000	\$200.00 Minimum fee \$450.00 to Maximum \$4,000	N	10.0% 1.12%	Changes arise from PD1 interpretation changes
Permitted non residential change of use (i.e. no variations are required e.g. for car parking)	per application	\$250.00	NEW	N	NEW	New fee - reduces fee currently paid for this category from \$340. Inappropriate to link to developments, which now require more complex assessment under CIPS.

* All fees and charges inclusive of GST where applicable
(A surcharge of 0.65% applies to all credit card payments)

ITEM	Unit	2016-17 Fee*	2015-16	GST Applied	% Change	Comment
Non-residential and Community Living (based on estimated cost of works) Non residential use/ development and residential use/ development other than single, ancillary or multiple dwellings						Changes arise from PD1 interpretation changes
\$0 to \$199,999	per application	\$360.00	\$340.00	N	5.88%	CIPS assessment generally increased complexity
\$200,000 to \$499,999	per application	\$560.00	\$530.00	N	5.66%	CIPS assessment generally increased complexity
\$500,000 to \$999,999	per application	\$950.00	\$885.00	N	7.34%	CIPS assessment generally increased complexity
\$1,000,000 to \$2,999,999	per application	\$2,800.00	\$2,600.00	N	7.69%	CIPS assessment generally increased complexity
\$3M plus	per application	\$4,600.00	\$4,400.00	N	4.55%	CIPS assessment generally increased complexity
\$10M plus	per application	\$8,700.00	\$8,500.00	N	2.35%	CIPS assessment generally increased complexity
Applications requiring advertising under Historic Cultural Heritage Act 1995	per application	Standard Fee plus \$165	Standard Fee plus \$155	N	6.46%	
Cash in Lieu of providing Car Parking space on Development						
Bellerive Township	per space	\$10,000.00	\$10,000.00	N	0.00%	
Rosny Park	per space	\$12,000.00	\$12,000.00	N	0.00%	
Lindisfarne Township	per space	\$8,000.00	\$8,000.00	N	0.00%	
Richmond Township	per space	\$5,500.00	\$5,500.00	N	0.00%	
Other Areas		As determined by Council	as determined by Council	N		
Planning Scheme						
Advertising & Notification Fee (100% refunded if Council refuses to initiate and 30% refunded if amendment refused by TPC)	per amendment	\$1,200.00	\$1,145.00	N	4.80%	Increased postage costs included
Assessment Fee (excludes DA fees for S.43 applications - (\$500 refunded if amendment not certified if amendment for minor changes e.g. to a use and development standard)	per assessment	\$3,100.00	\$3,000.00	N	3.33%	
Application for an amendment under S.34(2) where the subject concerns a mistake in the like to like translation of CPS 2007 controls to the interim scheme (refunded fee if approved by TPC)	per assessment	\$1,100.00	\$1,000.00	N	10.00%	
Assessment fee for Planning Scheme amendments such as rezoning and/or changes to ordinance provisions (other than S.34(2)) (excludes DA Fees for S.43 applications & DA Component of Dispensations) (\$2,000 refunded if amendment not certified or Dispensation rejected by Council)	per assessment	\$16,150.00	\$16,000.00	N	0.94%	
TPC Costs (plus cost of any adjustments made to the fee by TPC during financial year)	per amendment	\$292.00	\$292.00	N	0.00%	

* All fees and charges inclusive of GST where applicable
(A surcharge of 0.65% applies to all credit card payments)

ITEM	Unit	2016-17 Fee*	2015-16	GST Applied	% Change	Comment
Strata Schemes						
Strata Scheme Assessment	per assessment	\$375.00	\$365.00	N	2.74%	
Reinspections where development fails first requested inspection	per inspection	\$110.00	\$100.00	N	10.00%	
Assessment and issuing of Certificate of Approval for Strata Scheme (including amendments etc.)	per new strata lot	\$180.00	\$170.00	N	5.88%	
Community Development and Staged Development Schemes Assessment (Where no DA required) - minimum fee \$210	per dwelling/tenancy	\$170.00	\$145.00	N	17.24%	
Community Development and Staged Development Schemes Amendment (Where DA required also - DA fees also apply)	per amendment	\$200.00	\$175.00	N	14.29%	
Subdivision Fees						
Advertising & Notification Fee	per subdivision	\$300.00	\$270.00	N	11.11%	Substantial increase in mail charges. If reduced mail times (max 4 days) required, priority mail is \$1.50 each.
Subdivision Application Assessment Fees						
For not more than 10 lots	per application	\$655.00	\$645.00	N	1.55%	CIPS generally imposes more complex assessments.
For 11 - 30 lots inclusive	per application	\$1,700.00	\$1,560.00	N	8.97%	CIPS generally imposes more complex assessments.
For more than 30 lots	per application	\$3,860.00	\$3,620.00	N	6.63%	CIPS generally imposes more complex assessments.
For review & approval of infrastructure plans	per application	1% of contract cost or certified construct cost - Min fee \$250	1% of contract cost or certified construct cost - Min fee \$250	N		
Request to consider amended plans, prior to expiry of Statutory approval period	per request	50% of applicable Fee	50% of applicable Fee	N	0.00%	
Checking of final plan for sealing	per assessment or stage	\$320.00	\$310.00	N	0.00%	
Request for document signing & or sealing	per assessment	\$90.00	\$90.00	N	0.00%	
Reinspections where development fails first requested inspection	per inspection	\$85.00	\$85.00	N	0.00%	
Scanning of Plans & Documentation for Development and Subdivisions Applications						
Up to 5 A4 and/or A3 pages	per page	\$2.00	\$2.00	Y	0.00%	
6 or more A4 and/or A3 pages	per page	\$2.00	\$2.00	Y	0.00%	
Up to 5 A0 and/or A1 pages	per page	\$5.50	\$5.00	Y	10.00%	
6 or more A0 and/or A1 pages	per page	\$10.00	\$10.00	Y	0.00%	
NB: this fee is not applicable to electronically lodged documentation						

* All fees and charges inclusive of GST where applicable
(A surcharge of 0.65% applies to all credit card payments)

ITEM	Unit	2016-17 Fee*	2015-16	GST Applied	% Change	Comment
Other Planning Fees						
Application for minor amendment under Section 56 or 43K LUPAA - Permitted Development Application	per application	\$130. Plus \$120 if request is for work already done without approval	\$120.00	N	8.33%	Often amendments are sought to retrospectively approve work done contrary to approved permit.
Application for minor amendment under Section 56 or 43K LUPAA - Discretionary Development Application	per application	\$190. Plus: all postage costs. Plus \$190 if request is for work already done without approval.	\$180.00	N	5.56%	Postage costs have increased and mail out to neighbours can cost up to \$500 on large properties, although typically it will be around \$10. Often amendments are sought to retrospectively approve work done contrary to approved permit.
Petitions to amend Sealed Plans - S103 Local Government (Bld & Misc. Provisions) Act. \$315 \$355 to be paid on application, balance fee of \$1,000 to be paid if hearing is to be conducted. All fees to be paid by applicant.	per application	\$1,355.00	\$1,350.00	N	0.37%	Fix anomaly between \$315 and \$350. Small increase associated with admin and postage changes.
Applications for Certificates of non-contravention of dealings - S90 LG (Bld & Misc.) Act	per application	\$375.00	\$370.00	N	1.35%	
Applications for Adhesion Orders	per application	\$290.00	\$280.00	N	3.57%	
Preparation of part 5 agreement	per agreement	\$630.00	\$620.00	N	1.61%	
Deferment-at applicant's request-of Council's consideration of applications for planning permits (Item on Agenda)	per request	\$320.00	\$320.00	N	0.00%	
Any application withdrawn prior to determination	per application	Pre advertising: 50% of the applicable fee (i.e. 50% original fee plus advertising costs refunded). Post advertising: 70% of the applicable fee (i.e. 30% of the original refunded)	Withdrawal post advertising: 50% of the applicable fee plus advertising costs (balance of original fee to be refunded). Withdrawal prior to advertising: 30% of the applicable assessment (balance of the original assessment fee and 100% of any advertising fee to be refunded)	N		Simpler language only
Any application seeking to authorise use or development already undertaken	per application	Applicable fee for the use or development plus 100% of that fee	Applicable fee for the use or development plus 100% of that fee	N		
Asset Management Fees (DA's & Subdivision)						
Follow up assessment to re-inspect works that didn't meet approval on previous inspection	per additional inspection	\$100.00	\$100.00	N	0.00%	

* All fees and charges inclusive of GST where applicable
(A surcharge of 0.65% applies to all credit card payments)



Clarence City Council List of Fees Effective from 1 July 2016

BUILDING FEES

ITEM	Unit	2016-17 Fee*	2015-16	GST Applied	% Change	Comment
Permit Authority Fees						
Building permit - Class 1a single dwellings works under \$12,000	per permit	\$206.00	\$204.00	N	0.98%	
Building permit - Class 1a single dwellings works exceeding \$12,000	per permit	\$412.00	\$408.00	N	0.98%	
Building permit - Class 10A works under \$12,000	per permit	\$103.00	\$102.00	N	0.98%	
Building permit - Class 10A works exceeding \$12,000	per permit	\$206.00	\$204.00	N	0.98%	
Building permit Multiple Dwellings	per permit	\$716.00 for 2 dwellings plus \$143.50 for each additional dwelling	\$708 for 2 dwellings plus \$142 for each additional dwelling	N	1.13% 1.06%	
Building permit Commercial Class 2-9 work under \$500,000	per permit	\$716.00	\$708.00	N	1.13%	
Building permit Commercial Class 2-9 work over \$500,000	per permit	0.031% of cost of works. Minimum \$716.00	0.031% of cost of works. Minimum \$708	N	1.13%	
Levy: prescribed under Part 3 of the <i>Building and Construction Industry Training Fund Act 1990</i> Applies for value of work more than \$12,000	per permit	0.2% of estimated cost of works e.g. for \$100,000 works Levy = \$200	0.2% of estimated cost of works e.g. for \$100,000 works Levy = \$200	N	0.00%	
Levy: payable under Section 270 of the <i>Building Act 2000</i> Applies for value of work \$12,000 or more	per permit	0.1% of estimated cost of works E.g. For \$100,000 works Levy = \$100	0.1% of estimated cost of works E.g. For \$100,000 works Levy = \$100	N	0.00%	
Extension of Time to Building / Plumbing Permit	per permit	\$116.00	\$115.00	N	0.87%	
Certificate of Completion	per permit	\$59.00	\$58.00	N	1.72%	
Sealing of Services (carried out by Council)	per permit	\$160.00	\$158.00	N	1.27%	
Amendment Fee (Re-assessment)	per permit	\$185.00	\$183.00	N	1.09%	
Infringement Notices		In accordance with Schedule 4 of the Building Regulations	In accordance with Schedule 4 of the Building Regulations	N		
Temporary Occupancy Permit	per permit	\$118.00	\$117.00	N	0.85%	

* All fees and charges inclusive of GST where applicable
(A surcharge of 0.65% applies to all credit card payments)

ITEM	Unit	2016-17 Fee*	2015-16	GST Applied	% Change	Comment
Other Building Fees						
Infrastructure Protection Bond (All new dwellings, commercial buildings & substantial additions) Applies to urban areas and Richmond only		Please refer to "Infrastructure Bonds" section of Fees Schedule	Please refer to "Infrastructure Bonds" section of Fees Schedule	N		
Permit to proceed (following illegal works notice). This fee is in addition to the normal building fee	per permit	\$283.00	\$280.00	N	1.07%	
Permit of Substantial Compliance (Processing & Issue). This fee is in addition to the normal building fee	per permit	\$283.00	\$280.00	N	1.07%	
Build over easement request/assessment fee	per request	\$78.00	\$77.00	N	1.30%	
Building Certificate - Class 1 and 10	per application	\$950.00 Inspection and \$530.00 each subsequent inspection	\$940 Inspection and \$525 each subsequent inspection	N	1.07% 0.96%	
Building Certificate - Commercial and Industrial	per application	\$1,804 Inspection and \$530.00 each subsequent inspection	\$1,785 Inspection and \$525 each subsequent inspection	N	1.07% 0.96%	
Any application withdrawn prior to issue of permit	per application	50% of permit fee (balance of original fee to be refunded)	50% of permit fee (balance of original fee to be refunded)	N	0.00%	
Hard copy paper print of permit and plans up to (A3) in size	per page	\$2.80	\$2.80	N	0.00%	
Hard copy paper print of permit and plans over (A3) in size	per page	\$15.00	\$15.00	N	0.00%	
Plumbing Applications						
Plumbing fees specifically relating to the installation of retro-fit rainwater tanks (only) will be waived		\$0.00	\$0.00	NA	0.00%	
Plumbing Permit - Stand Alone	per application	\$55.00	\$54.00	N	1.85%	
General Inspection - Plumbing Stand Alone	per application	\$87.00	\$86.00	N	1.16%	
Dwellings, Flats & Outbuildings						
Plumbing Permit - Residential & Certificate of Completion	per permit	\$212.00	\$210.00	N	0.95%	
Plumbing Permit Class 10A - Stormwater Only & Certificate of Completion	per permit	\$238.00	\$235.00	N	1.28%	
Plumbing Permit Residential Class 1A and/or Class 10A with fixtures	per permit	\$212.00	\$210.00	N	0.95%	
Plumbing Permit - Lauderdale connection to sewer system only	per permit	\$71.00	\$70.00	N	1.43%	
Special Plumbing Permits non-trade waste (excluding on site systems)	per permit	\$62.00	\$61.00	N	1.64%	
Special Plumbing Permit Assessment Fee	per assessment	\$132.00	\$130.00	N	1.54%	
Residential Sanitary Plumbing Inspection Assessment Fee	per inspection, per dwelling/unit	\$195.00 for each dwelling. Unit developments - \$195.00 for each unit	\$193 for each dwelling. Unit developments - \$193 for each unit	N	1.04%	Changed wording
Residential Stormwater Inspection Assessment Fee	per inspection, per dwelling/unit	\$118.00 for each dwelling. Unit developments - \$118.00 for each unit	\$117 for each dwelling. Unit developments - \$117 for each unit	N	0.86%	Changed wording
General Inspection Fee (Chargeable on all plumbing permits with sanitary fixtures and/or per unit in unit developments)	per inspection, per dwelling/unit	\$237.00 for each dwelling. Unit developments - \$237.00 for each unit	\$235 for each dwelling. Unit developments - \$235 for each unit	N	0.86%	
Amended permit	each	\$152.00	\$150.00	N	1.33%	

* All fees and charges inclusive of GST where applicable
(A surcharge of 0.65% applies to all credit card payments)

ITEM	Unit	2016-17 Fee*	2015-16	GST Applied	% Change	Comment
Commercial Buildings						
Plumbing Permit Commercial Class 2-9 work under \$500,000	per permit	\$238.00	\$235.00	N	1.28%	
Plumbing Permit Commercial Class 2-9 work over \$500,000	per permit	0.031% of cost of works. Minimum \$238.00	0.031% of cost of works. Minimum \$235	N	1.28%	
Commercial Sanitary Inspection Assessment Fee	per permit	\$248.00	\$245.00	N	1.22%	Changed wording
Commercial Stormwater Inspection Assessment Fee	per permit	\$123.00	\$122.00	N	0.82%	Changed wording
General Inspection Fee	per permit	\$238.00	\$235.00	N	1.28%	
Amended permit	per permit	\$151.00	\$150.00	N	0.67%	
Plumbing Permit - connection of water tank in serviced urban and rural residential areas	per permit	\$27.50	\$27.00	N	1.85%	
Trade waste assessment and agreements connection to Stormwater - ANNUAL FEE	per year	\$238.00	\$235.00	N	1.28%	
Other Plumbing Fees						
Copy Sewerage House Connection Plans	per set of plans	\$24.00	\$24.00	Y	0.00%	
Any application withdrawn prior to issue of permit	per application	50% of permit fee (balance of original fee to be refunded)	50% of permit fee (balance of original fee to be refunded)	N	0.00%	
Annual registration fee for tempering valves	per year	\$51.00	\$50.00	N	2.00%	
Annual registration fee for backflow device	per year	\$51.00	\$50.00	N	2.00%	
Stormwater Connection Fee (Urban Drainage Act Clause 19)						
Urban Drainage Act Clause 19 Connection Fee being for the connection to the public stormwater system located in adjacent road reserve	per connection	\$1,358.00	\$1,340.00	N	1.34%	
Urban Drainage Act Clause 19 Connection Fee being for the connection to the public stormwater system located in an adjacent property, including public and private land	per connection	\$658.00	\$650.00	N	1.23%	
Urban Drainage Act Clause 19 Extension Fee for each metre by which the Public Stormwater System has to be extended to meet the connection point	per metre	\$223.00	\$220.00	N	1.36%	
Seepage Investigations - Groundwater						
Initial Inspection and Dye Testing	each	\$108.00	\$107.00	Y	0.93%	
Further request for investigation of groundwater. Fee refunded if Council infrastructure at fault. Additional time charged at hourly rate.	per investigation	\$323.00 minimum charge + \$103.00 per hour on the job charge to nearest 15 minutes	\$320 minimum charge + \$102 per hour on the job charge to nearest 15 minutes	Y	0.94% 0.98%	

* All fees and charges inclusive of GST where applicable
(A surcharge of 0.65% applies to all credit card payments)



Clarence City Council List of Fees Effective from 1 July 2016

HEALTH - LICENCE, PERMIT and NOTICE FEES

ITEM	Unit	2016-17 Fee*	2015-16	GST Applied	% Change	Comment
Place of Assembly Fees - permanent structures/regular public events						
Application fee to licence new premises	per application	\$85.00	\$84.00	N	1.19%	
Application for annual renewal of a licence	per application	\$85.00	\$84.00	N	1.19%	
Swimming Pools - annual licence fee, follow up inspections including water sampling as part of conditions of approval	per year + per inspection/- sample		\$84.00 + \$84.00 per inspection/water sample	N		Delete - there is no longer a swimming pool licence
Place of Assembly Fees - temporary structures/irregular and once off public events						
Application & licence fee for charities (exemption from fees)		Exempt from fees	Exempt from Fees			
Application & Licence Fee (issued for limited period specified)	per specified period	\$85.00	\$84.00	N	1.19%	
Follow up inspections and/or sampling as part of conditions of approval	per inspection /sample	\$85.00	\$84.00	N	1.19%	
Registrations, Permits Under the Public Health Act						New heading for clarity
Public Health Risk Activity (acupuncture, tattooing, ear/body piercing)	per premises + per person	Registration of Premises \$85.00 + Licence Fee \$32.50 per person	Registration of Premises \$84.00 + Licence Fee \$32.00 per person	N	1.19% 1.57%	
Permit for burial of human remains on private land	per permit	\$184.00	\$182.00	N	1.10%	
Cooling tower registration	per tower	\$85.00	\$84.00	N	1.19%	
Registration of a regulated system	per registration	\$85.00	\$84.00	N	1.19%	
Registration of Private Water Supplier	per registration	\$85.00	\$84.00	N	1.19%	
Water Carting Annual Permit - testing & inspection of vehicle used for the sale and cartage of potable water	per permit + each additional vehicle	Annual Permit - \$40.00 per vehicle	\$182.00 + \$100.00 each additional vehicle	N		Changed fee structure see below
Water Carting Random Sampling	per sample	\$150 per vehicle	NEW			Changed fee structure see above
Environmental Protection Notices						New heading for clarity
Environmental Protection Notices - investigation, issuing and management charges	per hour or part thereof	\$85.00	\$84.00	N	1.19%	

* All fees and charges inclusive of GST where applicable
(A surcharge of 0.65% applies to all credit card payments)

ITEM	Unit	2016-17 Fee*	2015-16	GST Applied	% Change	Comment
Food Premises Fees Food Business Registration						
Food Premises Registration Licences apply per financial year and will be charged on a 3 monthly pro-rata basis for part-year applications						
Risk Assessment - Numbers of Food Handlers 1 - 5			Payment received by 31 May	Payment received by 31 May		
Category A (Commercial) - 6 inspections	per year	\$616.80	\$609.60	N	1.18%	
Category B (Commercial) - 3 inspections	per year	\$308.40	\$304.80	N	1.18%	
Category C (Commercial) - 2 inspections	per year	\$205.60	\$203.20	N	1.18%	
Category CV (Voluntary Organisation) - 1 inspection	per year	\$102.80	\$101.60	N	1.18%	
Category D (Commercial) - 1 inspection	per year	\$102.80	\$101.60	N	1.18%	
Category DV (Voluntary Organisation)	per year	\$31.00	\$30.68	N	1.04%	
Category DN (Notification)	per year	\$31.00	\$30.68	N	1.04%	
Category X (Non Profit Organisation)		Exempt from Fees	Exempt from Fees			
Risk Assessment - Numbers of Food Handlers 1 - 5			Payment received after 31 May	Payment received after 31 May		
Category A (Commercial) - 6 inspections	per year	\$771.00	\$762.00	N	1.18%	
Category B (Commercial) - 3 inspections	per year	\$385.50	\$381.00	N	1.18%	
Category C (Commercial) - 2 inspections	per year	\$257.00	\$254.00	N	1.18%	
Category CV (Voluntary Organisation) - 1 inspection	per year	\$128.50	\$127.00	N	1.18%	
Category D (Commercial) - 1 inspection	per year	\$128.50	\$127.00	N	1.18%	
Category DV (Voluntary Organisation)	per year	\$38.75	\$38.35	N	1.04%	
Category DN (Notification)	per year	\$38.75	\$38.35	N	1.04%	
Category X (Non Profit Organisation)		Exempt from Fees	Exempt from Fees			
Risk Assessment - Numbers of Food Handlers 6 - 10			Payment received by 31 May	Payment received by 31 May		
Category A (Commercial) - 6 inspections	per year	\$925.20	\$914.40	N	1.18%	
Category B (Commercial) - 3 inspections	per year	\$462.60	\$457.20	N	1.18%	
Category C (Commercial) - 2 inspections	per year	\$308.40	\$304.80	N	1.18%	
Category CV (Voluntary Organisation) - 1 inspection	per year	\$102.80	\$101.60	N	1.18%	
Category D (Commercial) - 1 inspection	per year	\$102.80	\$101.60	N	1.18%	
Category DV (Voluntary Organisation)	per year	\$31.00	\$30.68	N	1.04%	
Category DN (Notification)	per year	\$31.00	\$30.68	N	1.04%	
Category X (Non Profit Organisation)		Exempt from Fees	Exempt from Fees			
Risk Assessment - Numbers of Food Handlers 6 - 10			Payment received after 31 May	Payment received after 31 May		
Category A (Commercial) - 6 inspections	per year	\$1,156.50	\$1,143.00	N	1.18%	
Category B (Commercial) - 3 inspections	per year	\$578.20	\$571.50	N	1.17%	
Category C (Commercial) - 2 inspections	per year	\$385.50	\$381.00	N	1.18%	
Category CV (Voluntary Organisation) - 1 inspection	per year	\$128.50	\$127.00	N	1.18%	
Category D (Commercial) - 1 inspection	per year	\$128.50	\$127.00	N	1.18%	
Category DV (Voluntary Organisation)	per year	\$38.75	\$38.35	N	1.04%	
Category DN (Notification)	per year	\$38.75	\$38.35	N	1.04%	
Category X (Non Profit Organisation)		Exempt from Fees	Exempt from Fees			

* All fees and charges inclusive of GST where applicable
(A surcharge of 0.65% applies to all credit card payments)

ITEM	Unit	2016-17 Fee*	2015-16	GST Applied	% Change	Comment
Risk Assessment - Numbers of Food Handlers 11+		Payment received by 31 May	Payment received by 31 May			
Category A (Commercial) - 6 inspections	per year	\$1,233.60	\$1,219.20	N	1.18%	
Category B (Commercial) - 3 inspections	per year	\$616.80	\$609.60	N	1.18%	
Category C (Commercial) - 2 inspections	per year	\$411.20	\$406.40	N	1.18%	
Category CV (Voluntary Organisation) - 1 inspection	per year	\$102.80	\$101.60	N	1.18%	
Category D (Commercial) - 1 inspection	per year	\$102.80	\$101.60	N	1.18%	
Category DV (Voluntary Organisation)	per year	\$31.00	\$30.68	N	1.04%	
Category DN (Notification)	per year	\$31.00	\$30.68	N	1.04%	
Category X (Non Profit Organisation)		Exempt from Fees	Exempt from Fees			
Risk Assessment - Numbers of Food Handlers 11+		Payment received after 31 May	Payment received after 31 May			
Category A (Commercial) - 6 inspections	per year	\$1,542.00	\$1,524.00	N	1.18%	
Category B (Commercial) - 3 inspections	per year	\$771.00	\$762.00	N	1.18%	
Category C (Commercial) - 2 inspections	per year	\$514.00	\$508.00	N	1.18%	
Category CV (Voluntary Organisation) - 1 inspection	per year	\$128.50	\$127.00	N	1.18%	
Category D (Commercial) - 1 inspection	per year	\$128.50	\$127.00	N	1.18%	
Category DV (Voluntary Organisation)	per year	\$38.75	\$38.35	N	1.04%	
Category DN (Notification)	per year	\$38.75	\$38.35	N	1.04%	
Category X (Non Profit Organisation)		Exempt from Fees	Exempt from Fees			
Mobile/ Food Vans Food Premises Fees						
Category D - Mobile Food (Tent/Stall/Trailer)	per year	\$128.50 for 12 months		N	NEW	NEW - New legislation allows for yearly charge
Category D - Food Van	per year	\$128.50 for 12 months		N	NEW	NEW - New legislation allows for yearly charge
Category D - Mobile Food (Tent/Stall/Trailer) & Food Van (Non Profit Organisation)	per year	Exempt from Fees		N	NEW	NEW - New legislation allows for yearly charge
				N		
Category C - Mobile Food (Tent/Stall/Trailer)	per year	\$257.00 for 12 months		N	NEW	NEW - New legislation allows for yearly charge - Higher Risk category
Category C - Food Van	per year	\$257.00 for 12 months		N	NEW	NEW - New legislation allows for yearly charge - Higher Risk category
Category C - Mobile Food (Tent/Stall/Trailer) & Food Van (Non Profit Organisation)	per year	Exempt from Fees		N	NEW	NEW - New legislation allows for yearly charge - Higher Risk category
Temporary Food Premises Fees						
Food Stalls/Trailers: Raising money for charity		Exempt from Fees	Exempt from Fees	N		
Food Stalls/Trailers: Commercial or for profit activity - up to 3 days	per event	\$30.00	\$30.00	N	0.00%	
Food Stalls/Trailers: Commercial or for profit activity - 6 month permit	per 6 months	\$76.00	\$75.00	N	1.33%	
Food Stalls/Trailers: Commercial or for profit activity - 12 month permit	per 12 months	\$128.50	\$127.00	N	1.18%	

* All fees and charges inclusive of GST where applicable
(A surcharge of 0.65% applies to all credit card payments)

ITEM	Unit	2016-17 Fee*	2015-16	GST Applied	% Change	Comment
Food Premises Other						
New heading						
Inspection & Certification of Food Transport Vehicles	per inspection	\$85.00 + travel if required at \$85.00 per hour / part thereof	\$84.00 + travel if required at \$84.00 per hour / part thereof	N	1.19%	
Food Premises - Pre-purchase Inspection	per inspection per hour or part thereof	\$85.00	\$84.00	Y	1.19%	
Improvement Notices or Prohibition Orders - investigation, issuing & management charges per hour	per hour	\$85.00	\$84.00	N	1.19%	
Application for report of likely compliance - new food premises (form 49)	per application per hour or part thereof	\$124.00 per application + \$85.00 per hour / part thereof for assessment fees	\$123.00 per application + \$84.00 per hour / part thereof for assessment fees	N	0.82% 1.19%	
EHO Occupancy Report (Form 50)	per inspection per hour or part thereof	\$124.00 per application + \$85.00 per hour / part thereof for assessment fees	\$123.00 per application + \$84.00 per hour / part thereof for assessment fees	N	0.82% 1.19%	
On-site Wastewater Disposal Systems						
Application - special plumbing permit (septic tank application)	per application	\$205.00	\$203.00	N	0.99%	
Application for special plumbing permit (septic tank application) - Commercial	per application	\$486.00 + \$85.00 per hr/part thereof	\$482.00 + \$84.00 per hr/part thereof	N	0.83% 1.19%	
Amended Applications	per application	\$102.50	\$202.00	N	-49.26%	Combined with Variation to Existing Permit below. Now half charge for both
Subsequent Inspection per hour or part thereof	per hour or part thereof	\$85.00	\$84.00	N	1.19%	
Variation to Existing Permit	per permit		\$102.00	N		DELETE - Combined with Amended Applications above. Now half charge for both
On-site Wastewater Disposal Systems - Other						
New heading						
Extension to Permit	per permit	\$50.00	\$49.50	N	1.01%	
Management, Maintenance, Monitoring & Auditing of onsite waster water systems		Cost + \$50.00 administration charge		Y		NEW - Charge for non-compliance of permit when AWTS is not maintained
Hard Copy - Paper Print of Permit and Plans - Up to A3 in size	per page	\$3.00	\$2.80	Y	7.14%	
Hard Copy - Paper Print of Permit and Plans - Over A3 in size	per page	\$12.50	\$12.20	Y	2.46%	
Immunisation Fees						
(Items do not attract GST)						
Flu Vaccine - Influvac	each		\$20.00	N		DELETE - Only available for vulnerable people. No longer available to general public through Council clinic
Boostrix (DTpa)	each	\$45.00	\$45.00	N	0.00%	

* All fees and charges inclusive of GST where applicable
(A surcharge of 0.65% applies to all credit card payments)

ITEM	Unit	2016-17 Fee*	2015-16	GST Applied	% Change	Comment
Sharps Containers						
Medical Patients				NA		
1.4 litre container	each	\$7.20	\$7.20	Y	0.00%	
3 litre container	each	\$12.00	\$12.00	Y	0.00%	
6 litre container	each	\$15.50	\$15.50	Y	0.00%	
Sharps Collection Fee - Commercial Only	per litre or part thereof	\$2.55 per litre (or part thereof) if waste taken to Council; \$2.55 per litre plus \$80.00 collection fee for Council to collect	\$2.55 per litre (or part thereof) if waste taken to Council; \$2.55 per litre plus \$80.00 collection fee for Council to collect	Y	0.00%	
Miscellaneous						
Food Probe Thermometers	each	\$25.00	\$25.00	Y	0.00%	
Food Training Packages	each	\$20.00	\$20.00	Y	0.00%	
Alcohol Swabs	each	\$8.00	\$8.00	Y	0.00%	
Testing and Sampling Fees						
Testing of Natural, Environmental and Effluent	per sample	\$96.00	\$95.00	y	1.05%	
Sampling Fees: Bacteriological	per sample	\$96.00	\$95.00	Y	1.05%	
Sampling Fees: Private Water Supplies	per sample + per hour	\$52.00 per sample + \$85.00 per hour / part thereof	\$51.00 per sample + \$84.00 per hour / part thereof	Y	1.96% 1.19%	
Testing & inspection for water quality in Public Pools, payable by Public Pool Operator	per sample + per hour	\$101.00 per sample + \$85.00 per hour / part thereof	\$100.00 per sample + \$84.00 per hour / part thereof	Y	1.00% 1.19%	

* All fees and charges inclusive of GST where applicable
(A surcharge of 0.65% applies to all credit card payments)



Clarence City Council List of Fees Effective from 1 July 2016

ABATEMENT FEES

ITEM	Unit	2016-17 Fee*	2015-16	GST Applied	% Change	Comment
Abatement Action	per notice	\$285.00	\$280.00	N	1.79%	
Impounding fee for illegal agistment on Council Land	per day	\$165.00	\$165.00	N	0.00%	
Request for Withdrawal of Summons	per request	\$40.00	\$40.00	N	0.00%	

* All fees and charges inclusive of GST where applicable
(A surcharge of 0.65% applies to all credit card payments)



Clarence City Council List of Fees Effective from 1 July 2016

ANIMAL CONTROL

ITEM	Unit	2016-17 Fee*	2015-16	GST Applied	% Change	Comment
Dog Complaints						
Dog Complaint Fee	each	\$70.00	\$70.00	N	0.00%	
Dog Registrations						
Early Discount Rate - payment by 31st July 2016						
Entire Dog	per year	\$100.00	\$97.00	N	3.09%	
De-sexed Dog	per year	\$26.50	\$25.60	N	3.52%	
Pure Bred	per year	\$37.00	\$35.80	N	3.35%	
Greyhound	per year	\$37.00	\$35.80	N	3.35%	
Pension Discount	per year	20% off applicable fee	20% off applicable fee	N		
Pensioner rate for dogs registered prior to 1 July 03	per year	\$20.20	\$19.50	N	3.59%	
Working Dog	per year	\$37.00	\$35.80	N	3.35%	
Dangerous Dog declared prior to 1 December 2015 (no discount)	per year	\$525.00	\$510.00	N	2.94%	
Dangerous Dog declared after 1 December 2015 (no discount)	per year	\$1,050.00	NEW	N		NEW
Guard Dog (no discount)	per year	\$210.00	\$204.00	N	2.94%	
Guide Dog/Hearing Dog		No Charge	No Charge			
Accredited Assistance Dog		No Charge	NEW			NEW
Full Fee - payment After 31st July 2016						
Entire Dog	per year	\$105.00	\$102.00	N	2.94%	
De-sexed Dog	per year	\$31.50	\$30.60	N	2.94%	
Pure Bred	per year	\$42.00	\$40.80	N	2.94%	
Greyhound	per year	\$42.00	\$40.80	N	2.94%	
Pension Discount	per year	20% off applicable fee	20% off applicable fee	N		
Pensioner rate for dogs registered prior to 1 July 03	per year	\$25.20	\$24.50	N	2.86%	
Working Dog	per year	\$42.00	\$40.80	N	2.94%	
Dangerous Dog declared prior to 1 July 2015	per year	\$525.00	\$510.00	N	2.94%	
Dangerous Dog declared after 1 July 2015 (no discount)	per year	\$1,050.00	NEW	N		NEW
Guard Dog	per year	\$210.00	\$204.00	N	2.94%	
Guide Dog/Hearing Dog		No Charge	No Charge			
Accredited Assistance Dog		No Charge	NEW			NEW

* All fees and charges inclusive of GST where applicable
(A surcharge of 0.65% applies to all credit card payments)

ITEM	Unit	2016-17 Fee*	2015-16	GST Applied	% Change	Comment
Dog turned 6 months since 1 Jan 17 - 50% discount of full rate (does not apply to dangerous and guard dogs)						
Entire Dog	up to 30 June	\$52.50	\$51.00	N	2.94%	
De-sexed	up to 30 June	\$15.75	\$15.30	N	2.94%	
Pure Bred	up to 30 June	\$21.00	\$20.40	N	2.94%	
Greyhound	up to 30 June	\$21.00	\$20.40	N	2.94%	
Pension Discount	up to 30 June	20% off applicable fee	20% off applicable fee	N		
Working Dog	up to 30 June	\$21.00	\$20.40	N	2.94%	
Guide/Hearing Dog		No Charge	No Charge			
Accredited Assistance Dog		No Charge	NEW			NEW
Registration Fees - after 31st December						
Registration after 31st December due to detection by Ranger that dog is unregistered or collection from dogs' home - Full fee to apply						
Entire Dog	up to 30 June	\$105.00	\$102.00	N	2.94%	
De-sexed	up to 30 June	\$31.50	\$30.60	N	2.94%	
Pure Bred	up to 30 June	\$42.00	\$40.80	N	2.94%	
Greyhound	up to 30 June	\$42.00	\$40.80	N	2.94%	
Pension Discount	up to 30 June	20% off applicable fee	20% off applicable fee	N		
Working Dog	up to 30 June	\$42.00	\$40.80	N	2.94%	
Guard Dog	up to 30 June	\$210.00	\$204.00	N	2.94%	
Guide/Hearing Dog		No Charge	No Charge			
Accredited Assistance Dog		No Charge	NEW			NEW
Refunds & Reimbursements						
Death of Dog						
On receipt of Certificate of Euthanasia from recognised veterinary clinic or statutory declaration. Refunds are only to apply if application is made in the same financial year as registration has been paid						
Refund Amount for Deceased Dogs						
Dog Deceased within 3 months of registration	each	75% refund of registration fee paid	75% refund of registration fee paid	N		
Dog Deceased after 3 months and within 6 months of date of registration	each	50% refund of registration fee paid	50% refund of registration fee paid	N		
Dog Deceased after 6 months and within 9 months of date of registration	each	25% refund of registration fee paid	25% refund of registration fee paid	N		
Dog deceased after 9 months of registration		No Refund	No Refund			
De-sexed Dogs						
Discount applies to difference between entire fee paid and de-sexed fee						

* All fees and charges inclusive of GST where applicable
(A surcharge of 0.65% applies to all credit card payments)

ITEM	Unit	2016-17 Fee*	2015-16	GST Applied	% Change	Comment
Refund Amount for Entire Dog being de-sexed						
Animal de-sexed within 3 months of registration	each	75% refund of registration fee paid	75% refund of registration fee paid	N		
Animal de-sexed after 3 months & within 6 months of registration	each	50% refund of registration fee paid	50% refund of registration fee paid	N		
Animal de-sexed after 6 months & within 9 months of registration	each	25% refund of registration fee paid	25% refund of registration fee paid	N		
Animal de-sexed after 9 months of registration		No Refund	No Refund			
Attendance at Obedience Course						
Evidence to be provided that dog has satisfactorily completed obedience course run by an accredited officer (for the present the Tasmanian Canine Defence Association).						
Only one discount per dog per financial year. Discount applies for one year only.						
Grade 1- Beginner Puppy Stage - 8 week course	each		30%	N		DELETE - Changes adopted in Dog Management Policy
Grade 2 - All on-lead training - 12 week course	each		40%	N		DELETE - Changes adopted in Dog Management Policy
Grade 3	each	25%	70%	N	-64.29%	Changes adopted in Dog Management Policy
Grade 4	each	50%	80%	N	-37.50%	Changes adopted in Dog Management Policy
Trained Dog	each	50% for the life of the dog	50% for the life of the dog	N	0.00%	
Dog Adopted from Dogs' Home or RSPCA or GAP (Greyhound Adoption Program)						
To apply until new registration year only		No Charge	No Charge	N		
Other Dog Fees						
Citronella Spray	each		\$20.00	Y		DELETE - Anti-barking collars cheap to buy privately. No longer necessary to hire
Anti Barking Collars - \$50 bond is GST free unless Bond is forfeited	per week + deposit		\$15.00 per week + \$50.00 deposit	Y/N		DELETE - Anti-barking collars cheap to buy privately. No longer necessary to hire
Battery for collar	each		\$10.00	Y		DELETE - Anti-barking collars cheap to buy privately. No longer necessary to hire
Replacement of Lost Tag	each	\$5.00	\$5.00	N	0.00%	
Dangerous dog collar	each	Sml / Med \$50.00; Lge /ExLge \$60.	Sml / Med \$50.00; Lge /ExLge \$60.	Y	0.00%	
Dangerous dog sign	each	\$75.00	\$75.00	Y	0.00%	
Release Fee from Dogs Home	each	\$70.00	\$65.00	N	7.69%	Southern Pound Councils liaison committee change agreed March 16
Kennel Licence (Prescribed)						
Application Fee	per application	\$105.00	\$102.00	N	2.94%	
Advertising Fee for New Kennel Application	per application	\$130.00	NEW	N		NEW
Renewal	per year	\$105.00	\$102.00	N	2.94%	
Early Payment Fee	per year	\$84.00	\$71.40	N	17.65%	Change from 30% reduction to 20% reduction

* All fees and charges inclusive of GST where applicable
(A surcharge of 0.65% applies to all credit card payments)



Clarence City Council List of Fees Effective from 1 July 2016

PERMITS, EVENTS, STAGE HIRE, USE OF PUBLIC PLACES

ITEM	Unit	2016-17 Fee*	2015-16	GST Applied	% Change	Comments
Permits - Use of Public Places						New heading to assist with clarity
Business Permits - Commercial Use	per event	\$610.00	\$601.80	N	1.36%	
Busking Permit (Bellerive Boardwalk Only)	per year	\$45.50	\$44.90	N	1.34%	
Recreational Permit Commercial instructors permit for operating on Council land	per year	\$81.05	\$80.00	N	1.31%	
Business Permit Parking Fee - Bellerive Car Parking Space Bellerive - Commercial Only	per vehicle per month	\$120.00	\$120.00	Y	0.00%	
Temporary Stalls for Council Events ♦						
All locations - Charitable Stall		Exempt from fees		Y		Discretionary fee, field was blank in past years
All locations - Non Charitable Stall	1 day	\$200.00	\$183.50	Y	8.99%	In keeping with market rates and standard fees at other festivals
All locations - Non Charitable Stall	2 days	\$270.00	\$263.00	Y	2.66%	In keeping with market rates and standard fees at other festivals
All locations - Non Charitable Stall	3 days	\$320.00	\$306.00	Y	4.58%	In keeping with market rates and standard fees at other festivals
♦ Includes Temporary food licence						
Public Place Hire Fees (NFP, Fundraising etc.)						
Not for Profit, Community, Charity, Fund Raiser in an outdoor public place (at discretion of General Manager)	per event	\$50.65	\$50.00	Y	1.30%	
Not for Profit, Community, Charity, Fund Raiser event in an indoor facility (at discretion of the relevant Management Committee or General Manager)	per event	50% of relevant schedule hire fee	50% of relevant schedule hire fee	Y	0.00%	
Not for Profit, Community, Charity, Fund Raiser use of meeting space (at discretion of the relevant Management Committee or General Manager)	per event	75% of relevant schedule hire fee	75% of relevant schedule hire fee	Y	0.00%	
Civic Ceremonies Only NB: No receptions to be held on reserves (including beaches) under Council control						
Boardwalk Stage (fees specified below)	see below	see below		Y		New line (Boardwalk Stage hire fees moved under Boardwalk Stage heading below)
All other locations	per ceremony	\$57.90	\$57.10	Y	1.40%	

* All fees and charges inclusive of GST where applicable
(A surcharge of 0.65% applies to all credit card payments)

ITEM	Unit	2016-17 Fee*	2015-16	GST Applied	% Change	Comment
Boardwalk Stage Miscellaneous Fees (mooring in excess of 4 hours not permitted)						
Boardwalk Stage - no side curtains (including civic ceremonies)	per event, or per day, or part thereof	\$98.20	\$96.90	Y	1.34%	Moved from Civic Ceremonies above
Boardwalk Stage - with side curtains (including civic ceremonies)	per event, or per day, or part thereof	\$403.00	\$397.80	Y	1.31%	Moved from Civic Ceremonies above
Boardwalk and/or Stage Power Supply	per event, or per day, or part thereof	\$22.20	\$21.90	Y	1.37%	
Simmons Park Stage						
Stage	per day or part thereof	\$98.20	NEW	Y		Fee as per Boardwalk Stage without Curtains
Stage Power Supply	per event, or per day, or part thereof	\$22.20	NEW	Y		Fee as per Boardwalk Stage without Curtains
Charles Hand Park Stage & Skate Park						
Skate Park Stage Only	per day or part thereof	\$98.20	NEW	Y		Propose Fee as per Boardwalk Stage without Curtains
Stage Power Supply	per event, or per day, or part thereof	\$22.20	NEW	Y		Fee as per Boardwalk Stage without Curtains
Skate Park (whole facility including stage - Hirer is responsible for providing own security and notifying Tasmania Police of any event)	fixed fee	\$208.08 + \$34.70 per Hour	NEW	Y		Fee is as per hire of Sports Ground for the conduct of a school carnival. Hourly rate will encourage event organisers to keep the park open for as long as possible
Bond - For Skate Park Only (GST only applies on forfeiture of deposit)	fixed fee	\$200.00	NEW	N		Consistent with hire of Skate Parks
Miscellaneous Fees for activities on Council Land						
Boot Camp, Fitness Activities & Dog Obedience on Council Reserves (for use of sports grounds for fitness activities please refer to Ground Hire section)	per hour	\$12.05	\$11.90	Y	1.26%	NEW heading to separate miscellaneous fees from Boardwalk fees Moved from Sports Grounds Fees. New fee created for fitness activities where Ground Hire is necessary
Other Public Place Fees						
Consumption of Liquor on Council Reserves (to be approved by MCS)	per application	\$61.80	\$61.00	N	1.31%	
Notation on Licensing Board Permit applications on Council premises (to be signed by CS EOGM or MHS)	each	\$25.30	\$25.00	N	1.20%	
Request for Notation on Licensing Board Permit for non Council properties (to be signed by CS EOGM or MHS)	each	\$31.90	\$31.50	N	1.27%	
Note: These charges do not include items such as portable toilets, litter bins & skips or additional items that may be required by permit applicant						

* All fees and charges inclusive of GST where applicable
(A surcharge of 0.65% applies to all credit card payments)



Clarence City Council List of Fees Effective from 1 July 2016

CHILD CARE

ITEM	Unit	2015-16 Fee*	2014-15	GST Applied	% Change	Comment
Family Day Care						
Educator Levy	per week	\$25.00	\$22.00	N	13.64%	More user pay due to decreased federal funding
Administration levy						
Per child	per week	\$7.50 per week plus 10 cents per hour, per child up to 2 children in care	\$7.00	N	7.15% +	
Play session levy	per session	\$9.00	\$8.00	N	12.50%	More user pay due to decreased federal funding
Rosny Child Care						
		Jul 16 to Dec 16 Fee*	Jan 16 to Jun 16			
Fee Schedule July - December 2016						
Discounted rate offered to families who use at least 5 days child care in one week	per child per day	\$81.65	\$79.35	N	2.90%	
Daily	per child per day	\$95.50	\$92.25	N	3.52%	
Morning Session	per child per session	\$58.75	\$56.75	N	3.52%	
Afternoon Session	per child per session	\$51.70	\$49.90	N	3.61%	
A late fee is charged for children collected after 5.45 pm		\$20.00	\$20.00	N	0.00%	
Rosny Child Care						
		Jan 17 to Jun 17 Fee*	Jul 16 to Dec 16			
Fee Schedule January - June 2017						
Discounted rate offered to families who use at least 5 days child care in one week	per child per day	\$82.90	\$81.65	N	1.53%	
Daily	per child per day	\$97.00	\$95.50	N	1.57%	
Morning Session	per child per session	\$59.70	\$58.75	N	1.62%	
Afternoon Session	per child per session	\$52.50	\$51.70	N	1.55%	
A late fee is charged for children collected after 5.45 pm		\$20.00	\$20.00	N	0.00%	

* All fees and charges inclusive of GST where applicable
(A surcharge of 0.65% applies to all credit card payments)



Clarence City Council List of Fees Effective from 1 July 2016

ITEM	Unit	2015-16 Fee*	2014-15	GST Applied	% Change	Comment
Outside School Hours Care General Fees - applies to all categories of care listed below						
						NEW section
July to December 2016						
New Families Admission	per family	\$15.00	\$15.15 or \$15.30	N	-1% or -2%	Condensed from each section to one line
Late Payment on accounts	per account	\$30.60	\$30.30 or \$30.60	N	-1% or 0%	Condensed from each section to one line
January to June 2017						
New Families Admission	per family	\$15.00	\$15.00	N	0.00%	Condensed from each section to one line
Late Payment on accounts	per account	\$30.80	\$30.60	N	0.65%	Condensed from each section to one line
After School Care						
		Jul 16 to Dec 16 Fee*	Jan 16 to Jun 16			
Permanent and Casual Bookings - 1 July to 31 December 2016						
New Families Admission	per-family		\$15.15	N		Moved to General Fees Above
After School Care	per child per session	\$25.50	\$25.25	N	0.99%	
Absence without notifying Co-ordination Unit or Centre	per child per day	\$31.00	\$30.30	N	2.31%	
Absence - Co-ordination Unit or Centre HAS been notified	per child per day	\$15.30	\$15.15	N	0.99%	
Late Collection (every 15mins after 6pm)	per child per 15 minutes	\$35.00	\$30.30	N	15.51%	Standardise the fee across all categories
Late Payment	per-account		\$30.30	N		Moved to General Fees Above
Casual Bookings	per session	\$30.00	\$28.25	N	6.19%	
After School Care						
		Jan 17 to Jun 17 Fee*	Jul 16 to Dec 16			
Permanent and Casual Bookings - 1 January to 30 June 2017						
New Families Admission	per-family			N		Moved to General Fees Above
After School Care	per child per session	\$25.75	\$25.50	N	0.98%	
Absence without notifying Co-ordination Unit or Centre	per child per day	\$32.00	\$31.00	N	3.23%	
Absence - Co-ordination Unit or Centre HAS been notified	per child per day	\$15.40	\$15.30	N	0.65%	
Late Collection (every 15mins after 6pm)	per child per 15 minutes	\$35.00	\$35.00	N	0.00%	
Late Payment	per-account			N		Moved to General Fees Above
Casual Bookings	per session	\$31.00	\$30.00	N	3.33%	

* All fees and charges inclusive of GST where applicable
(A surcharge of 0.65% applies to all credit card payments)

ITEM	Unit	2016-17 Fee*	2015-16	GST Applied	% Change	Comment
Before School Care		Jul 16 to Dec 16 Fee*		Jan 16 to Jun 16		
Permanent and Casual Bookings - 1 July to 31 December 2016						
New Families Admission	per-family		\$15.15	N		Moved to General Fees Above
Before School Care	per child per session	\$9.70	\$9.60	N	1.04%	
Absence without notifying Co-ordination Unit or Centre	per child per day	\$15.00	\$30.30	N	-50.50%	Previous charge too expensive for morning program
Absence - Co-ordination Unit or Centre HAS been notified	per child per day	\$7.15	\$7.10	N	0.70%	
Late Payment	per-account		\$30.30	N		Moved to General Fees Above
Casual Bookings	per session	\$18.00	\$15.65	N	15.02%	Industry standard charge
Before School Care						
		Jan 17 to Jun 17 Fee*		Jul 16 to Dec 16		
Permanent and Casual Bookings - 1 January to 30 June 2017						
New Families Admission	per-family			N		Moved to General Fees Above
Before School Care	per child per session	\$9.75	\$9.70	N	0.52%	
Absence without notifying Co-ordination Unit or Centre	per child per day	\$15.00	\$15.00	N	0.00%	
Absence - Co-ordination unit or Centre HAS been notified	per child per day	\$7.20	\$7.15	N	0.70%	
Late Payment	per-account			N		Moved to General Fees Above
Casual Bookings	per session	\$18.10	\$18.00	N	0.56%	
Holiday Care						
		July 16 to 20 Dec 16 Fee*		Jan 16 to Jun 16		
Permanent and Casual Bookings - 1 July to 20 December 2016						
New Families Admission	per-family		\$15.15	N		Moved to General Fees Above
Holiday Care (Includes excursion costs)	per child per day	\$65.00	\$55.50	N	17.12%	Industry standard charge
Absence without notifying Co-ordination Unit or Centre	per child per day	\$75.00	\$65.70	N	14.16%	Industry standard charge
Absence - Co-ordination unit or Centre HAS been notified	per child per day	\$65.00	\$55.50	N	17.12%	Industry standard charge
Late Collection (every 15 mins)	per child per 15 minutes	\$35.00	\$30.30	N	15.51%	Industry standard charge
Late Payment	per-account		\$30.30	N		Moved to General Fees Above
Holiday Care Excursions	per-child		\$10.00 – \$20.00	N		Delete (included in holiday care fee)
Holiday Care Incursions—guests to program	per-child		\$5.00 – \$15.00	N		Delete (included in holiday care fee)
Casual Bookings	per session	\$70.00	\$65.70	N	6.54%	

* All fees and charges inclusive of GST where applicable
(A surcharge of 0.65% applies to all credit card payments)

ITEM	Unit	2016-17 Fee*	2015-16	GST Applied	% Change	Comment
Holiday Care						
		21 Dec 2016 to Jun 17 Fee*	Jul 16 to 20 Dec 16			
Permanent and Casual Bookings - 21 December 2016 to 30 June 2017						
New Families Admission	per family			N		Moved to General Fees Above
Holiday Care (Includes excursion costs)	per child per day	\$68.00	\$65.00	N	4.62%	
Absence without notifying Co-ordination Unit or Centre	per child per day	\$78.00	\$75.00	N	4.00%	
Absence - Co-ordination unit or Centre HAS been notified	per child per day	\$68.00	\$65.00	N	4.62%	
Late Collection (every 15 mins)	per child per 15 minutes	\$35.00	\$35.00	N	0.00%	
Late Payment	per account			N		Moved to General Fees Above
Holiday Care Excursions	per-child			N		Delete (included in holiday care fee)
Holiday Care Incursions – guests to program	per-child			N		Delete (included in holiday care fee)
Casual Bookings	per session	\$73.00	\$70.00	N	4.29%	

* All fees and charges inclusive of GST where applicable
(A surcharge of 0.65% applies to all credit card payments)



Clarence City Council List of Fees Effective from 1 July 2016

CLARENCE COMMUNITY VOLUNTEER SERVICE

ITEM	Unit	2016-17 Fee*	2015-16	GST Applied	% Change	Comment
Transport - CBD	per return trip	\$5.00	\$5.00	Y	0.00%	
Transport - Rural	per return trip	\$10.00	\$10.00	Y	0.00%	
Gardening	per visit	\$5.00	\$5.00	Y	0.00%	
Assisted/List Shopping	per return trip	\$5.00	\$5.00	Y	0.00%	

* All fees and charges inclusive of GST where applicable
(A surcharge of 0.65% applies to all credit card payments)



Clarence City Council List of Fees Effective from 1 July 2016

HALL HIRE, COMMUNITY CENTRES etc.

ITEM	Unit	2016-17 Fee*	2015-16	GST Applied	% Change	Comment
59 Cambridge Road (Old Bellerive Library)						
Main Studio	per hour	\$25.35	\$25.00	Y	1.40%	
Rehearsal Room	per hour	\$12.15	\$12.00	Y	1.25%	
Meeting Room	per hour	\$8.00	\$8.00	Y	0.00%	
Main studio and rehearsal room up to 5 hours	per booking (up to 5 hrs)	\$50.70	\$50.00	Y	1.40%	
Main studio and rehearsal room for full day	per booking (full day)	\$100.00	\$100.00	Y	0.00%	
Main studio and rehearsal room - performance days, recitals, concerts up to 5 hours	per booking (up to 5 hrs)	\$65.90	\$65.00	Y	1.38%	
Main studio and rehearsal room - performance days, recitals, concerts for full day	per booking (full day)	\$141.90	\$140.00	Y	1.36%	
Bond (No alcohol)	per booking	\$200.00	\$200.00	N	0.00%	
Bond (Alcohol)	per booking	\$334.00	\$334.00	N	0.00%	
Bond for Cleaning /Rubbish Removal (Functions, Parties etc. only)	per booking	\$40.00	\$40.00	N	0.00%	New wording
Bellerive Community Arts Centre						
Hire Fee	per hour	\$8.50	\$8.40	Y	1.19%	
Bond	per booking		\$52.50	N		Delete - not relevant to this centre
Cambridge Hall						
Hall Hire	per hour	\$11.20	\$11.00	Y	1.82%	
Functions, Weddings, Parties etc. (No birthday parties 16-25 years old)	per function	\$175.00	\$172.00	Y	1.74%	
Bond (No alcohol)	per booking	\$202.00	\$202.00	N	0.00%	
Bond (Alcohol)	per booking	\$348.00	\$348.00	N	0.00%	
Bond for Cleaning /Rubbish Removal (Functions, Parties etc. only)	per booking	\$40.00	\$40.00	N	0.00%	New wording

* All fees and charges inclusive of GST where applicable
(A surcharge of 0.65% applies to all credit card payments)

ITEM	Unit	2016-17 Fee*	2015-16	GST Applied	% Change	Comment
Clarence Seniors' and Citizens' Centre						
Function Rate (Wedding receptions, private functions etc.)	per function	\$150.00	\$150.00	Y	0.00%	No Change on advice from Committee
Conference Rates	half day rate	\$169.40	\$169.40	Y	0.00%	" " "
Conference Rates	full day rate	\$214.50	\$214.50	Y	0.00%	" " "
Bond for Cleaning	per booking	\$100.00	NEW	N		NEW
Kitchen						
Includes use of kitchen including crockery, cutlery, urns, microwave, pie warmer and commercial gas oven & hob (breakages will be paid for)						
Function Rate	per booking	\$50.00	\$50.00	Y	0.00%	No Change on advice from Committee
Combined Kitchen / Hall Hire						
Function Rate	per booking	\$200.00	\$200.00	Y	0.00%	No Change on advice from Committee
Alma's Bar & Lounge						
Available for small functions		Negotiable	Negotiable	Y		No Change on advice from Committee
Casual Hire Rate						
Day time hire (9am-6pm)	per hour	\$20.00	\$20.00	Y	0.00%	No Change on advice from Committee
Evening hire (after 6pm)	per hour	\$25.00	\$25.00	Y	0.00%	" " "
Bonds						
Bond (no alcohol)	per booking	\$200.00	\$200.00	N	0.00%	No Change on advice from Committee
Bond (alcohol)	per booking	\$300.00	\$300.00	N	0.00%	" " "
Geilston Bay Community Centre						
Hire Charge	per hour	\$12.00	\$12.00	Y	0.00%	No Change on advice from Committee
Bond (for use of equipment inside Centre only)	per booking	\$60.00	\$60.00	N	0.00%	" " "
Bond (For use of equipment both inside and stored in shed)	per booking	\$100.00	\$100.00	N	0.00%	" " "
Howrah Recreation Centre						
Baudinet Lounge (including Derwent Room) - Function Rates						
Excluding Bar	per hour	\$44.00	\$44.00	Y	0.00%	No Change on advice from Committee
Including Bar - 6pm to midnight	per function	\$200.00	\$200.00	Y	0.00%	" " "
Additional Charge After Midnight including cost of bar extension for Liquor Licence out of hours permit	per hour	\$80.00	\$80.00	Y	0.00%	" " "
Including Kitchen - includes use of crockery, cutlery, urns, microwave, pie warmer	per booking	\$50.00	\$50.00	Y	0.00%	" " "
Refundable Cleaning Bond	per booking	\$100.00	\$100.00	N	0.00%	" " "
Baudinet Lounge (including Derwent Room) - Conference Rates						
Includes the use of the in-house audio visual system, which comprises of a data projection unit, DVD and VCR players, surround sound & terminal for						
Conference Rates	1/2 day rate	\$220.00	\$220.00	Y	0.00%	No Change on advice from Committee
Conference Rates	full day rate	\$275.00	\$275.00	Y	0.00%	" " "
Sunshine, Skyline, Derwent Room, Baudinet Lounge and Guide Hall						
Room Hire	per hour	\$25.00	\$25.00	Y	0.00%	No Change on advice from Committee
Howrah Play Group	per session	\$13.00	\$13.00	Y	0.00%	" " "
Foyer only	per hour	\$15.00	\$15.00	Y	0.00%	" " "
Kitchen						
Kitchen Only (excluding gas oven)	per hour	\$15.00	\$15.00	Y	0.00%	No Change on advice from Committee
Kitchen Only (including gas oven)	per hour	\$20.00	\$20.00	Y	0.00%	" " "
BBQ Hire	per booking	\$33.00	\$33.00	Y	0.00%	" " "

* All fees and charges inclusive of GST where applicable
(A surcharge of 0.65% applies to all credit card payments)

ITEM	Unit	2016-17 Fee*	2015-16	GST Applied	% Change	Comment
Lauderdale Hall						
Hall Hire	per hour	\$11.20	\$11.00	Y	1.82%	
Functions, Weddings, Parties etc. (No birthday parties 16-25 years old)	per function	\$175.00	\$172.00	Y	1.74%	
Bond (No alcohol)	per booking	\$202.00	\$202.00	N	0.00%	
Bond (Alcohol)	per booking	\$348.00	\$348.00	N	0.00%	
Bond for Cleaning /Rubbish Removal (Functions, Parties etc. only)	per booking	\$40.00	\$40.00	N	0.00%	New wording
Lindisfarne Community Activities Centre						
Centre Hire (No birthday parties 15-25 years old)	per hour	\$12.00	\$12.00	Y	0.00%	No Change on advice from Committee
Bond	per booking	\$60.00	\$60.00	N	0.00%	" " "
Alcohol - selling of prohibited sale of alcohol prohibited , can only be consumed with meal						New wording
Special Occasions - Local (e.g. 100 years function)		Negotiable	Negotiable	Y		
Richmond Council Chambers (no alcohol)						
Council Chambers Hire	per hour	\$11.20	\$11.00	Y	1.82%	
Formal Functions	per half day	\$215.80	\$213.00	Y	1.31%	
Wedding Ceremony Only	per ceremony	\$173.30	\$171.00	Y	1.35%	
Bond (No alcohol)	per booking	\$202.00	\$202.00	N	0.00%	
Richmond Hall						
No birthday parties 16-25 years old						
Hall Hire Only	per hour	\$11.20	\$11.00	Y	1.82%	
Hire of Supper Room Only	per hour	\$11.20	\$11.00	Y	1.82%	
Hire of Kitchen Only	per hour	\$15.00	New	Y		Separated areas to clarify fees. Kitchen is refurbished, can cater for large functions
Hire of Supper Room & Kitchen only	per hour	\$20.30	Simplifies deleted fees below			See above comment on clarification
Charities	per function		\$32.60	Y		Delete - No longer relevant as community, charities, fundraisers are now charged a % of set fees
Others	per function		\$61.20	Y		See above comment on clarification
Hall Hire including Hire of Hall, Kitchen & Supper Room	per hour	\$25.00	\$20.00	Y	25.00%	See above comment on refurbishment
Functions, Weddings, Parties etc. (No birthday parties 16-25 years old)	per function	\$175.00	\$172.00	Y	1.74%	
Bond (No alcohol)	per booking	\$202.00	\$202.00	N	0.00%	
Bond (Alcohol)	per booking	\$348.00	\$348.00	N	0.00%	
Bond for Cleaning /Rubbish Removal (Functions, Parties etc. only)	per booking	\$40.00	\$40.00	N	0.00%	New wording

* All fees and charges inclusive of GST where applicable
(A surcharge of 0.65% applies to all credit card payments)

ITEM	Unit	2016-17 Fee*	2015-16	GST Applied	% Change	Comment
Risdon Vale Hall						
Charity functions						
Hall Hire	per hour	\$9.20	\$9.20	Y	0.00%	No Change on advice from Committee
Kitchen and Supper Room	per hour	\$5.60	\$5.60	Y	0.00%	" " "
Functions	per function	\$90.00	\$90.00	Y	0.00%	" " "
Bond (No alcohol)	per booking	\$102.00	\$102.00	N	0.00%	" " "
Bond (Alcohol)	per booking	\$280.00	\$280.00	N	0.00%	" " "
Bowls (Foyer)	per function	\$7.20	\$7.20	Y	0.00%	" " "
Foyer Area	per function	\$3.60	\$3.60	Y	0.00%	" " "
Tennis Court Clubroom	per week	\$13.25	\$13.25	Y	0.00%	" " "
Tennis Court	per court per hour	\$2.05	\$2.05	Y	0.00%	" " "
Risdon Vale Bargain Centre	per week	\$12.25	\$12.25	Y	0.00%	" " "
Basement Room includes public liability levy	per week	\$13.25	\$13.25	Y	0.00%	" " "
Pigeon Club includes public liability levy	per week	\$13.25	\$13.25	Y	0.00%	" " "
Rokeby Community Centre						
Activities Room	per hour	\$11.20	\$11.00	Y	1.82%	
Gym Day/Night	per hour	\$11.20	\$11.00	Y	1.82%	
Kitchen - first hour	first hour	\$15.00	\$14.80	Y	1.35%	
- after the first hour	per hour thereafter	\$7.70	\$7.60	Y	1.32%	
Receptions (+ bond as below)	per function	\$151.00	\$148.90	Y	1.41%	
Teenage admission (all activities)	per head	\$0.55	\$0.55	Y	0.00%	
Bond (No alcohol)	per booking	\$202.00	\$202.00	N	0.00%	
Bond (Alcohol)	per booking	\$348.00	\$348.00	N	0.00%	
Community events at Centre held by Rokeby Neighbourhood Centre	per event	\$52.70	\$52.00	Y	1.35%	
Community Centre hired by Rokeby Neighbourhood Centre	per hour	\$5.30	\$5.20	Y	1.92%	
Rokeby Trust Hall						
Hall Hire	per hour	\$11.20	\$11.00	Y	1.82%	
Functions, Weddings, Parties etc. (No birthday parties 16-25 years old)	per function	\$175.00	\$172.00	Y	1.74%	
Bond (No alcohol)	per booking	\$202.00	\$202.00	N	0.00%	
Bond (Alcohol)	per booking	\$348.00	\$348.00	N	0.00%	
Bond for Cleaning /Rubbish Removal (Functions, Parties etc. only)	per booking	\$40.00	\$40.00	N		New wording

* All fees and charges inclusive of GST where applicable
(A surcharge of 0.65% applies to all credit card payments)

ITEM	Unit	2016-17 Fee*	2015-16	GST Applied	% Change	Comment
Rosny Farm - The Barn						
Exhibitions/Displays/Performance/Arts related function						Changed wording
Supported - Not-for-profit/Arts groups/Students/Educational-Organisations groups	per day		\$170.00	Y		Changed wording & fee split as shown below
Rehearsal/Set-up Day	per day	\$75.00	NEW			NEW
Performance Days	per day	\$210.00	NEW			NEW
	per week (7 days)	\$900.00	NEW			NEW
Not-for-profit groups, Educational Organisations-	per week		\$855.00	Y		Simplify the fee structure as it was too complicated
Students groups	per day		\$100.00	Y		Simplify the fee structure as it was too complicated
Students groups	per week (7 days)		\$460.00	Y		Simplify the fee structure as it was too complicated
Exhibitions/Displays/Performance/Arts related function						New heading to differentiate between usage
Commercial exhibitions, Corporate, Government	per day	\$300.00	\$210.00	Y	42.86%	Inclusive of costs e.g. heating
Commercial exhibitions, Corporate, Government	per week (7 days)	\$1,400.00	\$1,050.00	Y	33.33%	Remove wording - as the charge is for the same service as shown in the line above - Inclusive of costs e.g. heating
		Full day hire fee includes 2hrs staff time to assist with lighting & display panels & provide instruction on equipment. Half day hire = 1hr staff time. Additional staff hrs charged at \$85.00 per hr. Additional Tech hrs charged at \$85.00 per hr	Full day hire fee includes 2hrs staff time to assist with lighting & display panels & provide instruction on equipment. Half day hire = 1hr staff time. Additional staff hrs charged at \$85.00 per hr. Additional Tech hrs charged at \$85.00 per hr		0.00%	
Performance/Recitals/Concerts - Not-for-profit groups, Educational Organisations						
Setup/rehearsal Days	per day		\$75.00	Y		Simplify the fee structure as it was too complicated
Performance Days	per full day		\$210.00	Y		Simplify the fee structure as it was too complicated
Performance Days	up to 4 hours		\$107.00	Y		Simplify the fee structure as it was too complicated
Performance Days	per week (7 days)		\$755.00	Y		Simplify the fee structure as it was too complicated
Commercial exhibitions, Corporate, Government						
Setup/rehearsal Days	per day		\$200.00	Y		Simplify the fee structure as it was too complicated
Performance Days	per full day		\$300.00	Y		Simplify the fee structure as it was too complicated
Performance Days	per week		\$1,130.00	Y		Simplify the fee structure as it was too complicated
Performance Days			Full day hire fee includes 2hrs staff time to assist with lighting & display panels & provide instruction on equipment. Half day hire = 1hr staff time. Additional staff hrs charged at \$85.00 per hr. Additional Tech hrs charged at \$85.00 per hr			Simplify the fee structure as it was too complicated
Charge for heating on Performance Days	per day		\$63.00	Y		Simplify the fee structure as it was too complicated
Charge for heating on Performance Days	per half day		\$32.00	Y		Simplify the fee structure as it was too complicated

* All fees and charges inclusive of GST where applicable
(A surcharge of 0.65% applies to all credit card payments)

ITEM	Unit	2016-17 Fee*	2015-16	GST Applied	% Change	Comment
Extras						
Extra Charge for (20) Café tables	flat rate	\$120.00				New. Covers moving tables into the Barn
Piano Hire (includes tuning)	flat rate	\$200.00				New. Covers moving piano into the Barn and tuning
Bond for Barn Hire	per booking	\$250.00	\$250.00	N	0.00%	
Data projection hire	per-day		\$50.00	Y		Simplify the fee structure as it was too complicated
Rosny Farm - Gardens Only						
Special tour parties	per hour	\$75.00	\$70.00	Y	7.14%	
Private functions incl. wedding ceremonies	per hour	\$162.00	\$160.00	Y	1.25%	
Photography Session	per hour	\$100.00	\$90.00	Y	11.11%	Change in fee - cost of staff to be on site
Security callout fee for after hours functions	per hour	\$90.00	\$80.00	Y	12.50%	Change in fee - cost of staff to attend
Sandford Hall						
Hall Hire	per hour	\$11.20	\$11.00	Y	1.82%	
Functions, Weddings, Parties etc. (No birthday parties 16-25 years old)	per function	\$175.00	\$172.00	Y	1.74%	
Bond (No alcohol)	per booking	\$202.00	\$202.00	N	0.00%	
Bond (Alcohol)	per booking	\$348.00	\$348.00	N	0.00%	
Bond for Cleaning /Rubbish Removal (Functions, Parties etc. only)	per booking	\$40.00	\$40.00	N	0.00%	New wording
Seven Mile Beach Community Centre (Lewis Park) (no alcohol)						
Hire of Centre	per hour	\$8.50	\$8.40	Y	1.19%	
Bond (No alcohol)	per booking	\$202.00	\$202.00	N	0.00%	
Bond for Cleaning /Rubbish Removal (Functions, Parties etc. only)	per booking	\$40.00	\$40.00	N	0.00%	New wording
South Arm Calverton Hall						
Booking Deposit for Functions	per booking	\$50.00	\$50.00	Y	0.00%	Changes made on advice from Calverton Hall Ctee on 15/01/16
Functions - Locals	per function	\$90.00	\$85.00	Y	5.88%	" " "
Functions - Others	per function	\$110.00	\$100.00	Y	10.00%	" " "
Per hour bookings - Locals	per hour	\$20.00	\$20.00	Y	0.00%	" " "
Per hour bookings - Others	per hour	\$25.00	\$25.00	Y	0.00%	" " "
Tennis Courts	per hour	\$10.00	\$10.00	Y	0.00%	" " "
Booking Deposit for Sports Ground	per booking	\$20.00	\$20.00	Y	0.00%	" " "
Sports Ground - Locals	per day	\$25.00	\$25.00	Y	0.00%	" " "
Sports Ground - Others	per day	\$45.00	\$45.00	Y	0.00%	" " "
Bond (No alcohol)	per booking	\$100.00	\$100.00	N	0.00%	" " "
Bond (Alcohol)	per booking	\$250.00	\$250.00	N	0.00%	" " "
Bond (Cleaning)	per booking	\$50.00		N		NEW
Tranmere Hall (no alcohol)						
Hall Hire	per hour	\$11.20	\$11.00	Y	1.82%	
Bond (No alcohol)	per booking	\$202.00	\$202.00	N	0.00%	
Bond for Cleaning /Rubbish Removal (Functions, Parties etc. only)	per booking	\$40.00	\$40.00	N	0.00%	New wording

* All fees and charges inclusive of GST where applicable
(A surcharge of 0.65% applies to all credit card payments)

ITEM	Unit	2016-17 Fee*	2015-16	GST Applied	% Change	Comment
Hire Fees (NFP, Fundraising etc.)						
Not for Profit, Community, Charity, Fund Raiser in an outdoor public place (at discretion of General Manager)	per event	\$50.65	\$50.00	Y	1.30%	Copied across from Events on Council land because discount also applies to hall hire
Not for Profit, Community, Charity, Fund Raiser event in an indoor facility (at discretion of the relevant Management Committee or General Manager)	per event	50% of relevant schedule hire fee	50% of relevant schedule hire fee	Y	0.00%	Copied across from Events on Council land because discount also applies to hall hire
Not for Profit, Community, Charity, Fund Raiser use of meeting space (at discretion of the relevant Management Committee or General Manager)	per event	75% of relevant schedule hire fee	75% of relevant schedule hire fee	Y	0.00%	Copied across from Events on Council land because discount also applies to hall hire
Miscellaneous						
Key Deposit (Forfeit - if not returned by following working day) GST applies only on forfeiture of deposit	per key	\$36.00	\$36.00	N	0.00%	
Insurance levy for public liability insurance for informal user groups	per hour	\$3.00	\$3.00	Y	0.00%	
Kiosk Hire (Environmental Health approved kiosk only)	per hour		\$9.20	Y		Moved to Miscellaneous Sports Ground Hire Fees as Kiosks are connected to sports ground use

* All fees and charges inclusive of GST where applicable
(A surcharge of 0.65% applies to all credit card payments)



Clarence City Council List of Fees Effective from 1 July 2016

SPORTS GROUND HIRE

ITEM	Unit	2016-17 Fee*	2015-16	GST Applied	% Change	Comment
Sports Ground Use Permits (Effective 1 Oct for 12 month period)						
Junior (up to and including U18)	per hour	\$17.25	\$17.00	Y	1.47%	
Senior	per hour	\$34.50	\$34.00	Y	1.47%	
Soccer						
Soccer Small Sided Grounds No Fixed Goals	per hour	\$4.15	\$4.10	Y	1.30%	
Soccer Small Sided Ground Fixed Goals	per hour	\$8.30	\$8.20	Y	1.22%	
Cambridge New Ground 1010 Cambridge Rd -(Junior/Youth)	per hour	\$23.30	\$23.00	Y	1.30%	
Cricket						
Junior including synthetic practice wickets where applicable	per hour	\$17.25	\$17.00	Y	1.47%	
Senior including synthetic practice wickets where applicable	per hour	\$34.50	\$34.00	Y	1.47%	
Lindisfarne Oval / Kangaroo Bay Oval						
Turf Wickets on ground - (No junior rates)	per hour	\$44.50	\$43.90	Y	1.37%	
Turf Wicket - Special Event Match / Training National / International	per day or part thereof	\$782.20	\$772.10	Y	1.31%	
Turf Practice Wicket - Special Event Match / Training National / International	per day or part thereof	\$78.00	\$77.00	Y	1.30%	
Turf Practice Wickets Lindisfarne (separate to ground)	per hour	\$15.50	\$15.30	Y	1.30%	
Seasonal Turf Practice Wickets Lindisfarne (separate to ground)	per hour	\$11.15	\$11.00	Y	1.36%	
Synthetic Practice Wickets Lindisfarne (separate to ground)	per hour	\$7.90	\$7.80	Y	1.30%	
Turf & synthetic practice wickets Kangaroo Bay	per hour	\$34.70	\$34.20	Y	1.46%	
Seasonal turf & synthetic practice wickets Kangaroo Bay	per hour	\$22.30	\$22.00	Y	1.36%	
Miscellaneous Sports Ground Hire Fees						
Casual Ground Hire	per hour	\$34.50	\$34.00	Y	1.47%	
Use of Ovals by High Schools/Colleges where no licence agreement exists	per hour	\$34.50	\$34.00	Y	1.47%	
Wentworth Park - Salacia Ave Training Ground (Up to U18)	per hour	\$13.00	\$12.80	Y	1.56%	
Wentworth Park - Salacia Ave Training Ground (Senior)	per hour	\$25.55	\$25.20	Y	1.39%	
Wentworth Park - Sports Centre hire for sporting activities only	per hour	\$11.20	\$11.00	Y	1.82%	
Kiosk Hire (Environmental Health approved kiosk only)	per hour	\$9.35	\$9.20	Y	1.63%	Moved here from Miscellaneous Hall Fees
Boot Camp & Fitness Activities on Council Sports Grounds	per hour	\$34.50	NEW	Y		NEW Charge for fitness activities involving hire of a sports ground - charge at normal ground hire rate
Boot Camp, Fitness Activities & Dog Obedience on Council Reserves	per hour		\$11.90	Y		Charge for fitness activities on reserves (i.e. not sports grounds) moved to Business Permits section

* All fees and charges inclusive of GST where applicable
(A surcharge of 0.65% applies to all credit card payments)

ITEM	Unit	2016-17 Fee*	2015-16	GST Applied	% Change
Carnivals					
School carnivals other ovals (no line marking)	per hour	\$17.25	\$17.00	Y	1.47%
School carnivals other ovals (basic line mark perimeter line no running lanes & 100m grid only marked)	fixed fee	\$206.50 + \$34.20 per Hour	\$204.00 + 33.70 per hr	Y	1.23%
School Athletic Carnivals Clarence High School (Summer Only)	per hour	\$36.20	\$35.70	Y	1.49%
State, National & International events on sportsgrounds additional cleaning of change rooms / toilets		At Contract Rate	At Contract Rate	Y	1.40%
Bonds					
Bond for seasonal users	per season	\$403.00	\$397.80	N	1.31%
Surcharge for use of sporting facility without prior booking + Hire Rate	per incident	\$64.00	\$63.20	Y	1.27%
Keys					
Key Charges Casual Use of Facilities (Forfeit non-return within 7days) GST only applies on forfeiture of deposit	per key	\$36.00	\$36.00	N	0.00%
Key Charges Seasonal Use of Facilities (Forfeit non-return within one month from end of season) GST only applies on forfeiture of deposit	per key	\$50.00	\$50.00	N	0.00%
Lighting					
Lighting charges (Rate applies for all winter season bookings from 5:00pm onwards effective from end of Daylight Saving period)					
Sportsground (additional to ground hire charge)	per hour per ground	\$8.50	\$8.40	Y	1.19%
Sportsground - Lighting upgraded to Aus Standard (additional to ground hire charge)	per hour per ground	\$17.00	\$16.80	Y	1.19%

* All fees and charges inclusive of GST where applicable
(A surcharge of 0.65% applies to all credit card payments)



Clarence City Council List of Fees Effective from 1 July 2016

WASTE & VEHICLE TOWING

ITEM	Unit	201-17 Fee*	2015-16	GST Applied	% Change	Comment
Mornington Waste Transfer Station Clarence Domestic Resident Users						
Any Resident vehicle under 4.9 tonne GVM						
Minimum Gate Fee	per visit	\$10.00	\$10.00	Y	0.00%	
Recoverables/Recyclables/Tonne	per tonne	\$93.50	\$92.00	Y	1.63%	
Green Organic Waste (suitable for mulching)/Tonne	per tonne	\$93.50	\$92.00	Y	1.63%	
Contaminated Green Organic Waste/Tonne	per tonne	\$98.50	\$97.00	Y	1.55%	
Residual Waste - General Domestic/Tonne	per tonne	\$98.50	\$97.00	Y	1.55%	
Residual Waste - General Mixed/Tonne	per tonne	\$98.50	\$97.00	Y	1.55%	
Fees for non residential waste set by operator						
Refuse New Bins						
80 Litre MBG	per bin	\$78.50	\$77.50	Y	1.29%	
120 Litre MBG	per bin	\$82.60	\$81.50	Y	1.35%	
140 Litre MBG	per bin	\$84.60	\$83.50	Y	1.32%	
240 Litre MBG	per bin	\$86.60	\$85.50	Y	1.29%	
Tow Away Fee						
Towing Abandoned Vehicle	per vehicle	\$121.60	\$120.00	Y	1.33%	
Holding Fee - Abandoned Vehicle	per day	\$23.30	\$23.00	Y	1.30%	

* All fees and charges inclusive of GST where applicable
(A surcharge of 0.65% applies to all credit card payments)



Clarence City Council List of Fees Effective from 1 July 2016

ROAD CLOSURE REQUESTS

ITEM	Unit	2016-17 Fee*	2015-16	GST Applied	% Change	Comment
Temporary	per event	\$405.00	\$400.00	N	1.25%	
Permanent for Private Benefit	per event	\$460.00	\$455.00	N	1.10%	

* All fees and charges inclusive of GST where applicable
(A surcharge of 0.65% applies to all credit card payments)



Clarence City Council List of Fees Effective from 1 July 2016

COUNCIL PROPERTIES

ITEM	Unit	2016-17 Fee*	2015-16	GST Applied	% Change	Comment
Lease or Licence Application Fee	per application	\$90.00	\$90.00	N	0.00%	
Lease Preparation Fee	per lease	\$100.00	\$100.00	N	0.00%	
Licence Preparation Fee	per licence	\$50.00	\$50.00	N	0.00%	
Request for Creation of Easements on Council Land	per request	\$500.00	\$500.00	N	0.00%	
Request for document preparation in relation to property by private individuals (e.g. part 5 Agreements)	per hour or part thereof	\$90.00	\$90.00	Y	0.00%	
Reinstatement of licence fee for non-payment of rent	per licence	\$25.00	\$25.00	N	0.00%	

* All fees and charges inclusive of GST where applicable
(A surcharge of 0.65% applies to all credit card payments)



Clarence City Council List of Fees Effective from 1 July 2016

TECHNICAL INSPECTION/WORK/INFORMATION

ITEM	Unit	2016-17 Fee*	2015-16	GST Applied	% Change	Comment
Work carried out at a persons request (per s205 Fee)	per hour	\$96.30	\$95.00	Y	1.37%	
Underground Service Locations	per callout	\$93.20 fee plus \$93.20/hr on job charge to nearest 15 minutes	\$92 fee plus \$92/hr on job charge to nearest 15 minutes	Y	1.30%	
Investigation and assessment of proposals to install infrastructure (not controlled by Council) on Council property &/or the road reservation (s205)	per callout		\$92 fee plus \$92/hr on job charge to nearest 15 minutes	Y		Delete - These fees no longer relevant
Traffic Management Plan Assessment fee	per application		\$92.00	N		Delete - These fees no longer relevant
Road Crossing Permit	per permit		\$92.00	N		Delete - These fees no longer relevant
Traffic Information Data Extraction	per request		\$92 Base fee plus \$92/hr on job charge to nearest 15 minutes	N		Delete - These fees no longer relevant

* All fees and charges inclusive of GST where applicable
(A surcharge of 0.65% applies to all credit card payments)



Clarence City Council List of Fees Effective from 1 July 2016

OCCUPATIONAL LICENCES

ITEM	Unit	2016-17 Fee*	2015-16	GST Applied	% Change	Comment
Helicopter/Hot air balloons landing fee	per flight	\$95.20	\$93.80	Y	1.49%	
Public Land - Annual rental for Commercial Activity - Use of Footpath /Forecourt for Outdoor Dining	per m2	\$38.20	\$37.70	N	1.33%	

* All fees and charges inclusive of GST where applicable
(A surcharge of 0.65% applies to all credit card payments)



Clarence City Council List of Fees Effective from 1 July 2016

PORTABLE TOILETS *

ITEM	Unit	2016-17 Fee*	2015-16	GST Applied	% Change	Comment
Portable Accessible Toilet	per hire	\$350 + \$50 each additional day	\$300 + \$50 each additional day	Y	16.67% 0%	In keeping with current market value
Portable Toilet Block (16 unit)	per hire	\$750 + \$50 each additional day	\$650 + \$50 each additional day	Y	15.39% 0%	In keeping with current market value
Bond for cleaning	per hire	\$125.00	\$125.00	N	0.00%	

* Hire cost does not include transport and pump costs - Hirer is responsible for cleaning



Clarence City Council List of Fees Effective from 1 July 2016

INFRASTRUCTURE BONDS

ITEM	Unit	2016-17 Fee*	2015-16	GST Applied	% Change	Comment
Infrastructure Bond establishment fee	per bond	\$280.00	\$280.00	N	0.00%	
Infrastructure Bond administration fee - for extensions or alterations not specified in original bond agreement	per amended bond	\$180.00	\$180.00	N	0.00%	
Infrastructure Protection Bond (All new single residential dwellings, and additions) - Refund at completion if road /crossing /footpath is left in good condition	per application	\$900.00	\$900.00	N	0.00%	
Infrastructure Protection Bond (All new multiple dwellings, new commercial buildings and additions and all demolition/removal works) - Refund at completion if road /crossing /footpath is left in good condition	per application	\$1,800.00	\$1,800.00	N	0.00%	
Infrastructure Protection Bond - Access to work site over Council Land (Refund at completion if Reserve/road/crossing/footpath is left in good condition)	per application	\$1,800.00	\$1,800.00	N	0.00%	
Infrastructure Protection Bond (covering only all Single Dwelling building projects undertaken by a single builder)	high activity builders only	\$10,000.00	\$10,000.00	N	0.00%	
Infrastructure Protection Bond (covering all building projects undertaken by a single builder)	high activity builders only	\$15,000.00	\$15,000.00	N	0.00%	
Parking Permit within Council Car Park (Temporary Permit for Building Works only)	per day per space/part space	\$15.20	\$15.00	N	1.30%	
Associated Building Site Works Occupation of Council Land	per month per m2	\$7.60	\$7.50	N	1.30%	
Skip Bin Permits	per week	\$28.40	\$28.00	N	1.43%	
Surcharge for occupation of Council land without prior approval + Infrastructure Bond applicable	per application	\$111.45	\$110.00	Y	1.32%	
Crane/Concrete Pump/Cherry Picker etc. Permits on Council Land inc Roads	per 4 hrs or part thereof	\$72.95	\$72.00	N	1.32%	
Infrastructure Protection Bond (Skip Bin - residential dwellings, and additions)	per bin	\$364.70	\$360.00	N	1.31%	
Infrastructure Protection Bond (Skip Bin - commercial buildings & additions & all demolition/removal works)	per bin	\$1,393.00	\$1,375.00	N	1.31%	

* All fees and charges inclusive of GST where applicable
(A surcharge of 0.65% applies to all credit card payments)



Clarence City Council List of Fees Effective from 1 July 2016

PHOTOCOPYING

ITEM	Unit	2016-17 Fee*	2015-16	GST Applied	% Change	Comment
Single A4 - up to 10 copies	per copy	\$0.40	\$0.40	Y	0.00%	
Double A4 - up to 10 copies	per copy	\$0.50	\$0.50	Y	0.00%	
Single A3 - up to 10 copies	per copy	\$0.65	\$0.65	Y	0.00%	
Double A3 - up to 10 copies	per copy	\$1.00	\$1.00	Y	0.00%	
Single A4 - 10 or more copies	per copy	\$0.25	\$0.25	Y	0.00%	
Double A4 - 10 or more copies	per copy	\$0.40	\$0.40	Y	0.00%	
Single A3 - 10 or more copies	per copy	\$0.45	\$0.45	Y	0.00%	
Double A3 - 10 or more copies	per copy	\$0.60	\$0.60	Y	0.00%	

* All fees and charges inclusive of GST where applicable
(A surcharge of 0.65% applies to all credit card payments)



Clarence City Council List of Fees Effective from 1 July 2016

DOCUMENT FEES

ITEM	Unit	2016-17 Fee*	2015-16	GST Applied	% Change	Comment
Council Documents						
Copy of full Council Agenda or minutes		Free (as per Regulations)	Free (as per Regulations)	N		
Copy of agenda report/working papers	per page	\$0.40	\$0.40	N	0.00%	
Extract of Council Policy Guide	per extract	\$10.30	\$10.30	N	0.00%	
Full copy of Council Policies by CD (to date)	per CD	\$93.00	\$93.00	N	0.00%	
Tender & Contract Documents						
Minor (\$100,000 or less)	per document	\$70.00	\$70.00	Y	0.00%	
Major (\$100,001 or more)	per document	\$200.00	\$200.00	Y	0.00%	

* All fees and charges inclusive of GST where applicable
(A surcharge of 0.65% applies to all credit card payments)



Clarence City Council List of Fees Effective from 1 July 2016

REPRODUCTION FEES

ITEM	Unit	2016-17 Fee*	2015-16	GST Applied	% Change	Comment
Maps, Plans, LIS Map Information						
Building Plans - class 1 & 10	for all applications on property	\$20.00	\$17.00	N	17.65%	Fee increase in keeping with costs involved
Building Plans - class 2 to 9	per page	\$11.50	\$11.50	N	0.00%	
Drainage Plans	each	\$11.50	\$11.50	N	0.00%	
A4 paper copy of any map - 1:2000	each	\$10.00	\$10.00	N	0.00%	
Density rating plan (BW A4 1:2000 only)		no charge	no charge	NA		
A1 1:5000 map	each	\$33.50	\$33.50	N	0.00%	
A0 1:7500 Map	each	\$130.00	\$130.00	N	0.00%	
Survey Control (A4)	each		\$10.00	N		Delete, covered by new Digital Data described below
Large format photocopying of plans - A4	each	\$10.00	\$10.00	N	0.00%	
Large format photocopying of plans - A3	each	\$20.00	\$20.00	N	0.00%	
Large format photocopying of plans - A2	each	\$40.00	\$40.00	N	0.00%	
Large format photocopying of plans - A1	each	\$60.00	\$60.00	N	0.00%	
Large format photocopying of plans - A0	each	\$135.00	\$135.00	N	0.00%	
Digital Data						
Digital Data is subject to licencing and agreement on costs with delegation provided to the general manager for approval						NEW
Storm Water Digital Data (1-10 parcels) (Min. Charge \$25)						
Storm Water	per parcel		\$0.70	N		Delete, see Digital Data above
Storm Water Digital Data (11-100 parcels) (Min Charge \$25)						
Storm Water	per parcel		\$0.60	N		Delete, see Digital Data above
Storm Water Digital Data (101-500 parcels)						
Storm Water	per parcel		\$0.50	N		Delete, see Digital Data above
Storm Water Digital Data (500 - 1000 parcels)						
Storm Water	per parcel		\$0.35	N		Delete, see Digital Data above
Storm Water Digital Data (per additional 1000 parcels)						
Storm Water	per parcel		\$0.25	N		Delete, see Digital Data above

* All fees and charges inclusive of GST where applicable
(A surcharge of 0.65% applies to all credit card payments)



Clarence City Council List of Fees Effective from 1 July 2016

ADDITIONAL FEES

ITEM	Unit	2016-17 Fee*	2015-16	GST Applied	% Change	Comment
Request for Document Signing and/or Sealing Fee	per document	\$90.00	\$90.00	N	0.00%	
Work carried out at a persons request e.g. requests for research, processing for Council (non planning) discretionary decisions; report and document preparation; provision of information and/or copies/extracts from council records (including additional information on 337 property request) etc	per hour or part thereof	\$90.00	\$90.00	N	0.00%	
Supplementary Information request arising from 337 certificates regarding planning permits on adjacent properties	per nominated property	\$50 flat rate, or hourly rate of \$50 for extraction of information	\$50 flat rate, or hourly rate of \$50 for extraction of information	N	0.00%	
Credit Card Fee - charged as percentage of transaction value (to commence upon implementation of system modifications)	per value	0.65%	0.65%	Y/N	0.00%	

* All fees and charges inclusive of GST where applicable
(A surcharge of 0.65% applies to all credit card payments)



Clarence City Council List of Fees Effective from 1 July 2016

COUNCIL COMMUNITY BUS

ITEM	Unit	2016-17 Fee*	2015-16	GST Applied	% Change	Comment
Per person	half day	\$3.00	\$3.00	Y	0.00%	
Per person	full day	\$5.00	\$5.00	Y	0.00%	

* All fees and charges inclusive of GST where applicable
(A surcharge of 0.65% applies to all credit card payments)



Clarence City Council List of Fees Effective from 1 July 2016

PUBLICATIONS

ITEM	Unit	2016-17 Fee*	2015-16	GST Applied	% Change	Comment
Annual Report	each	\$3.00	\$3.00	N	0.00%	
Local Area Plans (inc Richmond Cultural Resource Mgt Plan) (fee applies to hard copy only)	per volume	\$17.00	\$17.00	Y	0.00%	
Planning Schemes (fee applies to hard copy only)	per page	Charged at photocopy rate per page	Charged at photocopy rate per page	N		
Glebe Hill Development Plan annexure (fee applies to hard copy only)	each	\$32.00	\$32.00	Y	0.00%	
Other DPOs		No Charge	No Charge	NA		
History of Clarence	each	\$29.95	\$29.95	Y	0.00%	
Stock Thieves and Golfers	each	\$25.00	\$25.00	Y	0.00%	

* All fees and charges inclusive of GST where applicable
(A surcharge of 0.65% applies to all credit card payments)

3. TASWATER –MORATORIUM ON DISTRIBUTIONS

(File No 10-06-13)

EXECUTIVE SUMMARY**PURPOSE**

To consider a request from TasWater to agree to a moratorium on increases in distributions for a further 7 years in the event that TasWater secures commitments from the State and Federal Governments to make grants totalling no less than \$400M over a 10 year period. The contributions sought are to form a part of a major Capital Works Programme of \$1.8B over the next 10 years.

RELATION TO EXISTING POLICY/PLANS

Council has previously agreed to a 3 year moratorium on increases in distributions for the years 15/16 – 17/18.

LEGISLATIVE REQUIREMENTS

There are no legislative requirements pertinent to this question.

CONSULTATION

There has been no public consultation in regard to this matter. It was first raised at a meeting of the TasWater Owners Representatives Group on 12 May whereby it was agreed that the matter should be referred to individual Councils for their consideration.

A further special meeting to consider the Council responses will be held on 9 June 2016.

FINANCIAL IMPLICATIONS

Council has an equity proportion in TasWater for distribution purposes of 11.06%.

The proposed moratorium (or capping) of the distribution pool at current levels over a 10 year period would result in Clarence Council foregoing an expected additional \$9M (\$4.6M, 2%) in revenue over that period (assuming projected TasWater growth rate of 4-5%), compounding to around \$30M over a 20 year period.

Whilst such a revenue shortfall is unfortunate it can be accommodated in Councils draft 10 year financial management plans.

RECOMMENDATION:

A matter for Council determination.

/ Refer to Page 69 for Decision on this Item...

TASWATER –MORATORIUM ON DISTRIBUTIONS /contd...

Decision:	MOVED Ald Walker SECONDED Ald Peers	
	<p>“A. That Council does not agree to a moratorium on increases in distributions for a further 7 years.</p> <p>B. That Council requests alternate methods for infrastructure funding by TasWater (separate to State and Federal contributions) be further investigated”.</p>	
	The MOTION was put and LOST	
	FOR	AGAINST
	Ald Doust	Ald Chipman
	Ald Hulme	Ald Chong
	Ald Peers	Ald Cusick
	Ald Walker	Ald James
		Ald Thurley
		Ald von Bertouch
	FORESHADOWED MOTION	
	MOVED Ald James SECONDED Ald von Bertouch	
	<p>“A. That Council supports the proposal from TasWater, being that in the event that TasWater secures State and Federal funding totalling no less than \$400M over 10 years, that a further 7 year moratorium on increases to distributions be agreed.</p> <p>B. In the event of ‘A’ occurring, Council requests that the wastewater from the Western Shore WWTP be pumped into the Coal Valley Wastewater System”.</p>	
		CARRIED
	FOR	AGAINST
	Ald Chipman	Ald Doust
	Ald Chong	Ald Hulme
	Ald Cusick	Ald Peers
	Ald James	Ald Walker
	Ald Thurley	
	Ald von Bertouch	

The Meeting closed at 8.04pm.